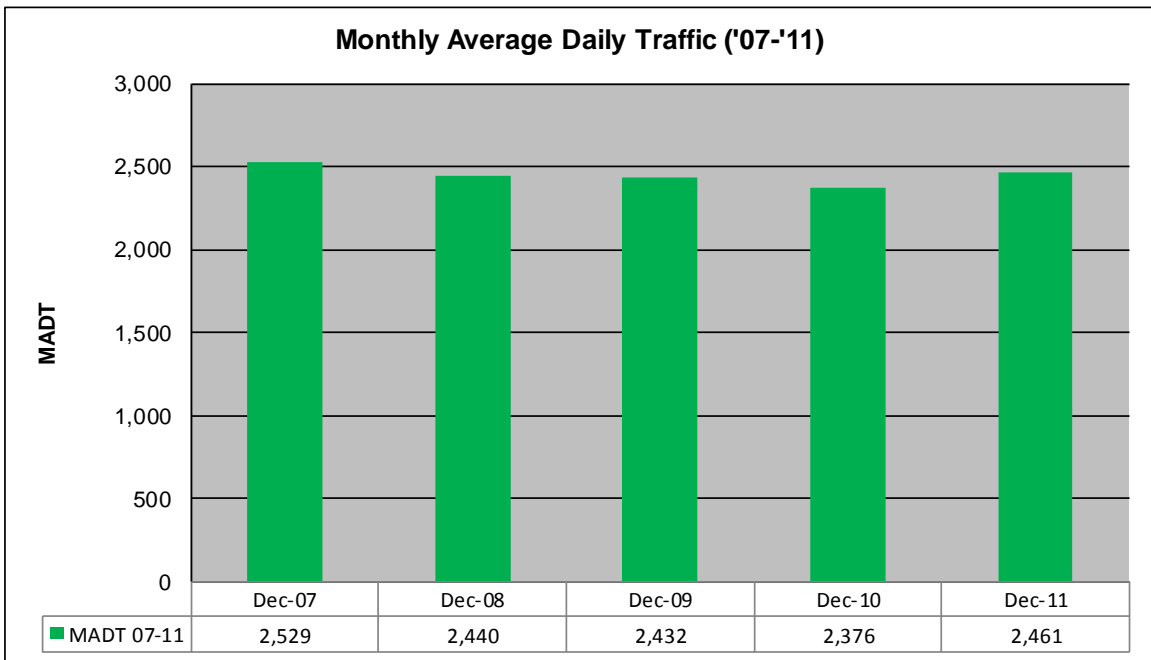
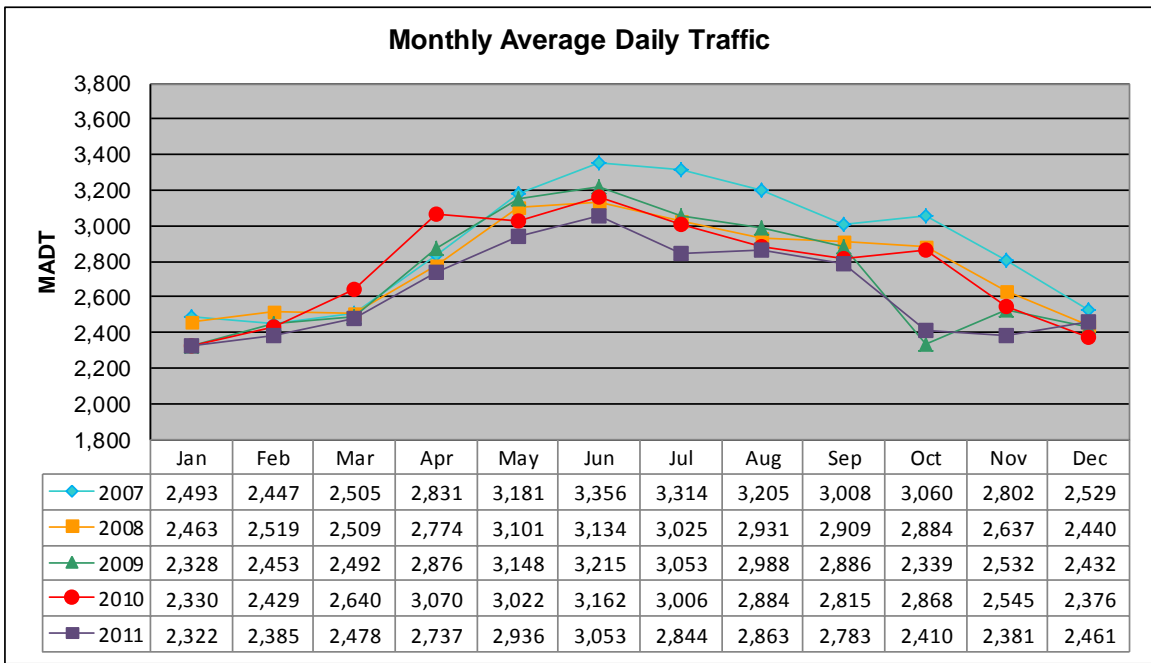


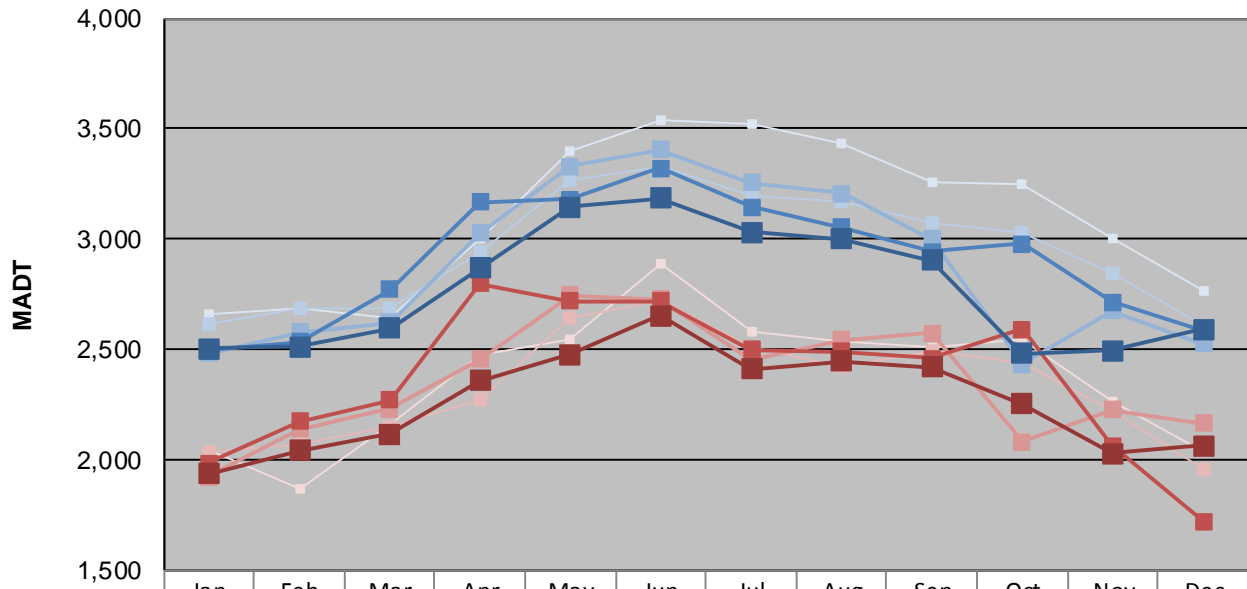
MONTHLY REPORT, STATION NO. 410 (ATR)

DECEMBER 2011

Station Measurement: VOLUME		
Route: CSAH 23	Route Direction: N/S	Lanes: 2
County: Scott	Closest City: Prior Lake	
Functional Class: Rural Minor Arterial		
Location: S OF CSAH68 (190TH ST E), S OF PRIOR LAKE		
Ref Post: 008+00.850	True Mile: 8.85	Sequence No. 9888
Volume: 76,289		MADT: 2,461
Weekday (M-F) MADT: 2,592		Weekend (Sa-Su) MADT: 2,064



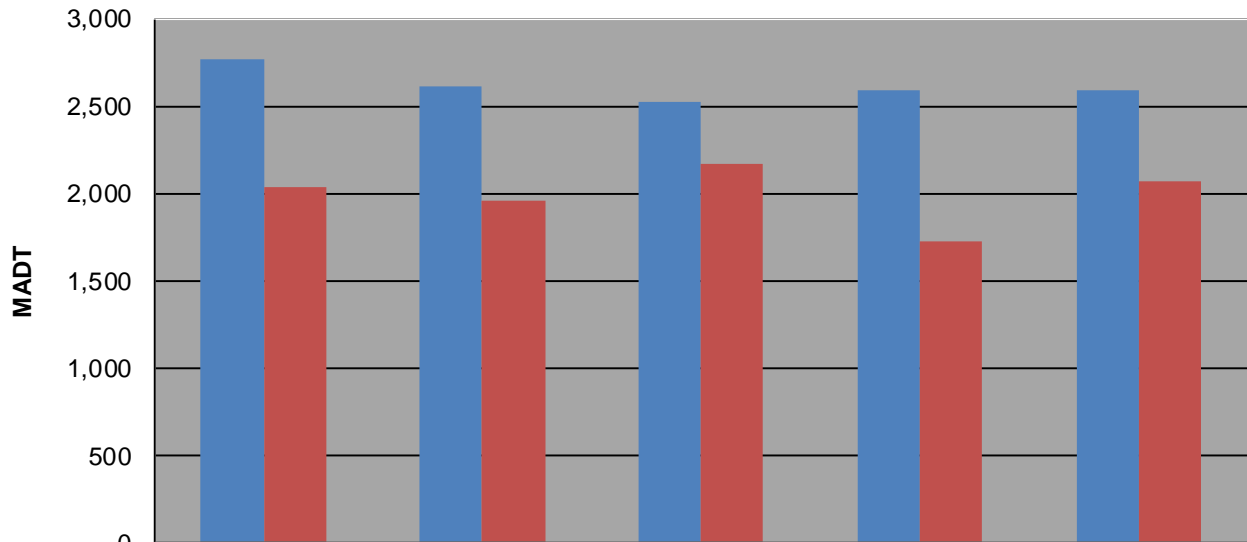
Weekday (WD)/Weekend (WE) Monthly Average Daily Traffic



	Jan	Feb	Mar	Apr	May	Jun	Jul	Aug	Sep	Oct	Nov	Dec
'07 WD	2,662	2,682	2,644	3,000	3,396	3,540	3,520	3,430	3,258	3,246	3,000	2,768
'07 WE	2,042	1,864	2,160	2,472	2,542	2,888	2,580	2,534	2,510	2,542	2,264	2,034
'08 WD	2,618	2,682	2,688	2,940	3,266	3,326	3,192	3,170	3,074	3,026	2,846	2,610
'08 WE	2,038	2,072	2,146	2,276	2,642	2,720	2,510	2,422	2,488	2,440	2,220	1,954
'09 WD	2,482	2,578	2,622	3,028	3,330	3,404	3,256	3,206	2,998	2,432	2,674	2,526
'09 WE	1,924	2,140	2,230	2,454	2,744	2,726	2,452	2,544	2,574	2,080	2,226	2,166
'10 WD	2,494	2,532	2,772	3,166	3,180	3,322	3,146	3,054	2,944	2,980	2,714	2,586
'10 WE	1,986	2,172	2,268	2,796	2,718	2,720	2,498	2,492	2,458	2,590	2,062	1,720
'11 WD	2,502	2,512	2,596	2,870	3,146	3,184	3,032	3,002	2,902	2,480	2,496	2,592
'11 WE	1,934	2,040	2,118	2,356	2,478	2,654	2,412	2,448	2,418	2,254	2,028	2,064

Note: 'Weekday' defined as Monday-Friday, 'Weekend' defined as Saturday-Sunday

Weekday/Weekend Monthly Average Daily Traffic ('07-'11)



	Dec-07	Dec-08	Dec-09	Dec-10	Dec-11
Weekday	2,768	2,610	2,526	2,586	2,592
Weekend	2,034	1,954	2,166	1,720	2,064