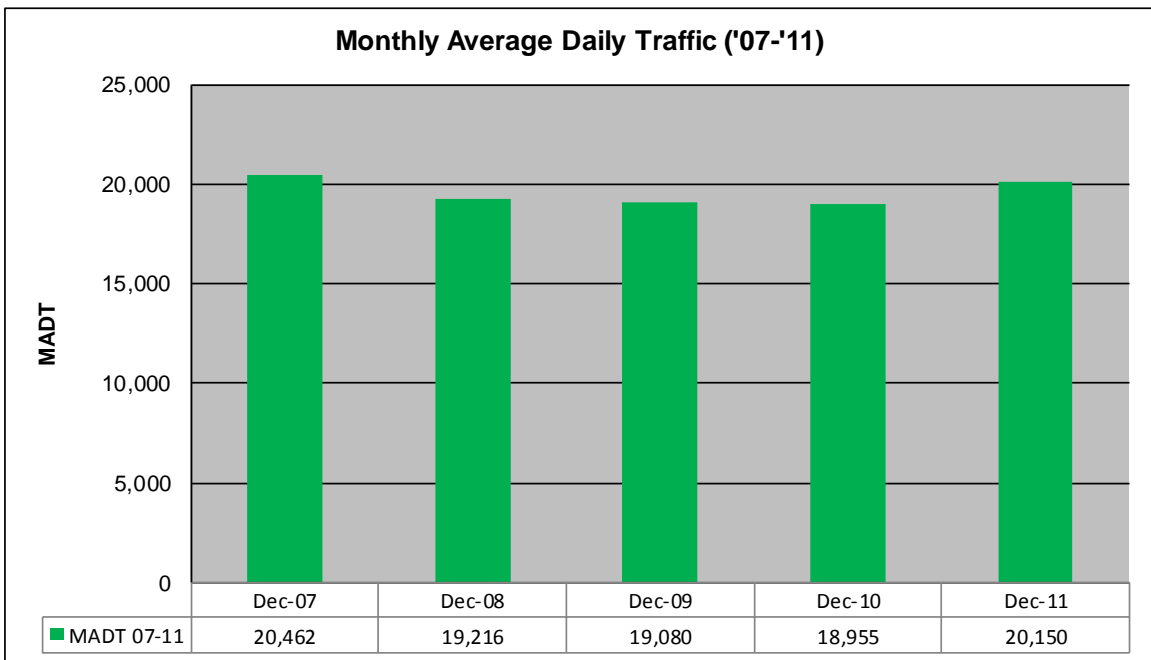
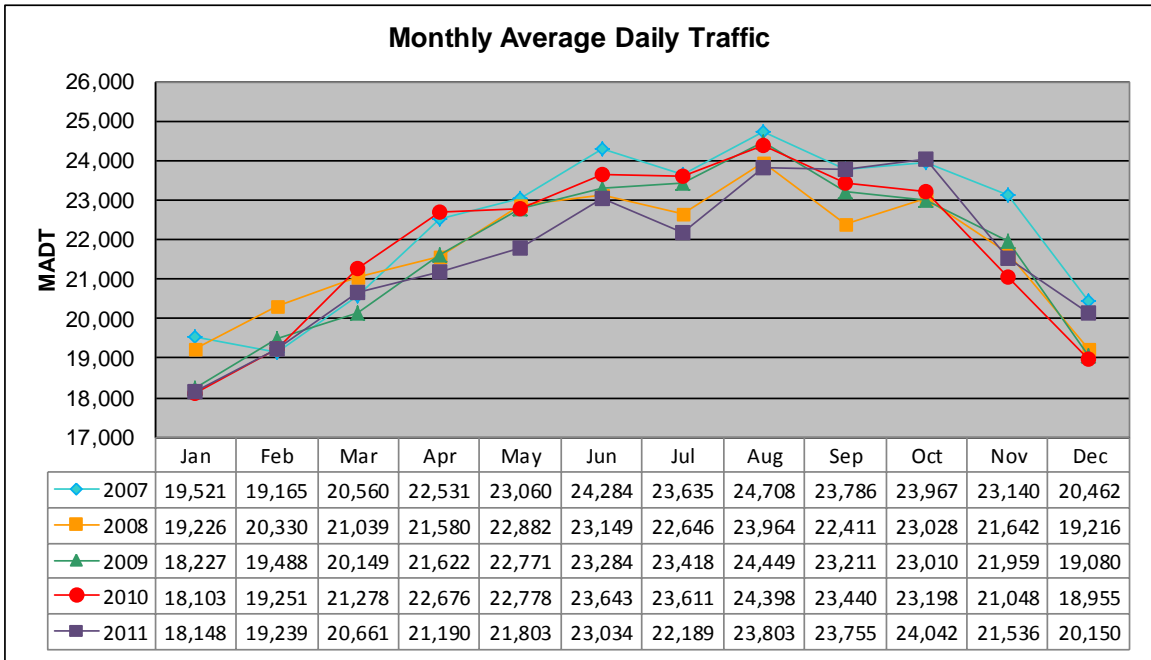


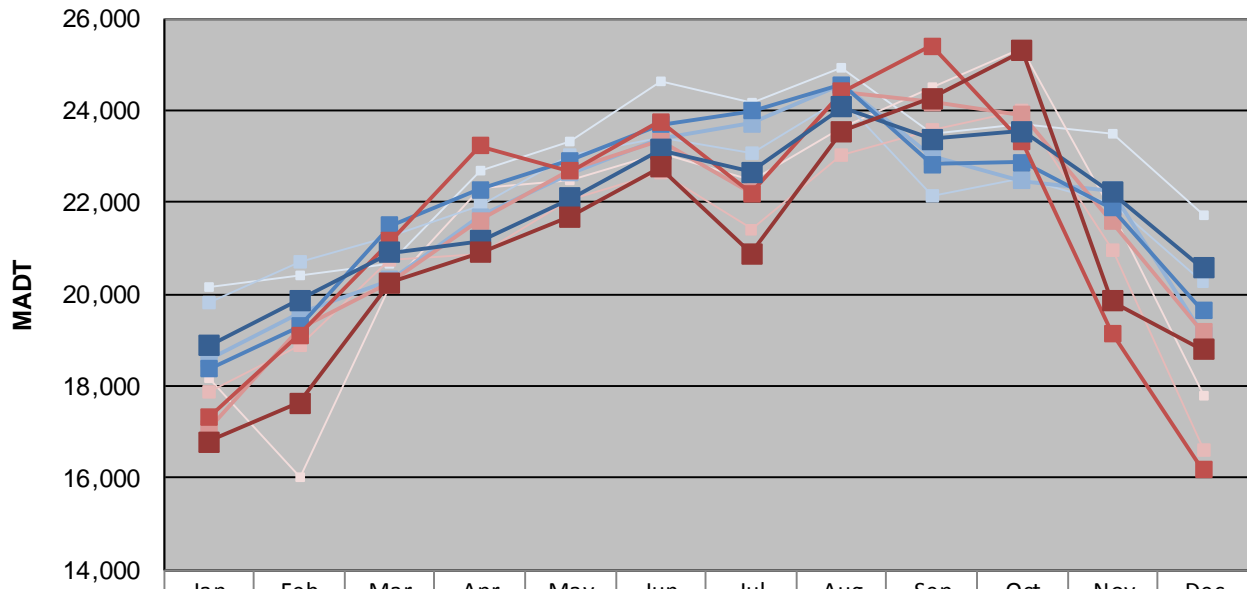
MONTHLY REPORT, STATION NO. 353 (ATR)

DECEMBER 2011

Station Measurement: VOLUME/SPEED/CLASS		
Route: TH 169	Route Direction: N/S	Lanes: 4
County: Scott	Closest City: Jordan	
Functional Class: Rural Principal Arterial - Other		
Location: W OF CR59 (DELAWARE AVE), W OF JORDAN		
Ref Post: 096+00.670	True Mile: 96.198	Sequence No. 6788
Volume: 624,664		MADT: 20,150
Weekday (M-F) MADT: 18,798		Weekend (Sa-Su) MADT: 18,798



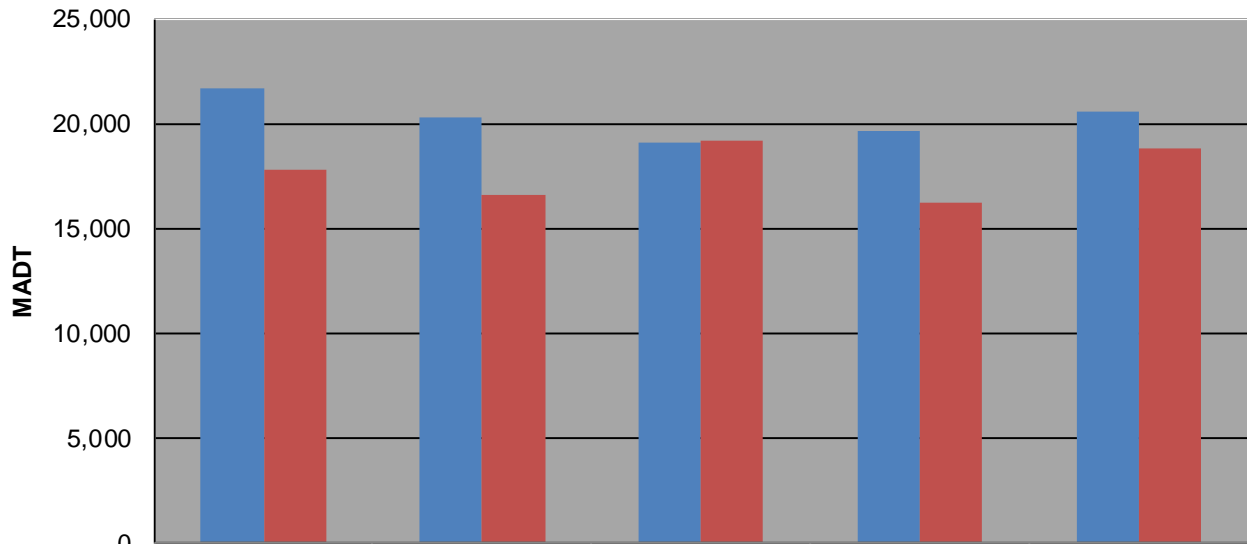
Weekday (WD)/Weekend (WE) Monthly Average Daily Traffic



	Jan	Feb	Mar	Apr	May	Jun	Jul	Aug	Sep	Oct	Nov	Dec
'07 WD	20,160	20,416	20,672	22,674	23,338	24,646	24,164	24,924	23,486	23,696	23,490	21,718
'07 WE	18,170	16,038	20,144	22,314	22,458	23,074	22,486	23,634	24,512	25,336	21,778	17,806
'08 WD	19,808	20,686	21,258	21,932	23,026	23,416	23,076	24,254	22,120	22,528	21,984	20,252
'08 WE	17,858	18,900	20,750	20,870	22,066	22,630	21,414	23,032	23,580	24,010	20,958	16,604
'09 WD	18,574	19,578	20,306	21,688	22,640	23,406	23,704	24,552	23,000	22,468	22,246	19,112
'09 WE	17,072	19,262	20,246	21,602	22,704	23,340	22,224	24,412	24,178	23,906	21,586	19,164
'10 WD	18,380	19,306	21,488	22,276	22,900	23,698	23,986	24,562	22,818	22,864	21,874	19,638
'10 WE	17,314	19,112	21,166	23,236	22,674	23,752	22,198	24,408	25,394	23,304	19,156	16,182
'11 WD	18,884	19,872	20,910	21,160	22,079	23,150	22,660	24,066	23,374	23,550	22,222	20,572
'11 WE	16,794	17,626	20,250	20,914	21,678	22,770	20,890	23,552	24,264	25,290	19,846	18,798

Note: 'Weekday' defined as Monday-Friday, 'Weekend' defined as Saturday-Sunday

Weekday/Weekend Monthly Average Daily Traffic ('07-'11)



	Dec-07	Dec-08	Dec-09	Dec-10	Dec-11
Weekday	21,718	20,252	19,112	19,638	20,572
Weekend	17,806	16,604	19,164	16,182	18,798