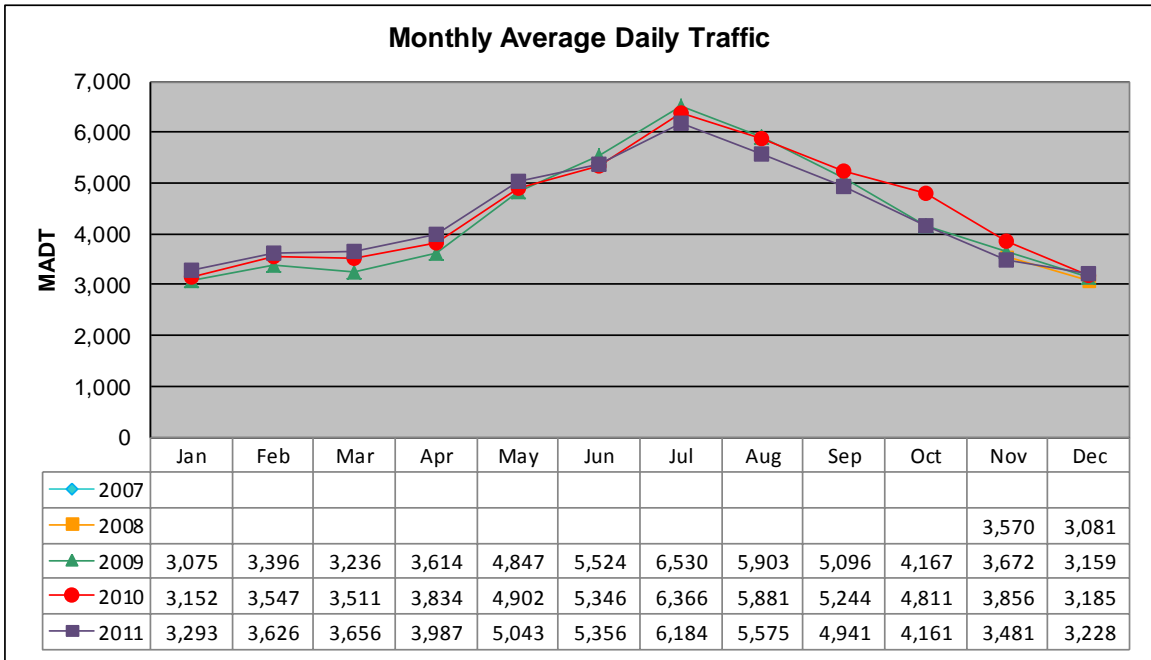


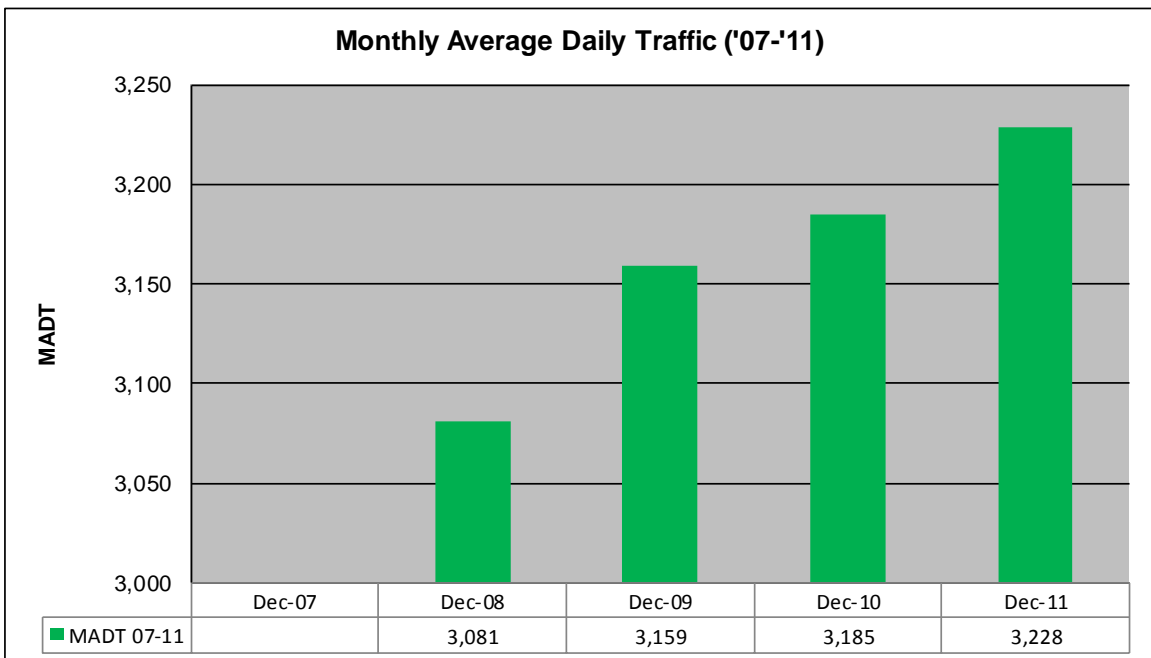
MONTHLY REPORT, STATION NO. 223 (ATR)

DECEMBER 2011

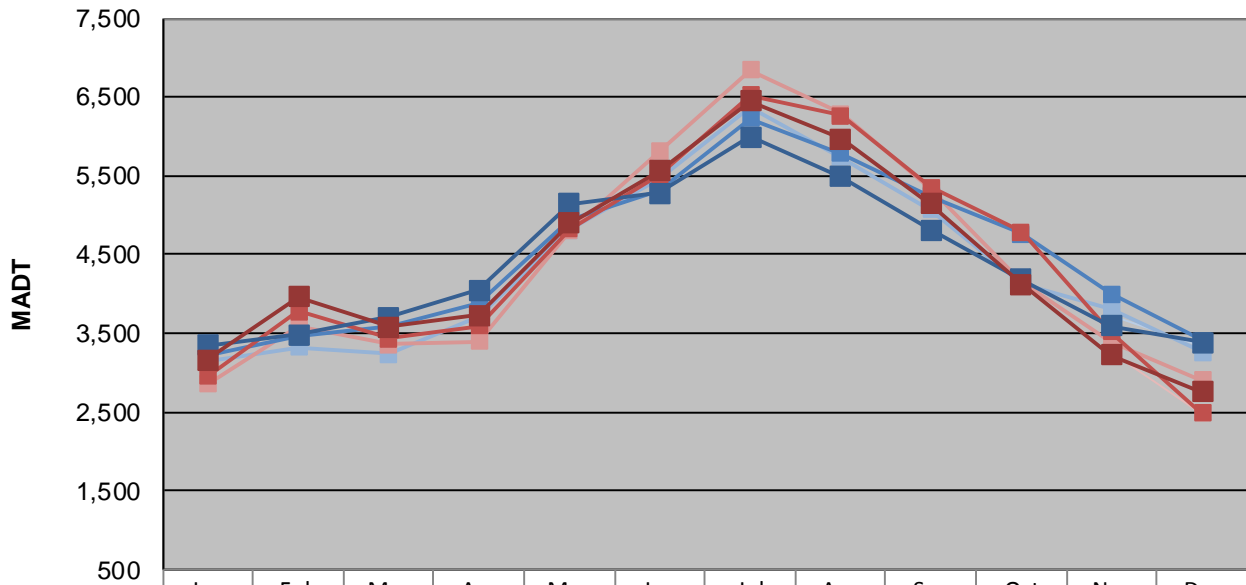
Station Measurement: VOLUME/SPEED/CLASS		
Route: TH 371	Route Direction: N/S	Lanes: 2
County: Cass	Closest City: Walker	
Functional Class: Rural Principal Arterial - Other		
Location: 1 MI S OF TH200, SE OF WALKER		
Ref Post: 085+00.636	True Mile: 79.984	Sequence No. 6772
Volume: 100,082		MADT: 3,228
Weekday (M-F) MADT: 3,380		Weekend (Sa-Su) MADT: 2,760



Note: No data January 2007 to October 2008 due to sensors destroyed by construction



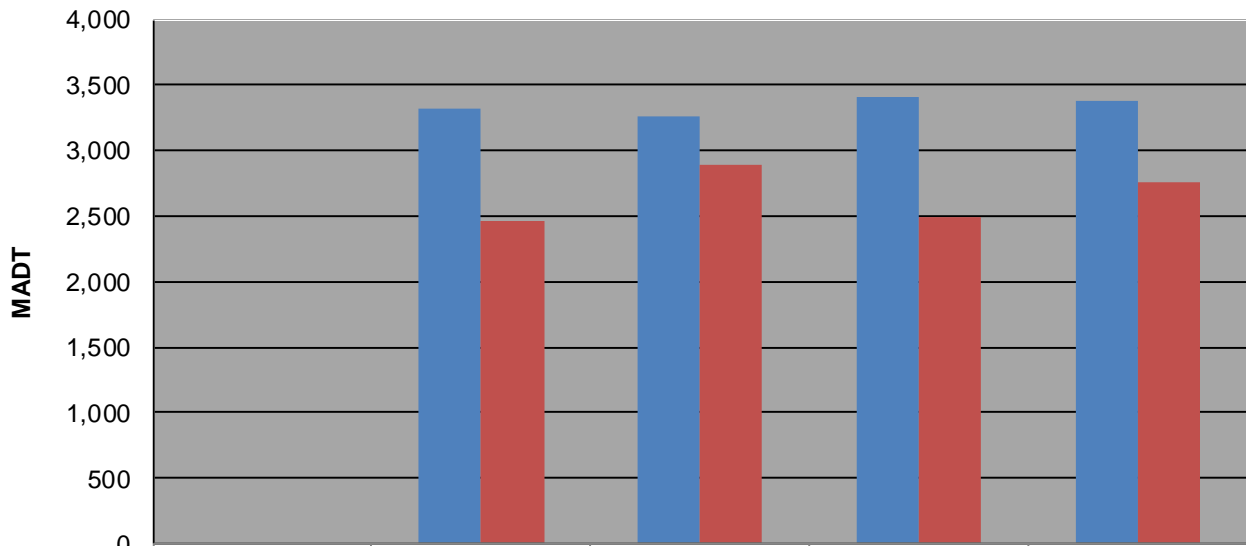
Weekday (WD)/Weekend (WE) Monthly Average Daily Traffic



	Jan	Feb	Mar	Apr	May	Jun	Jul	Aug	Sep	Oct	Nov	Dec
'07 WD												
'07 WE												
'08 WD											3,732	3,316
'08 WE											3,248	2,456
'09 WD	3,134	3,320	3,230	3,710	4,814	5,454	6,374	5,734	5,070	4,130	3,808	3,258
'09 WE	2,858	3,588	3,358	3,392	4,800	5,810	6,842	6,290	5,328	4,146	3,384	2,898
'10 WD	3,220	3,456	3,574	3,888	4,940	5,320	6,224	5,790	5,244	4,758	3,996	3,410
'10 WE	2,948	3,776	3,438	3,592	4,820	5,514	6,526	6,262	5,354	4,786	3,514	2,486
'11 WD	3,348	3,482	3,704	4,048	5,138	5,278	5,992	5,492	4,806	4,182	3,588	3,380
'11 WE	3,166	3,960	3,574	3,728	4,898	5,564	6,444	5,964	5,144	4,124	3,224	2,760

Note: 'Weekday' defined as Monday-Friday, 'Weekend' defined as Saturday-Sunday

Weekday/Weekend Monthly Average Daily Traffic ('07-'11)



	Dec-07	Dec-08	Dec-09	Dec-10	Dec-11
Weekday		3,316	3,258	3,410	3,380
Weekend		2,456	2,898	2,486	2,760