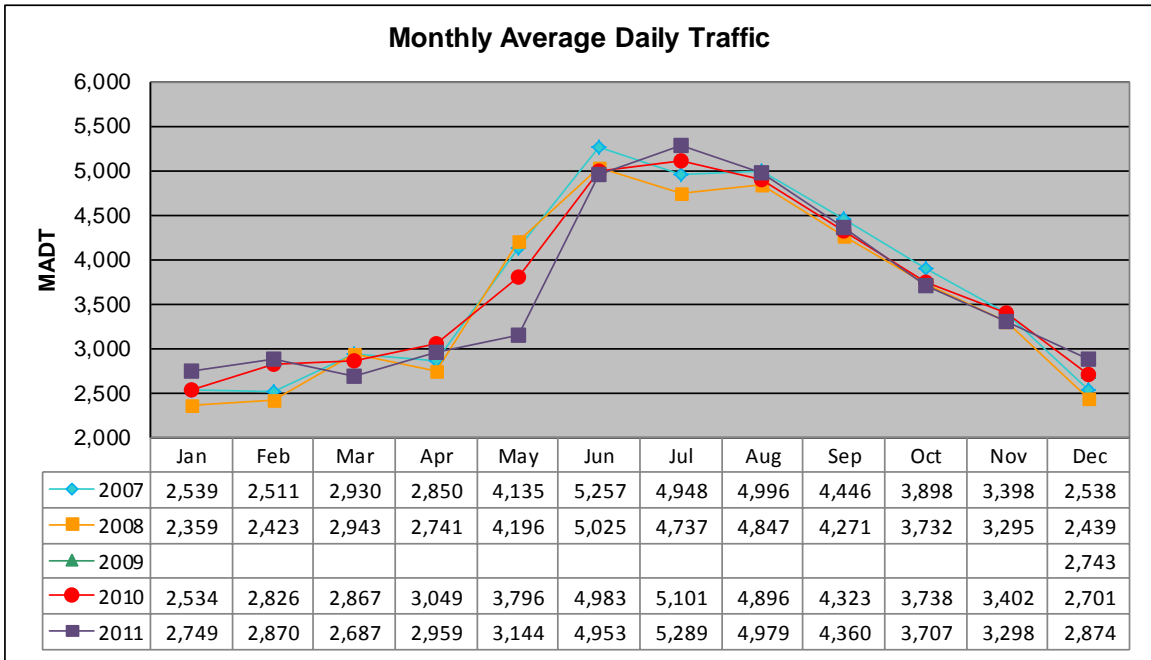


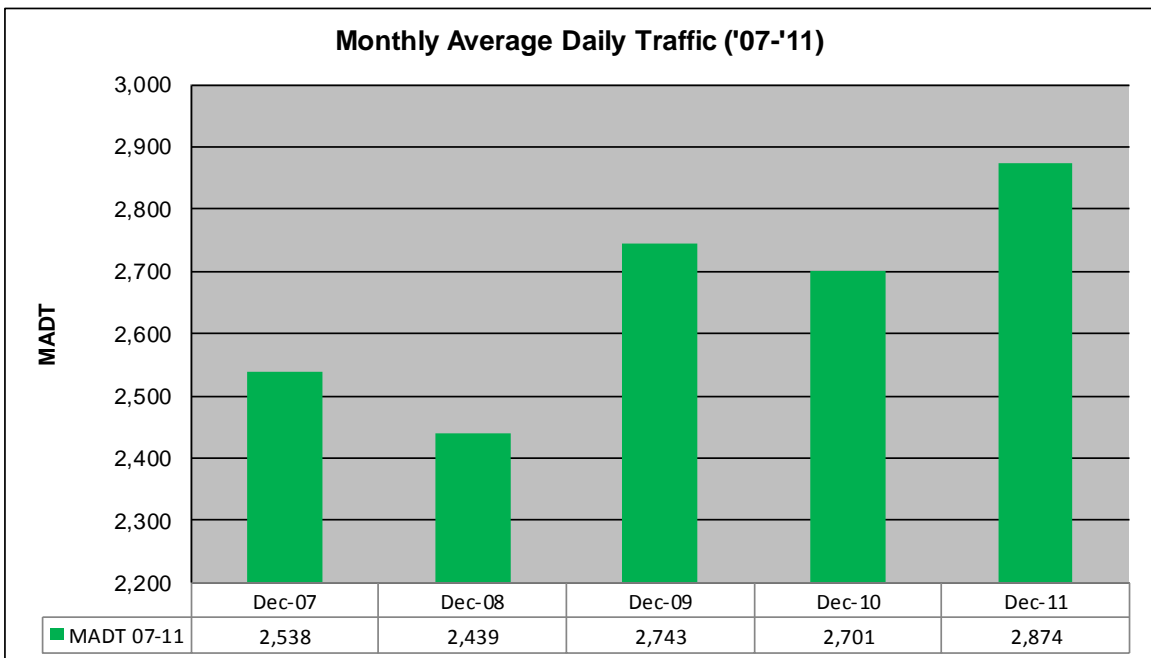
MONTHLY REPORT, STATION NO. 211 (ATR)

DECEMBER 2011

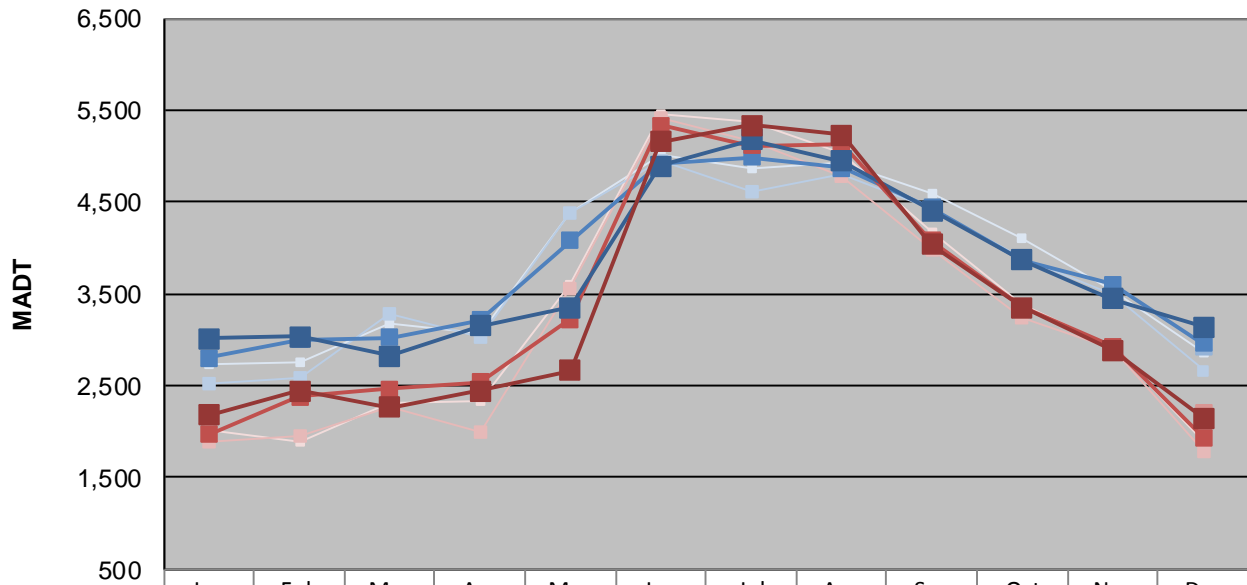
Station Measurement: VOLUME/SPEED/CLASS		
Route: TH 53	Route Direction: N/S	Lanes: 4
County: St Louis	Closest City: Virginia	
Functional Class: Rural Principal Arterial - Other		
Location: 1 MI NW OF CSAH65 (BISS RD), NW OF VIRGINIA		
Ref Post: 079+00.690	True Mile: 79.965	Sequence No. 6760
Volume: 89,108		MADT: 2,874
Weekday (M-F) MADT: 3,144		Weekend (Sa-Su) MADT: 2,144



Note: No data January to November 2009 due to sensors destroyed by construction



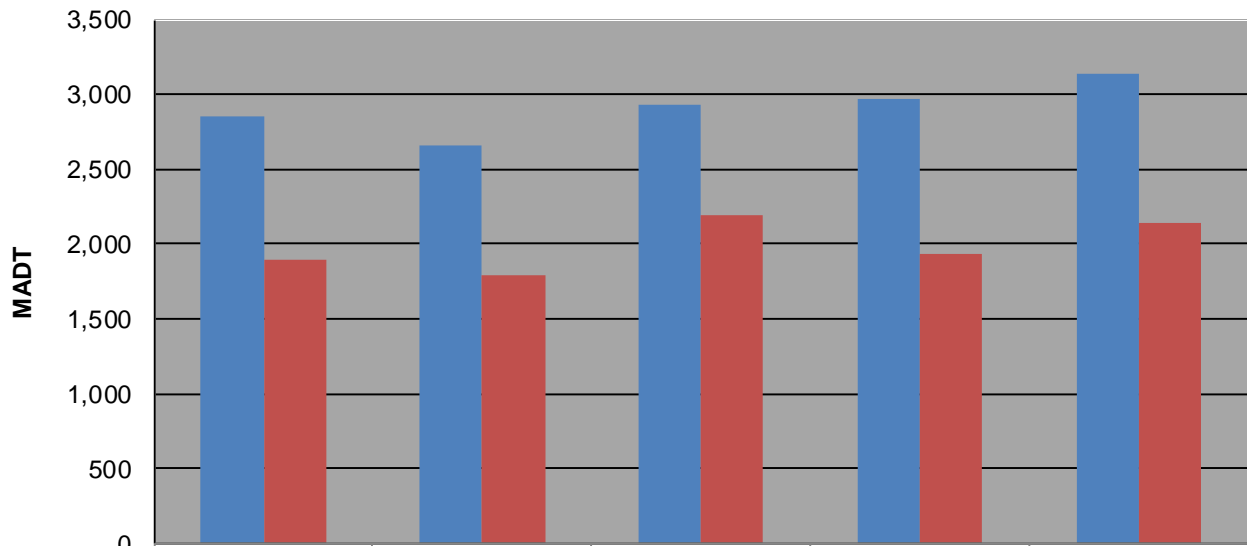
Weekday (WD)/Weekend (WE) Monthly Average Daily Traffic



	Jan	Feb	Mar	Apr	May	Jun	Jul	Aug	Sep	Oct	Nov	Dec
'07 WD	2,732	2,762	3,178	3,074	4,370	5,022	4,858	4,934	4,582	4,102	3,530	2,850
'07 WE	2,026	1,882	2,320	2,338	3,592	5,450	5,364	5,040	4,174	3,378	2,932	1,896
'08 WD	2,532	2,590	3,276	3,022	4,378	4,948	4,614	4,806	4,412	3,884	3,488	2,666
'08 WE	1,896	1,942	2,274	1,994	3,562	5,420	5,164	4,784	3,970	3,250	2,910	1,788
'09 WD												2,926
'09 WE												2,200
'10 WD	2,806	3,006	3,022	3,212	4,080	4,914	4,988	4,868	4,438	3,866	3,602	2,964
'10 WE	1,972	2,378	2,468	2,538	3,220	5,340	5,110	5,132	4,074	3,354	2,930	1,938
'11 WD	3,008	3,030	2,828	3,148	3,348	4,892	5,180	4,948	4,410	3,872	3,448	3,144
'11 WE	2,184	2,448	2,266	2,446	2,666	5,156	5,330	5,234	4,042	3,354	2,890	2,144

Note: 'Weekday' defined as Monday-Friday, 'Weekend' defined as Saturday-Sunday

Weekday/Weekend Monthly Average Daily Traffic ('07-'11)



	Dec-07	Dec-08	Dec-09	Dec-10	Dec-11
Weekday	2,850	2,666	2,926	2,964	3,144
Weekend	1,896	1,788	2,200	1,938	2,144