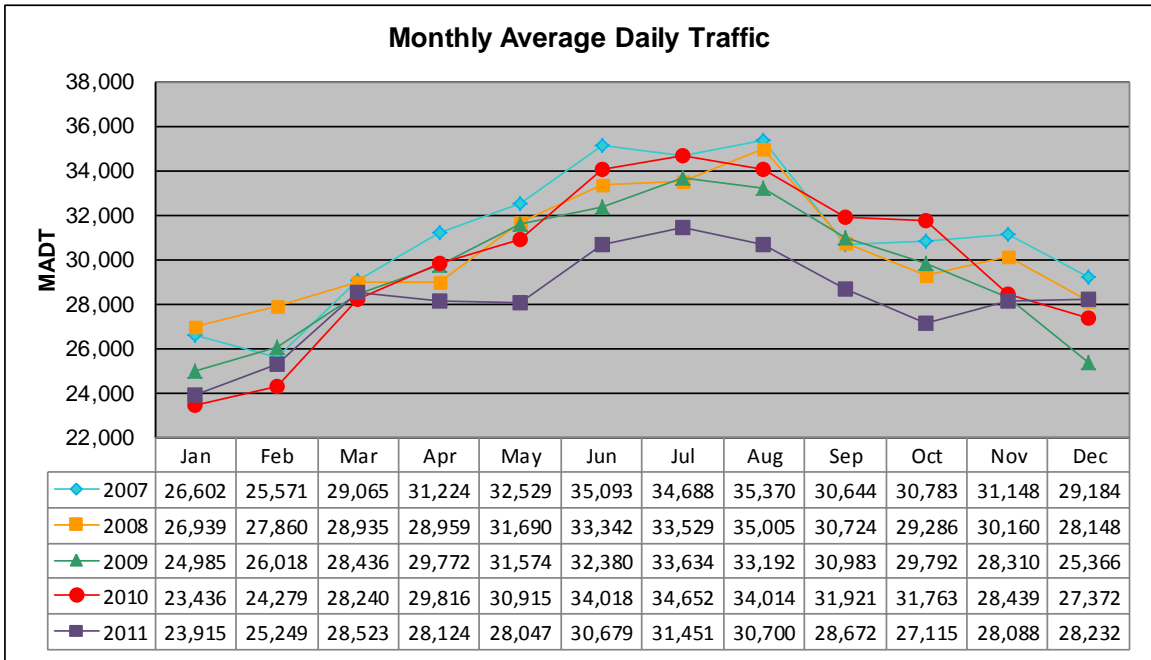


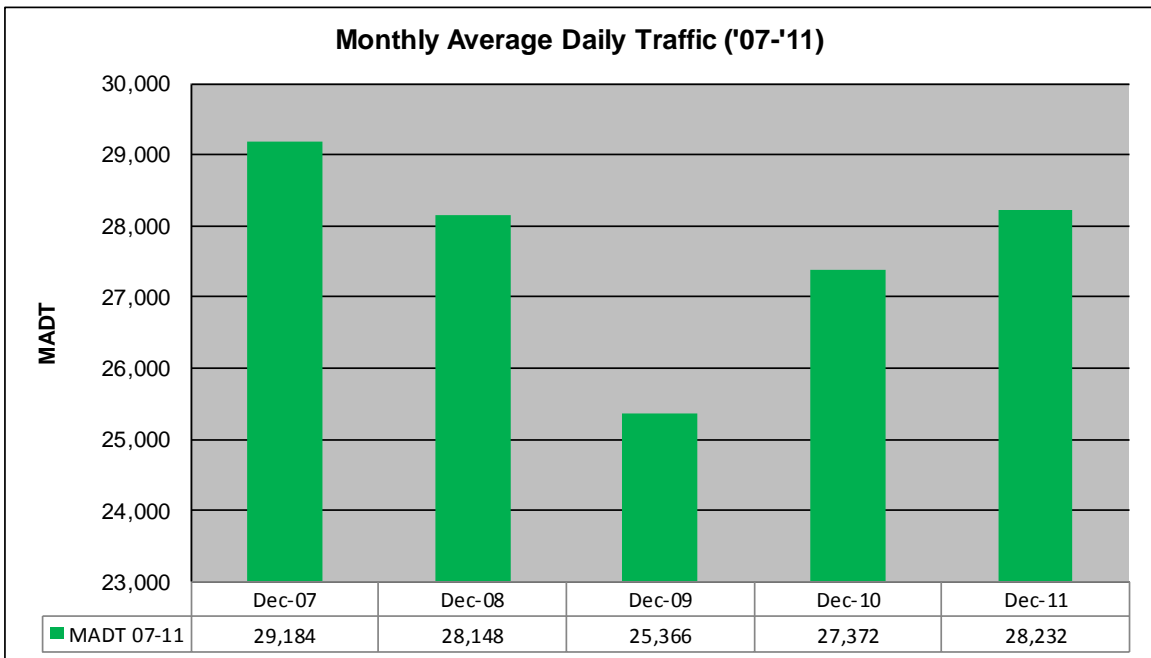
MONTHLY REPORT, STATION NO. 208 (ATR)

DECEMBER 2011

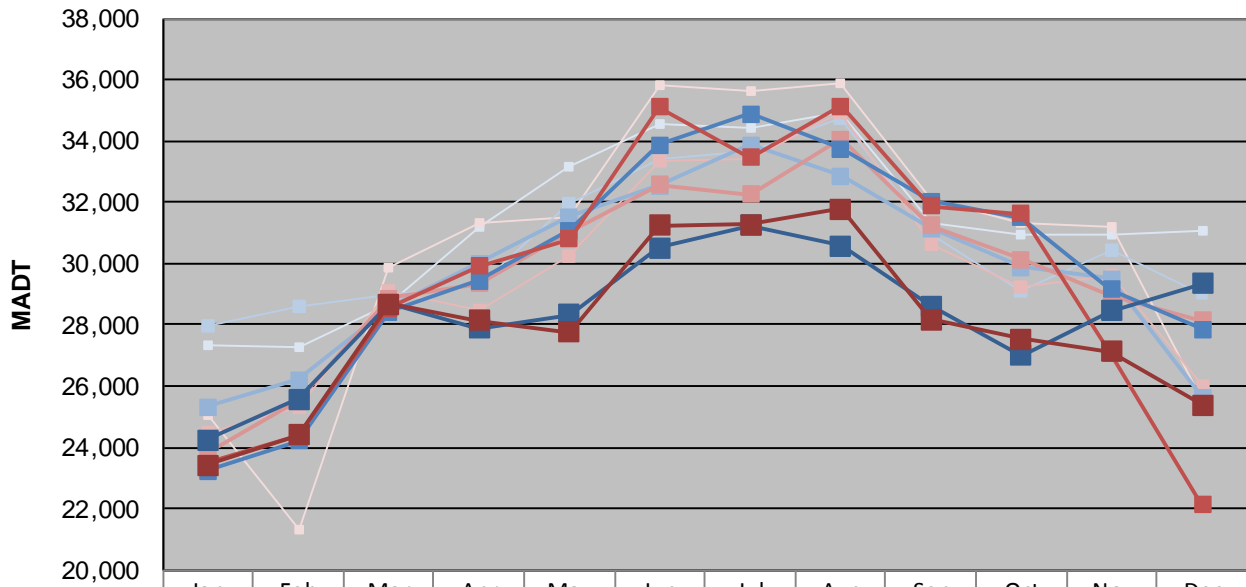
Station Measurement: VOLUME/SPEED/CLASS		
Route: I-35	Route Direction: N/S	Lanes: 4
County: Steele		Closest City: Owatonna
Functional Class: Urban Principal Arterial - Interstate		
Location: .6 MI N OF CSAH9, N OF OWATONNA		
Ref Post: 046+00.100	True Mile: 45.919	Sequence No. 9832
Volume: 875,196		MADT: 28,232
Weekday (M-F) MADT: 29,346		Weekend (Sa-Su) MADT: 25,396



Note: Decrease in traffic May to October 2011 due to construction on I-35



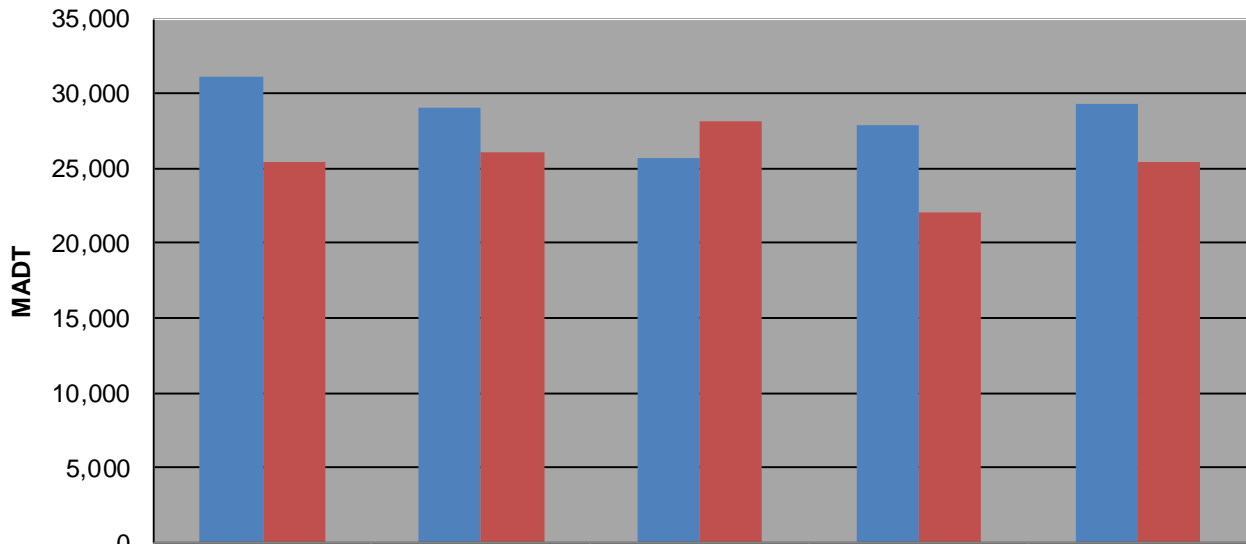
Weekday (WD)/Weekend (WE) Monthly Average Daily Traffic



	Jan	Feb	Mar	Apr	May	Jun	Jul	Aug	Sep	Oct	Nov	Dec
'07 WD	27,350	27,274	28,632	31,190	33,130	34,558	34,408	34,920	31,352	30,938	30,942	31,086
'07 WE	25,054	21,314	29,884	31,314	31,520	35,794	35,600	35,904	32,090	31,298	31,218	25,476
'08 WD	27,936	28,604	28,956	29,318	31,982	33,390	33,652	34,728	30,934	29,102	30,428	29,004
'08 WE	24,458	25,284	29,132	28,462	30,268	33,368	33,392	34,912	30,648	29,236	29,628	26,020
'09 WD	25,316	26,202	28,574	30,018	31,534	32,540	33,886	32,864	31,142	29,896	29,504	25,634
'09 WE	23,790	25,556	28,866	29,358	31,032	32,570	32,264	34,078	31,254	30,126	28,944	28,146
'10 WD	23,232	24,228	28,416	29,452	31,076	33,876	34,874	33,748	32,024	31,498	29,144	27,858
'10 WE	23,498	24,408	28,554	29,914	30,786	35,102	33,454	35,136	31,882	31,628	27,056	22,114
'11 WD	24,248	25,580	28,686	27,894	28,320	30,516	31,250	30,578	28,624	27,002	28,466	29,346
'11 WE	23,438	24,394	28,672	28,156	27,758	31,238	31,278	31,796	28,160	27,528	27,114	25,396

Note: 'Weekday' defined as Monday-Friday, 'Weekend' defined as Saturday-Sunday

Weekday/Weekend Monthly Average Daily Traffic ('07-'11)



	Dec-07	Dec-08	Dec-09	Dec-10	Dec-11
Weekday	31,086	29,004	25,634	27,858	29,346
Weekend	25,476	26,020	28,146	22,114	25,396