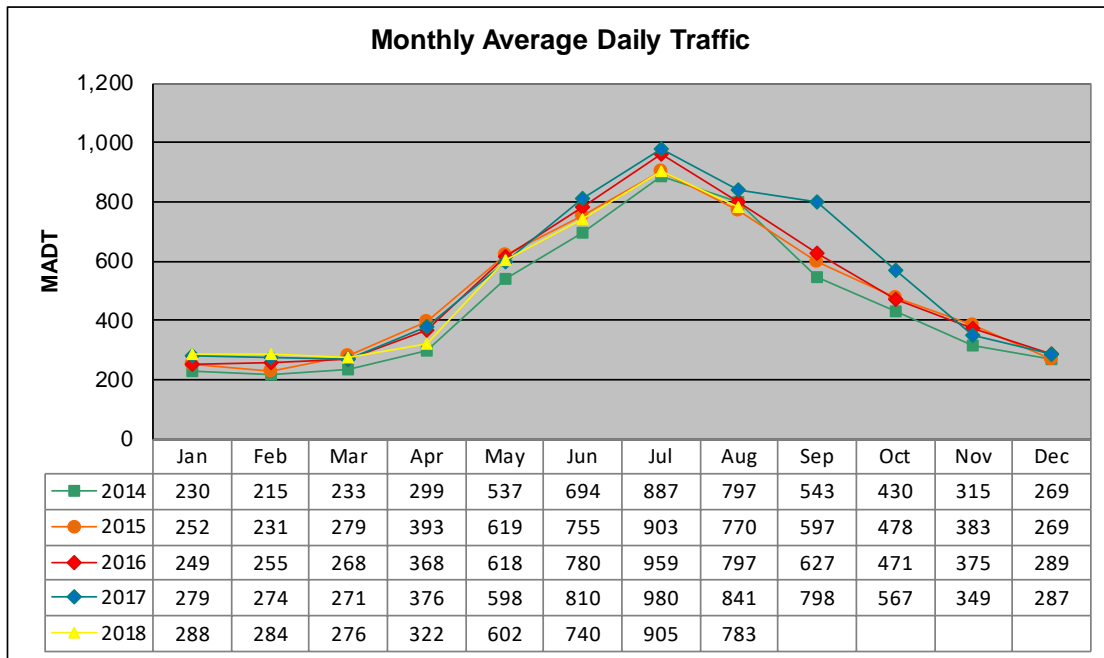


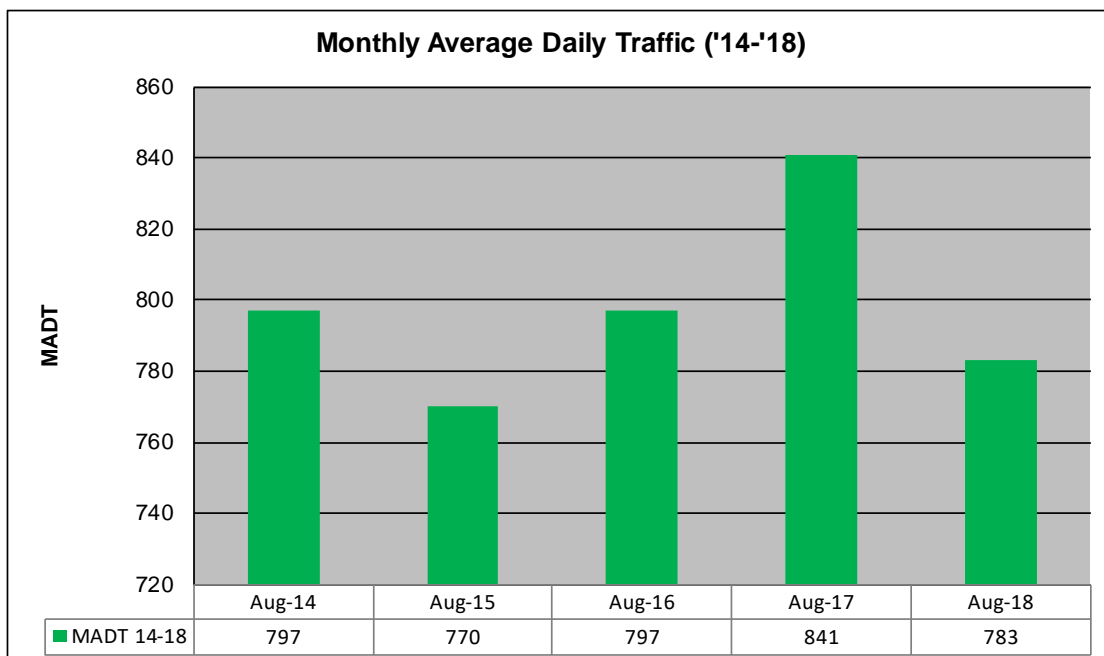
MONTHLY REPORT, STATION NO. 51 (ATR)

AUGUST 2018

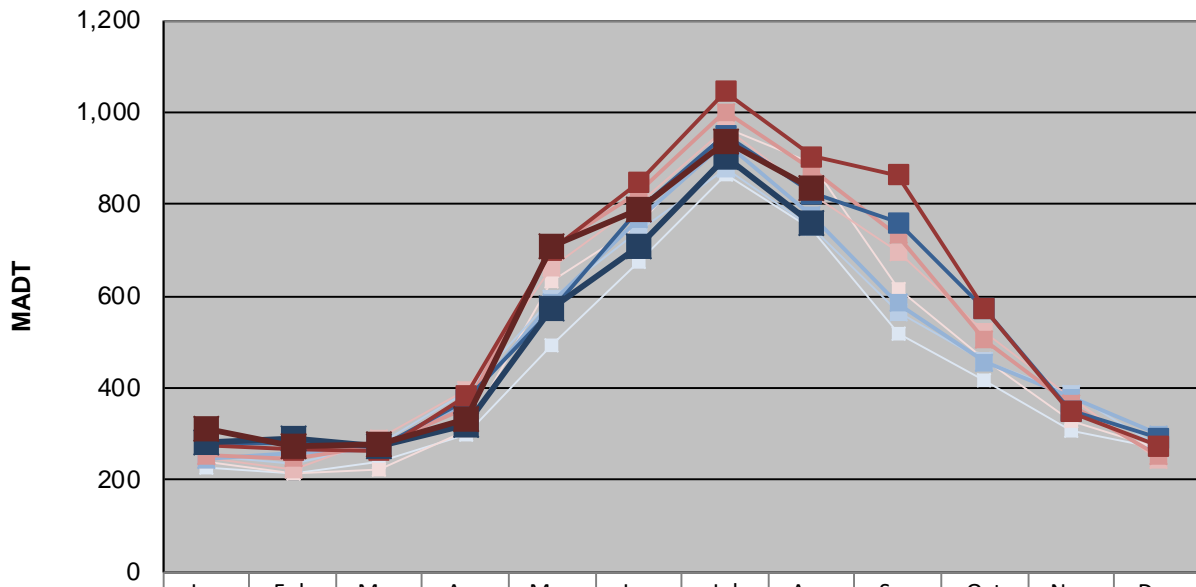
Station Measurement: VOLUME/SPEED/CLASS		
Route: CSAH 40	Route Direction: E/W	Lanes: 2
County: Hubbard	Closest City: Park Rapids	
Functional Class: Rural Major Collector		
Location: E OF TH71, N OF PARK RAPIDS		
Ref Post: 000+00.130	True Mile: 0.13	Sequence No. 9815
Volume: 24,281		MADT: 783
Weekday (M-F) MADT: 758		Weekend (Sa-Su) MADT: 836



Note: Increase in traffic September/October 2017 due to detours



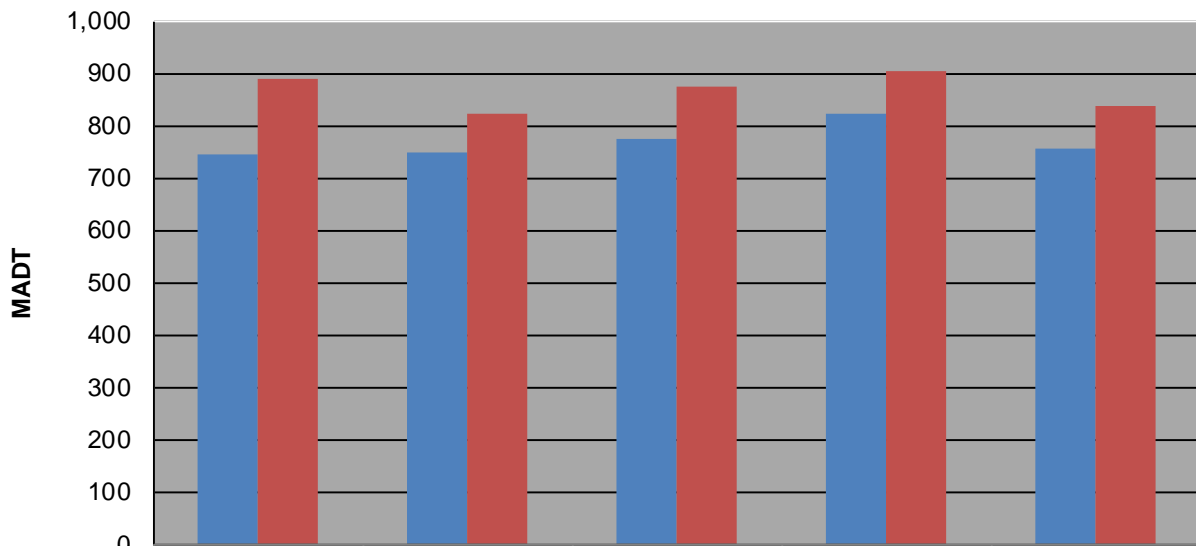
Weekday (WD)/Weekend (WE) Monthly Average Daily Traffic



	Jan	Feb	Mar	Apr	May	Jun	Jul	Aug	Sep	Oct	Nov	Dec
'14 WD	226	216	238	298	492	674	864	746	518	416	308	270
'14 WE	240	216	224	306	634	754	968	890	614	464	328	270
'15 WD	252	234	278	392	594	742	876	750	566	458	386	274
'15 WE	248	224	290	394	662	802	964	822	696	522	378	246
'16 WD	246	260	268	366	588	766	934	776	584	456	380	300
'16 WE	254	248	274	358	706	826	1,000	876	732	504	366	254
'17 WD	280	278	272	374	572	788	950	824	760	572	350	292
'17 WE	276	266	264	382	702	846	1,046	904	864	572	348	274
'18 WD	282	290	272	320	574	710	902	758				
'18 WE	312	272	276	334	708	788	936	836				

Note: 'Weekday' defined as Monday-Friday, 'Weekend' defined as Saturday-Sunday

Weekday/Weekend Monthly Average Daily Traffic ('14-'18)



	Aug-14	Aug-15	Aug-16	Aug-17	Aug-18
Weekday	746	750	776	824	758
Weekend	890	822	876	904	836