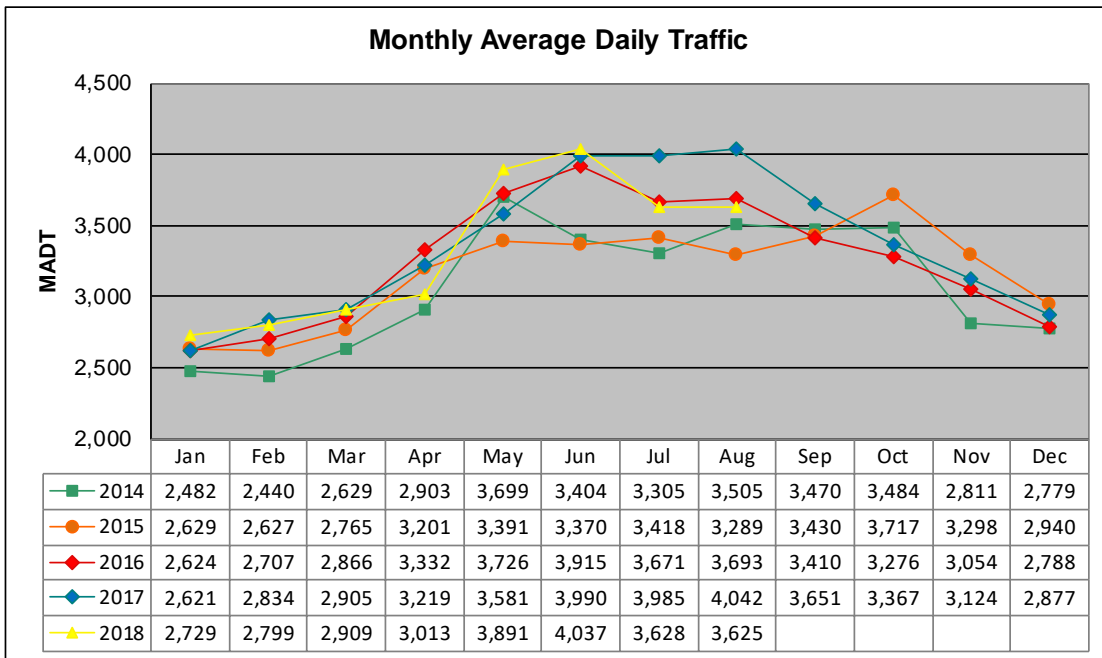


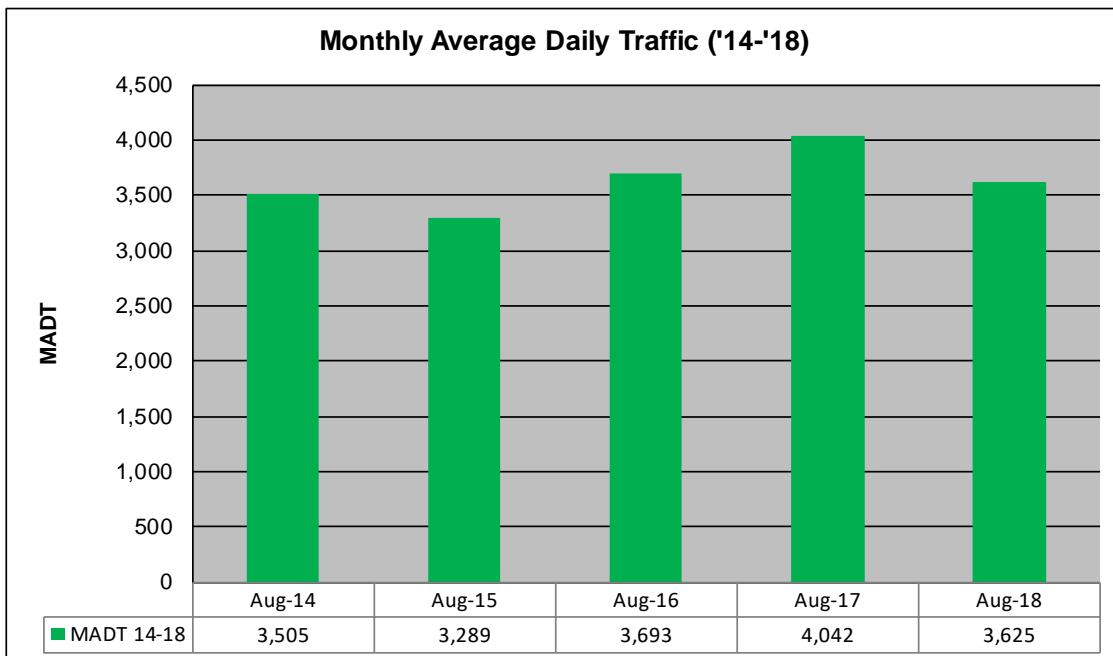
MONTHLY REPORT, STATION NO. 410 (ATR)

AUGUST 2018

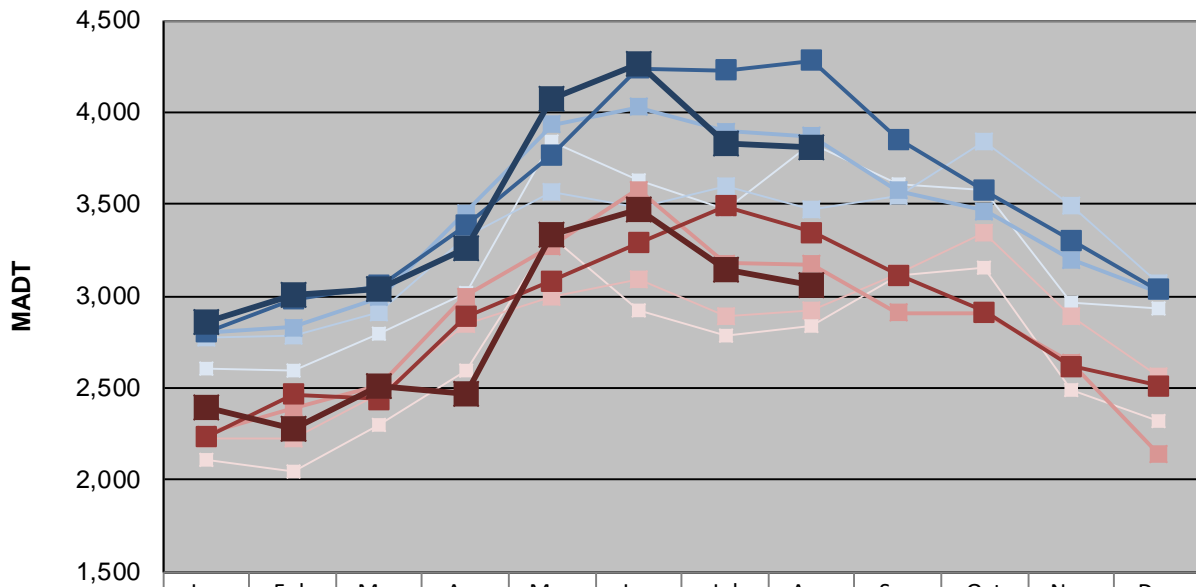
Station Measurement: VOLUME/SPEED/CLASS		
Route: CSAH 23	Route Direction: N/S	Lanes: 2
County: Scott	Closest City: Prior Lake	
Functional Class: Rural Minor Arterial		
Location: S OF CSAH68 (190TH ST E), S OF PRIOR LAKE		
Ref Post: 008+00.850	True Mile: 8.85	Sequence No. 9888
Volume: 112,364		MADT: 3,625
Weekday (M-F) MADT: 3,810		Weekend (Sa-Su) MADT: 3,064



Note: Increase in traffic May 2014 and October 2015 due to detours on TH 13



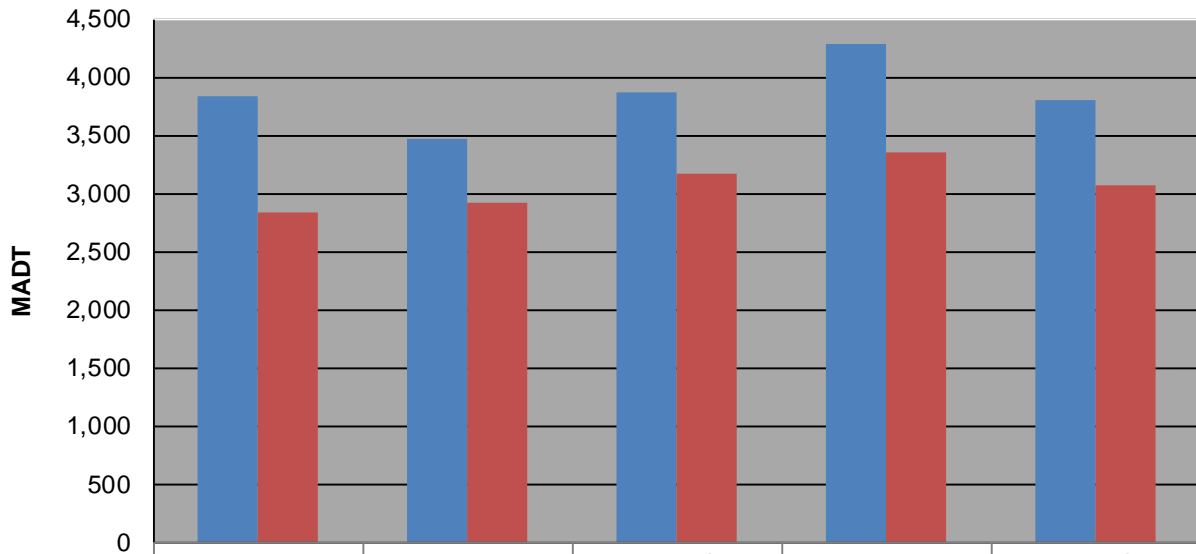
Weekday (WD)/Weekend (WE) Monthly Average Daily Traffic



	Jan	Feb	Mar	Apr	May	Jun	Jul	Aug	Sep	Oct	Nov	Dec
'14 WD	2,602	2,596	2,794	3,014	3,838	3,634	3,470	3,828	3,614	3,578	2,970	2,936
'14 WE	2,106	2,052	2,296	2,600	3,320	2,920	2,788	2,834	3,108	3,160	2,494	2,320
'15 WD	2,778	2,788	2,910	3,326	3,566	3,480	3,594	3,472	3,544	3,844	3,490	3,070
'15 WE	2,222	2,226	2,466	2,844	2,998	3,088	2,896	2,918	3,120	3,350	2,896	2,562
'16 WD	2,804	2,832	2,992	3,454	3,934	4,030	3,896	3,870	3,576	3,462	3,202	3,026
'16 WE	2,248	2,394	2,518	2,998	3,274	3,582	3,178	3,174	2,910	2,902	2,642	2,142
'17 WD	2,802	2,982	3,058	3,386	3,768	4,238	4,230	4,280	3,856	3,576	3,308	3,038
'17 WE	2,234	2,464	2,440	2,888	3,082	3,288	3,488	3,348	3,118	2,914	2,620	2,514
'18 WD	2,856	3,008	3,042	3,262	4,072	4,262	3,830	3,810				
'18 WE	2,400	2,276	2,514	2,464	3,338	3,472	3,142	3,064				

Note: 'Weekday' defined as Monday-Friday, 'Weekend' defined as Saturday-Sunday

Weekday/Weekend Monthly Average Daily Traffic ('14-'18)



	Aug-14	Aug-15	Aug-16	Aug-17	Aug-18
Weekday	3,828	3,472	3,870	4,280	3,810
Weekend	2,834	2,918	3,174	3,348	3,064