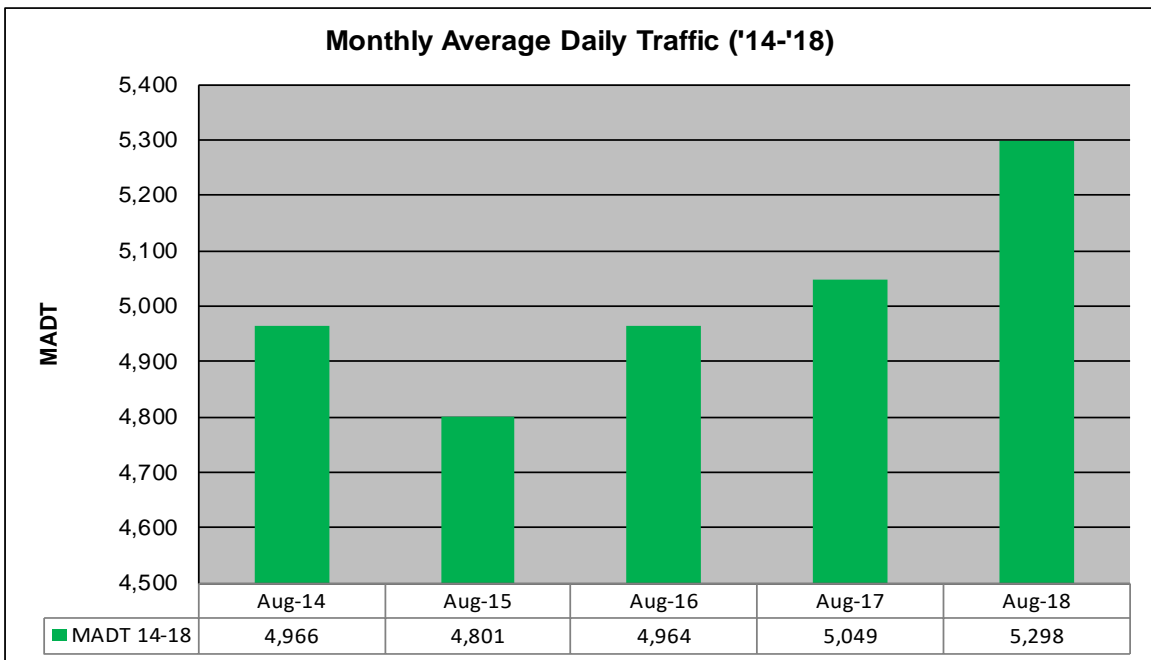
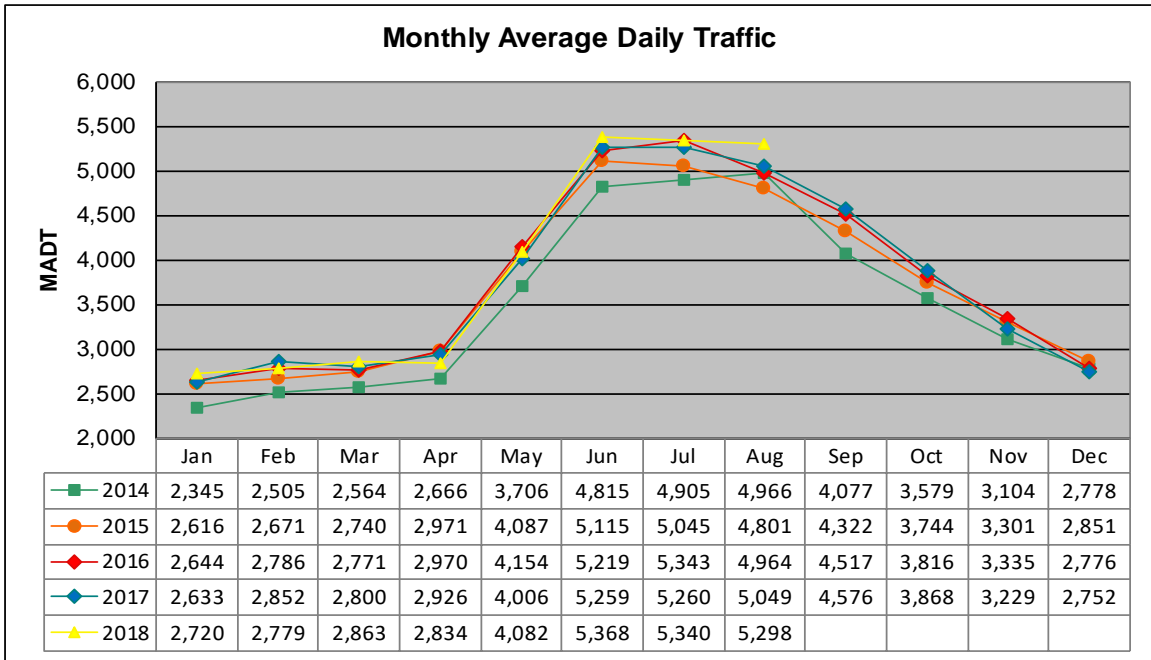


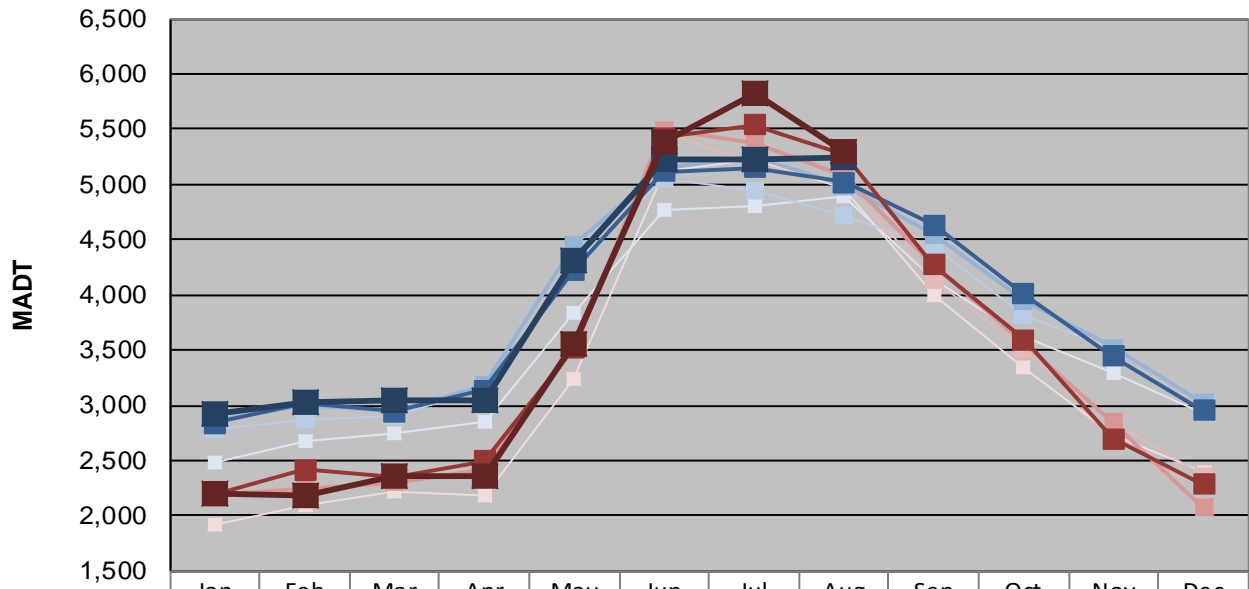
MONTHLY REPORT, STATION NO. 211 (ATR)

AUGUST 2018

Station Measurement: VOLUME/SPEED/CLASS		
Route: TH 53	Route Direction: N/S	Lanes: 4
County: St Louis	Closest City: Virginia	
Functional Class: Rural Principal Arterial - Other		
Location: 1 MI NW OF CSAH65 (BISS RD), NW OF VIRGINIA		
Ref Post: 079+00.690	True Mile: 79.965	Sequence No. 6760
Volume: 164,243		MADT: 5,298
Weekday (M-F) MADT: 5,244		Weekend (Sa-Su) MADT: 5,292



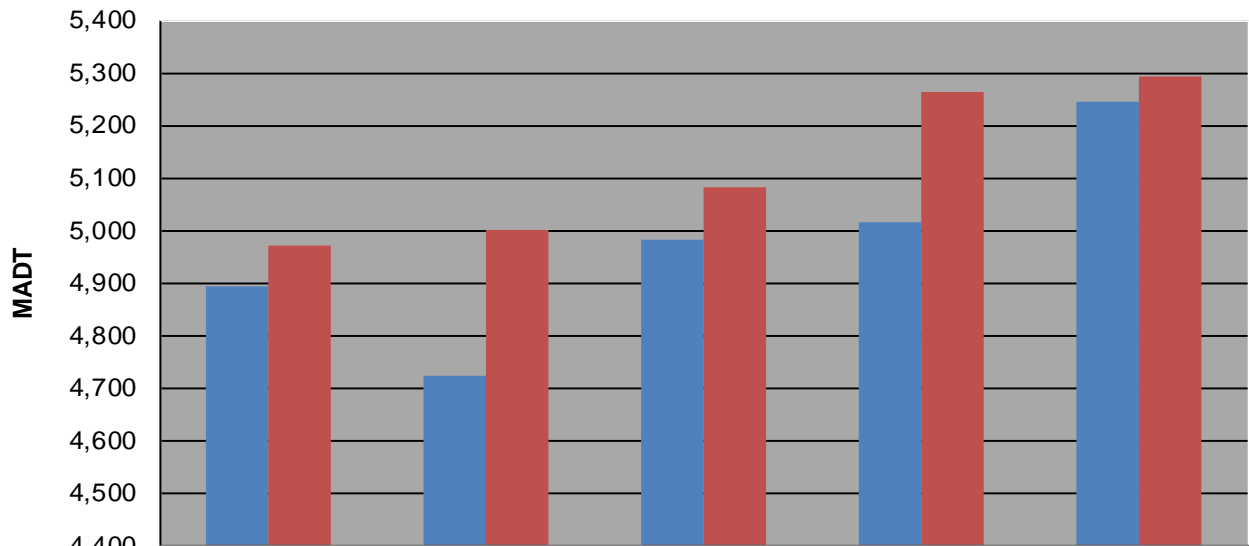
Weekday (WD)/Weekend (WE) Monthly Average Daily Traffic



	Jan	Feb	Mar	Apr	May	Jun	Jul	Aug	Sep	Oct	Nov	Dec
'14 WD	2,480	2,672	2,738	2,856	3,840	4,762	4,812	4,892	4,138	3,632	3,290	2,918
'14 WE	1,912	2,092	2,216	2,178	3,246	5,116	5,228	4,970	3,988	3,352	2,736	2,390
'15 WD	2,784	2,862	2,904	3,158	4,278	5,048	4,946	4,724	4,438	3,824	3,496	3,026
'15 WE	2,168	2,196	2,372	2,462	3,572	5,480	5,184	5,002	4,132	3,502	2,852	2,354
'16 WD	2,854	3,002	2,948	3,180	4,452	5,138	5,252	4,982	4,548	3,950	3,526	3,024
'16 WE	2,192	2,244	2,298	2,416	3,534	5,496	5,378	5,082	4,264	3,568	2,850	2,072
'17 WD	2,842	3,026	2,946	3,140	4,230	5,112	5,150	5,016	4,636	4,008	3,442	2,954
'17 WE	2,184	2,416	2,350	2,498	3,526	5,426	5,540	5,264	4,274	3,594	2,694	2,288
'18 WD	2,918	3,022	3,052	3,052	4,304	5,234	5,218	5,244				
'18 WE	2,202	2,174	2,354	2,362	3,554	5,384	5,832	5,292				

Note: 'Weekday' defined as Monday-Friday, 'Weekend' defined as Saturday-Sunday

Weekday/Weekend Monthly Average Daily Traffic ('14-'18)



	Aug-14	Aug-15	Aug-16	Aug-17	Aug-18
Weekday	4,892	4,724	4,982	5,016	5,244
Weekend	4,970	5,002	5,082	5,264	5,292