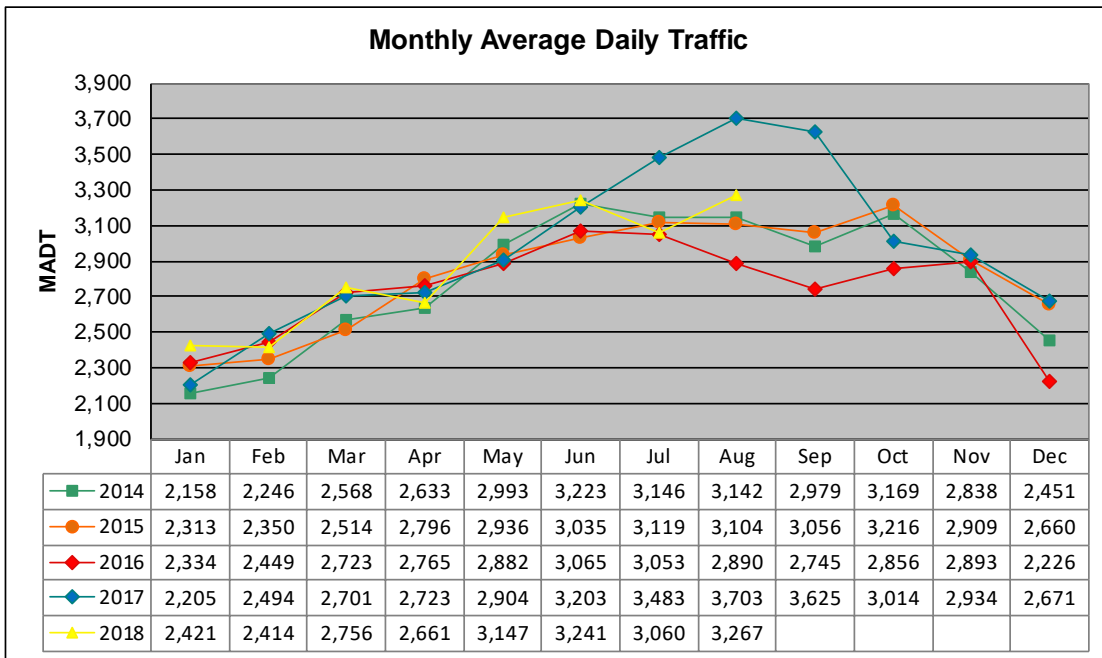


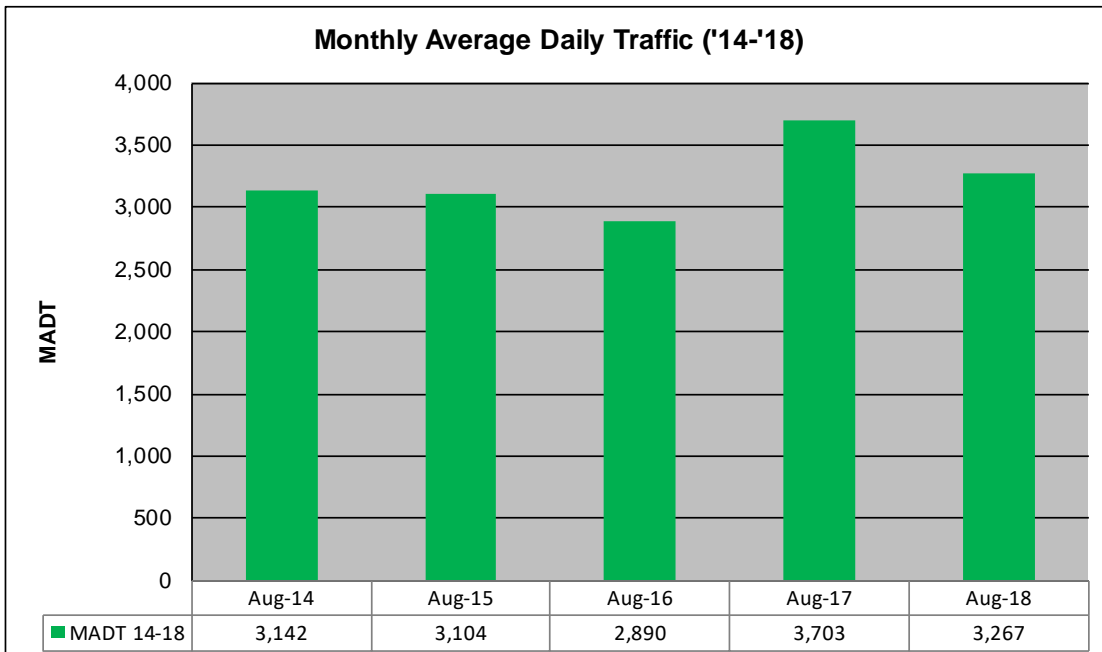
# MONTHLY REPORT, STATION NO. 198 (ATR)

## AUGUST 2018

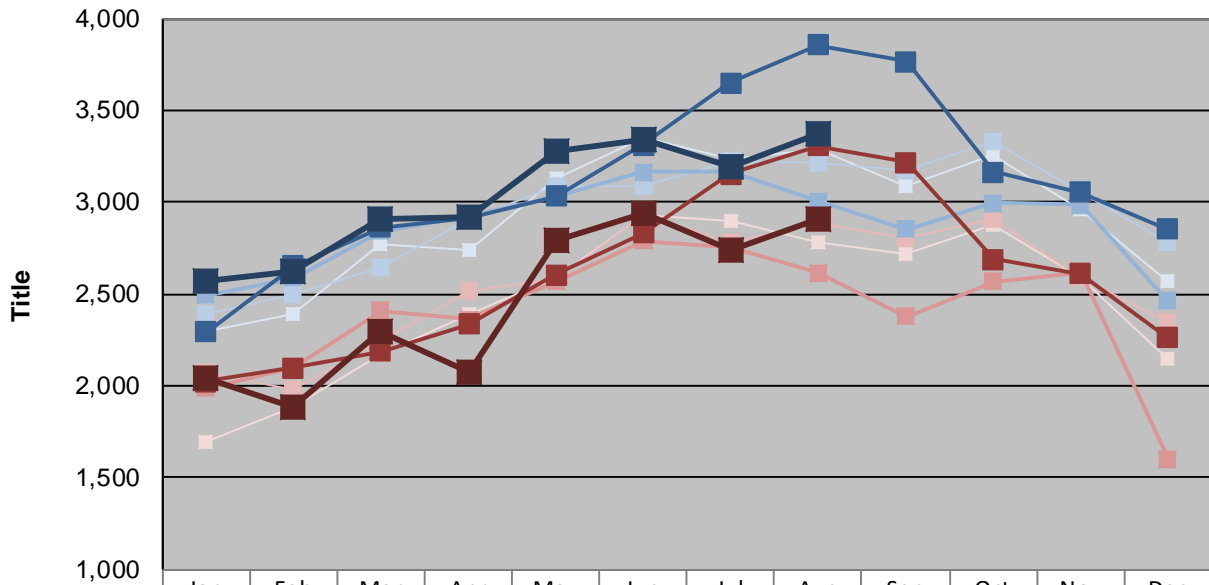
Station Measurement: VOLUME/SPEED/CLASS		
Route: TH 212	Route Direction: E/W	Lanes: 2
County: Renville	Closest City: Granite Falls	
Functional Class: Rural Principal Arterial - Other		
Location: E OF TH23, E OF GRANITE FALLS		
Ref Post: 052+00.356	True Mile: 52.936	Sequence No. 9831
<b>Volume: 101,265</b>		<b>MADT: 3,267</b>
<b>Weekday (M-F) MADT: 3,372</b>		<b>Weekend (Sa-Su) MADT: 2,910</b>



Note: Decrease in traffic December 2016 due to construction on TH 212... Increase in traffic July to September 2017 due to detours



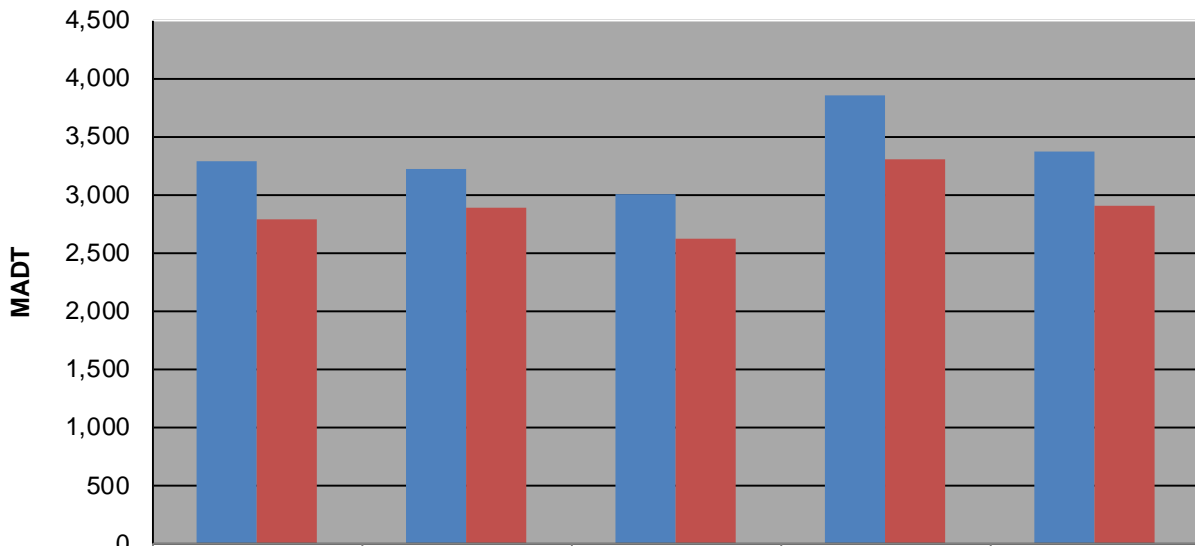
**Weekday (WD)/Weekend (WE) Monthly Average Daily Traffic**



	Jan	Feb	Mar	Apr	May	Jun	Jul	Aug	Sep	Oct	Nov	Dec
'14 WD	2,298	2,390	2,772	2,736	3,132	3,354	3,234	3,290	3,088	3,254	2,958	2,572
'14 WE	1,698	1,884	2,168	2,394	2,590	2,930	2,902	2,786	2,722	2,876	2,596	2,146
'15 WD	2,396	2,496	2,646	2,906	3,086	3,092	3,220	3,218	3,170	3,330	3,054	2,782
'15 WE	2,074	1,984	2,242	2,516	2,576	2,932	2,780	2,890	2,804	2,904	2,596	2,350
'16 WD	2,492	2,588	2,844	2,920	3,028	3,166	3,172	3,006	2,854	2,994	2,986	2,464
'16 WE	1,988	2,104	2,408	2,360	2,566	2,790	2,752	2,616	2,380	2,568	2,620	1,602
'17 WD	2,296	2,654	2,864	2,918	3,030	3,312	3,652	3,858	3,768	3,164	3,054	2,852
'17 WE	2,026	2,096	2,188	2,334	2,606	2,830	3,156	3,308	3,218	2,690	2,612	2,262
'18 WD	2,566	2,628	2,910	2,914	3,282	3,346	3,192	3,372				
'18 WE	2,048	1,880	2,298	2,072	2,792	2,944	2,742	2,910				

Note: 'Weekday' defined as Monday-Friday, 'Weekend' defined as Saturday-Sunday

**Weekday/Weekend Monthly Average Daily Traffic ('14-'18)**



	Aug-14	Aug-15	Aug-16	Aug-17	Aug-18
Weekday	3,290	3,218	3,006	3,858	3,372
Weekend	2,786	2,890	2,616	3,308	2,910