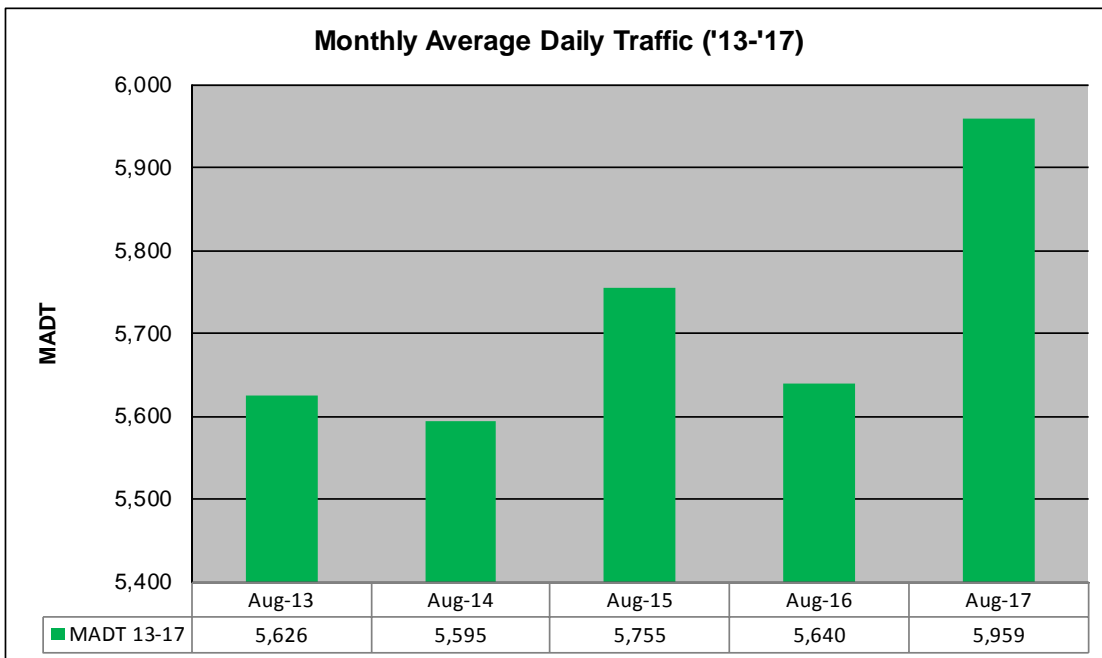
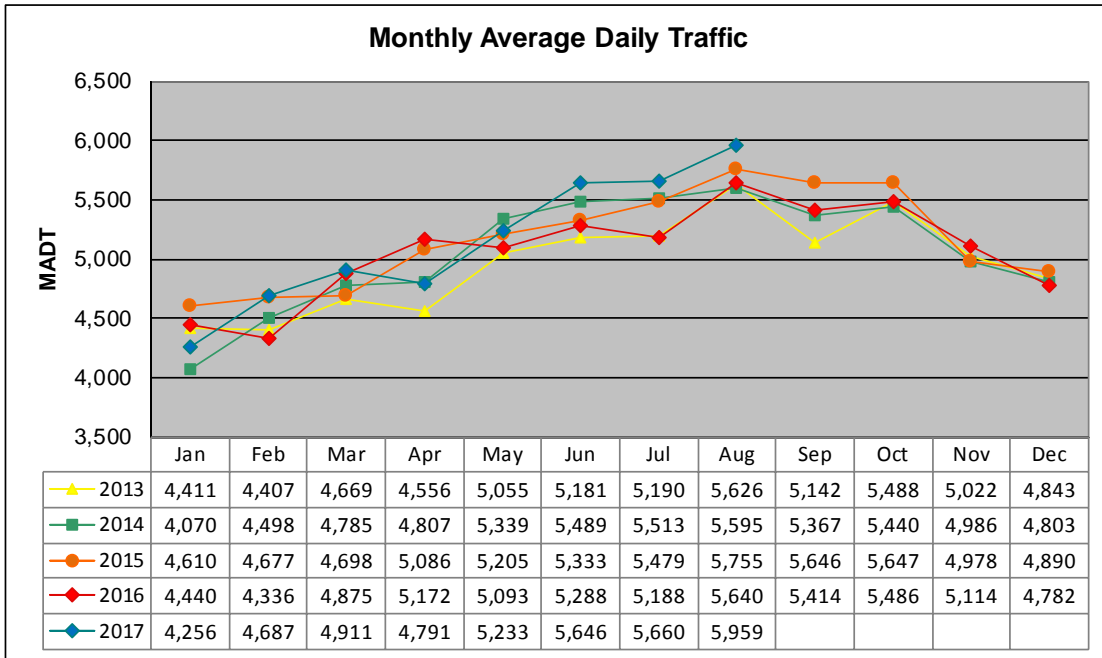


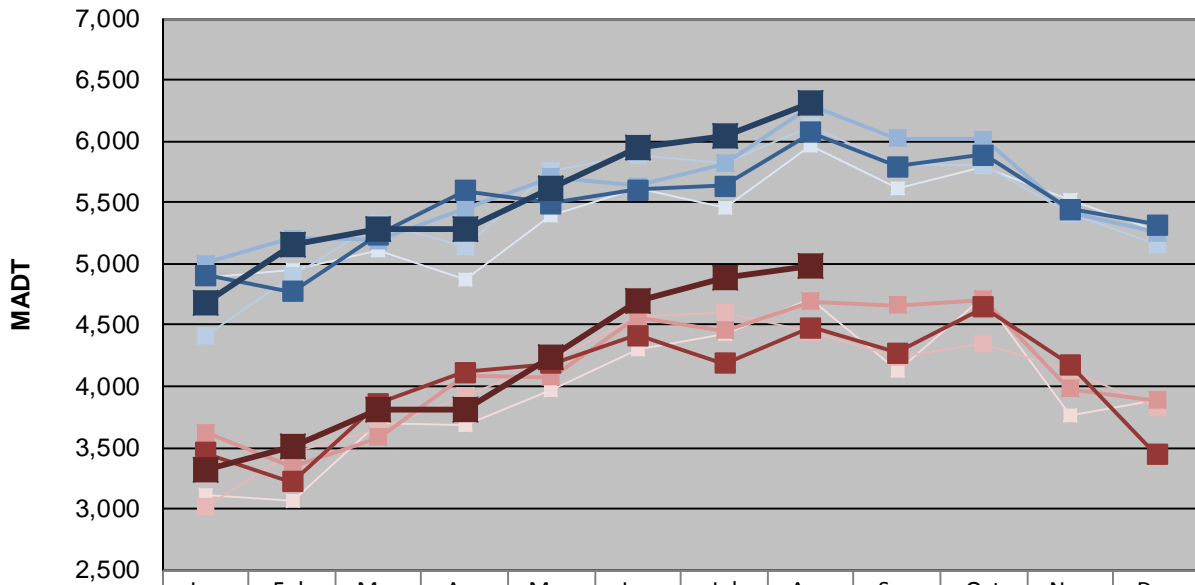
# MONTHLY REPORT, STATION NO. 33 (WIM)

## AUGUST 2017

Station Measurement: VOLUME/SPEED/CLASS/WEIGHT		
Route: TH 212	Route Direction: E/W	Lanes: 2
County: Renville	Closest City: Olivia	
Functional Class: Rural Principal Arterial - Other		
Location: .7 MI E OF CSAH14 (1ST ST N), E OF OLIVIA		
Ref Post: 078+00.450	True Mile: 78.421	Sequence No. 4669
<b>Volume: 184,728</b>		<b>MADT: 5,959</b>
<b>Weekday (M-F) MADT: 6,316</b>		<b>Weekend (Sa-Su) MADT: 4,990</b>



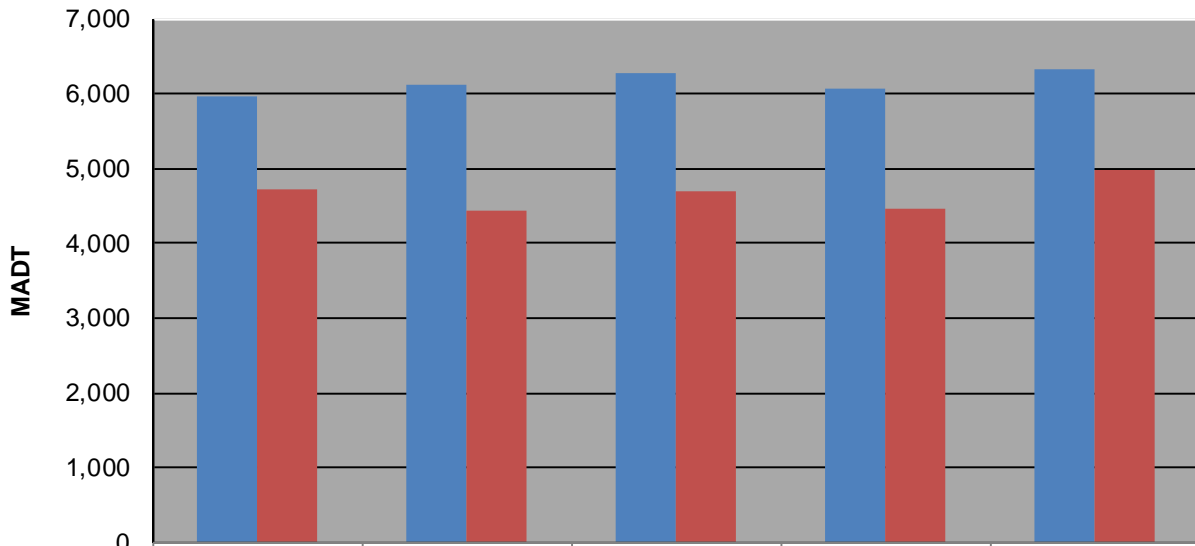
**Weekday (WD)/Weekend (WE) Monthly Average Daily Traffic**



	Jan	Feb	Mar	Apr	May	Jun	Jul	Aug	Sep	Oct	Nov	Dec
'13 WD	4,880	4,946	5,106	4,870	5,402	5,620	5,450	5,960	5,608	5,786	5,528	5,272
'13 WE	3,120	3,060	3,694	3,684	3,968	4,302	4,428	4,712	4,128	4,722	3,768	3,888
'14 WD	4,408	4,910	5,330	5,134	5,758	5,882	5,822	6,116	5,802	5,806	5,412	5,158
'14 WE	3,020	3,466	3,654	3,920	4,212	4,572	4,598	4,444	4,234	4,352	4,134	3,830
'15 WD	5,002	5,208	5,194	5,448	5,708	5,634	5,814	6,282	6,026	6,014	5,420	5,258
'15 WE	3,626	3,348	3,586	4,092	4,076	4,570	4,456	4,690	4,662	4,710	3,978	3,888
'16 WD	4,910	4,774	5,240	5,596	5,490	5,604	5,636	6,074	5,794	5,888	5,446	5,318
'16 WE	3,456	3,224	3,860	4,114	4,188	4,416	4,190	4,478	4,278	4,646	4,176	3,440
'17 WD	4,678	5,154	5,278	5,278	5,612	5,956	6,042	6,316				
'17 WE	3,320	3,518	3,816	3,816	4,234	4,702	4,890	4,990				

Note: 'Weekday' defined as Monday-Friday, 'Weekend' defined as Saturday-Sunday

**Weekday/Weekend Monthly Average Daily Traffic ('13-'17)**



	Aug-13	Aug-14	Aug-15	Aug-16	Aug-17
Weekday	5,960	6,116	6,282	6,074	6,316
Weekend	4,712	4,444	4,690	4,478	4,990