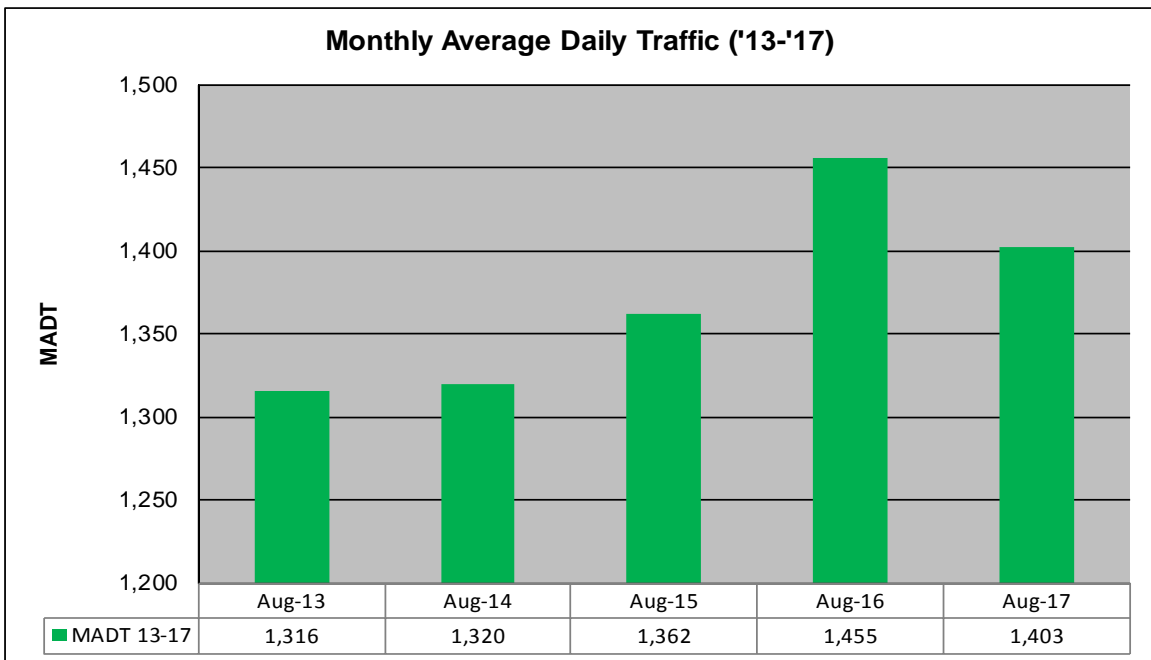
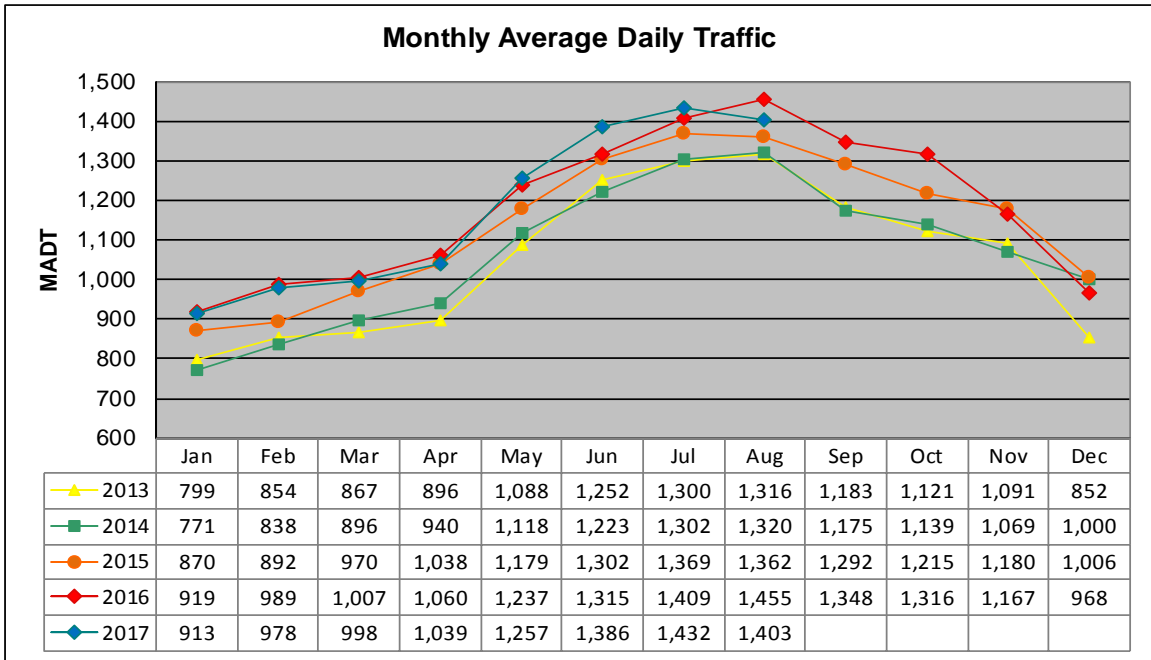


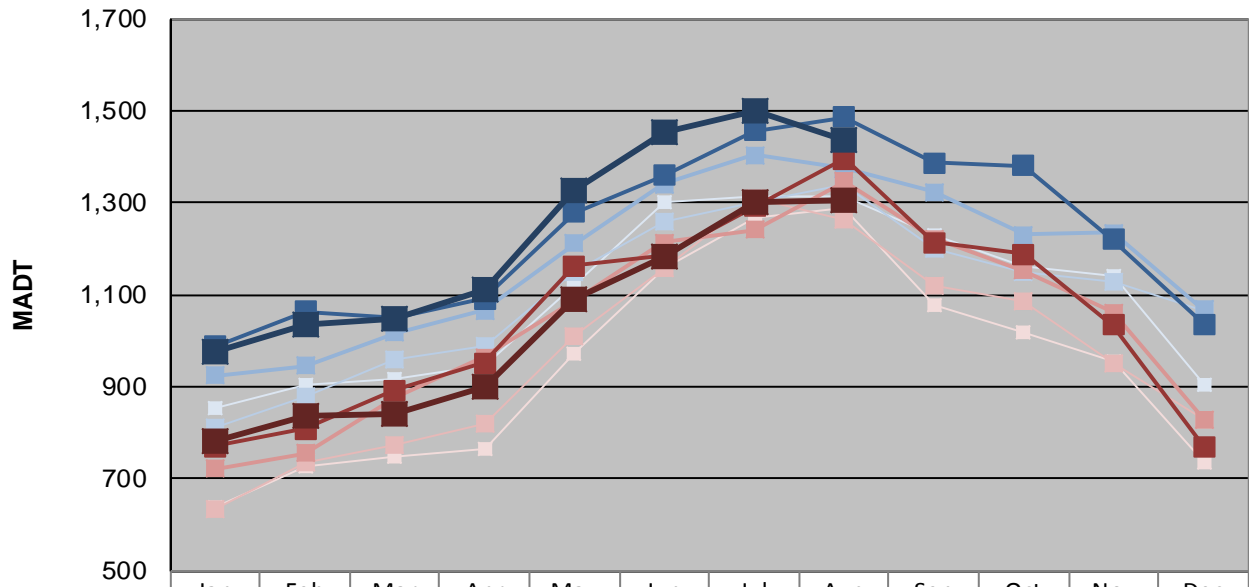
MONTHLY REPORT, STATION NO. 210 (ATR)

AUGUST 2017

Station Measurement: VOLUME/SPEED/CLASS		
Route: TH 71	Route Direction: N/S	Lanes: 2
County: Beltrami	Closest City: Blackduck	
Functional Class: Rural Principal Arterial - Other		
Location: E OF TH72, NE OF BLACKDUCK		
Ref Post: 338+00.130	True Mile: 339.955	Sequence No. 6726
Volume: 43,482		MADT: 1,403
Weekday (M-F) MADT: 1,438		Weekend (Sa-Su) MADT: 1,306



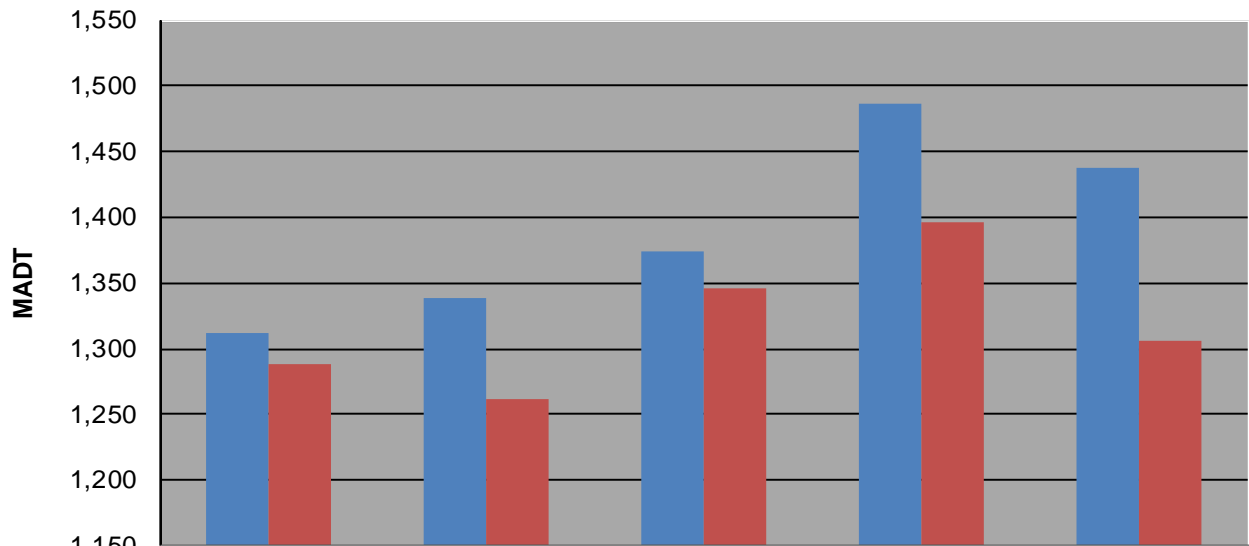
Weekday (WD)/Weekend (WE) Monthly Average Daily Traffic



	Jan	Feb	Mar	Apr	May	Jun	Jul	Aug	Sep	Oct	Nov	Dec
'13 WD	854	904	916	946	1,120	1,300	1,316	1,312	1,228	1,162	1,140	906
'13 WE	638	728	748	766	970	1,156	1,268	1,288	1,078	1,020	954	736
'14 WD	812	878	960	988	1,150	1,260	1,302	1,338	1,200	1,150	1,128	1,064
'14 WE	634	736	772	818	1,008	1,156	1,310	1,262	1,120	1,084	952	828
'15 WD	924	946	1,018	1,066	1,212	1,340	1,404	1,374	1,324	1,230	1,234	1,068
'15 WE	722	756	878	964	1,090	1,214	1,242	1,346	1,222	1,152	1,062	830
'16 WD	988	1,064	1,050	1,092	1,280	1,360	1,456	1,486	1,386	1,380	1,220	1,036
'16 WE	770	808	892	952	1,164	1,186	1,292	1,396	1,214	1,188	1,034	770
'17 WD	976	1,034	1,048	1,110	1,326	1,452	1,498	1,438				
'17 WE	780	838	842	900	1,092	1,182	1,302	1,306				

Note: 'Weekday' defined as Monday-Friday, 'Weekend' defined as Saturday-Sunday

Weekday/Weekend Monthly Average Daily Traffic ('13-'17)



	Aug-13	Aug-14	Aug-15	Aug-16	Aug-17
Weekday	1,312	1,338	1,374	1,486	1,438
Weekend	1,288	1,262	1,346	1,396	1,306