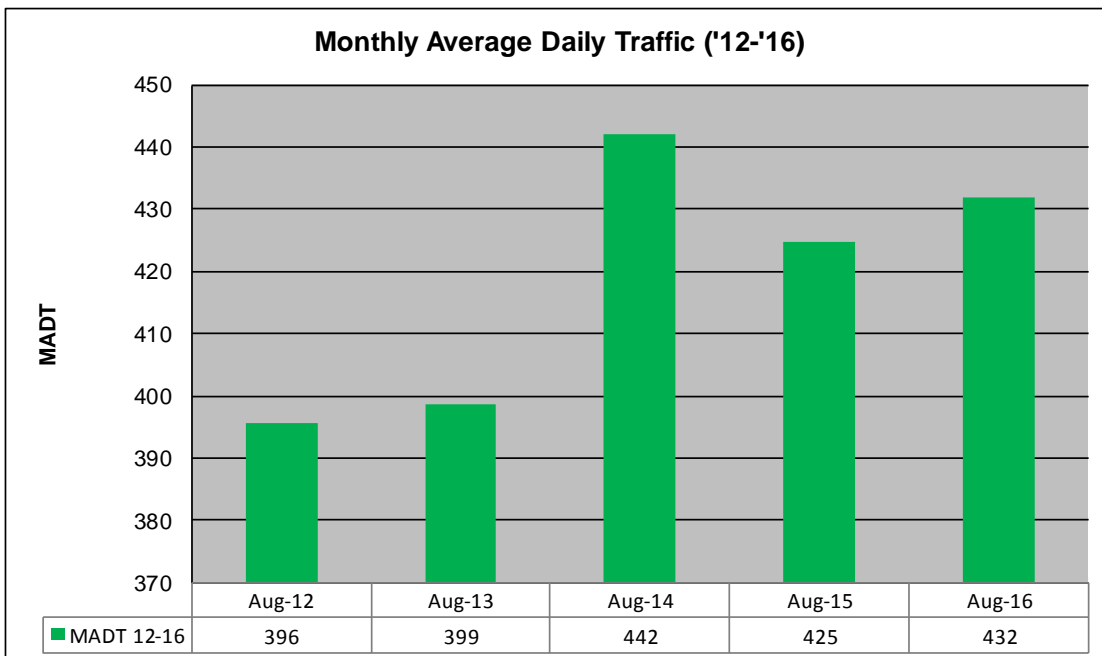
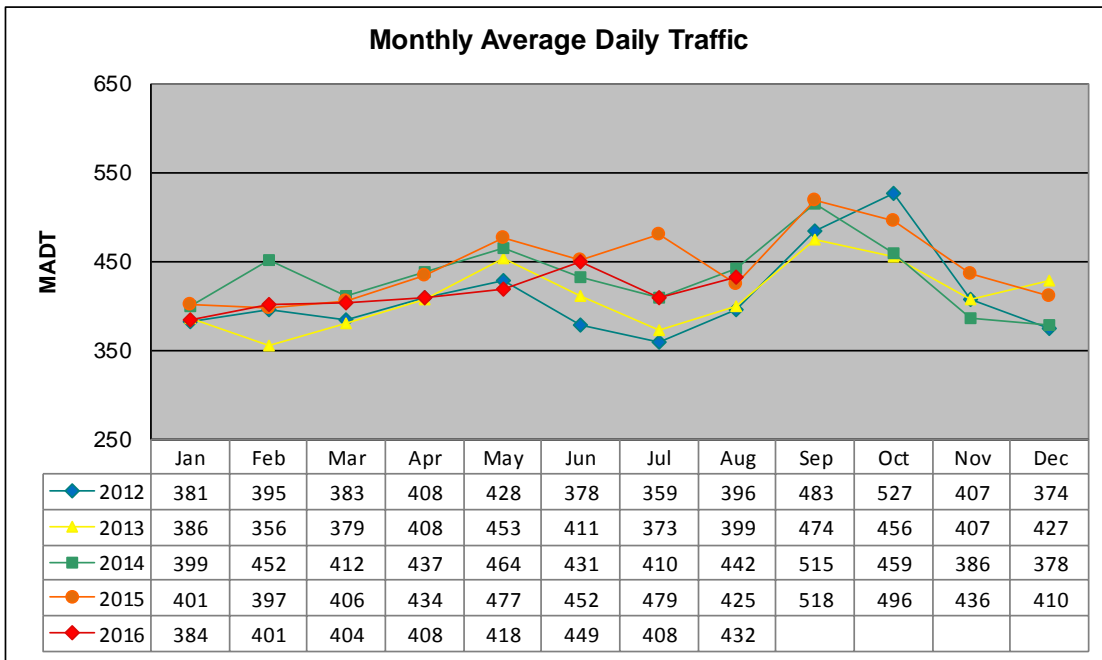


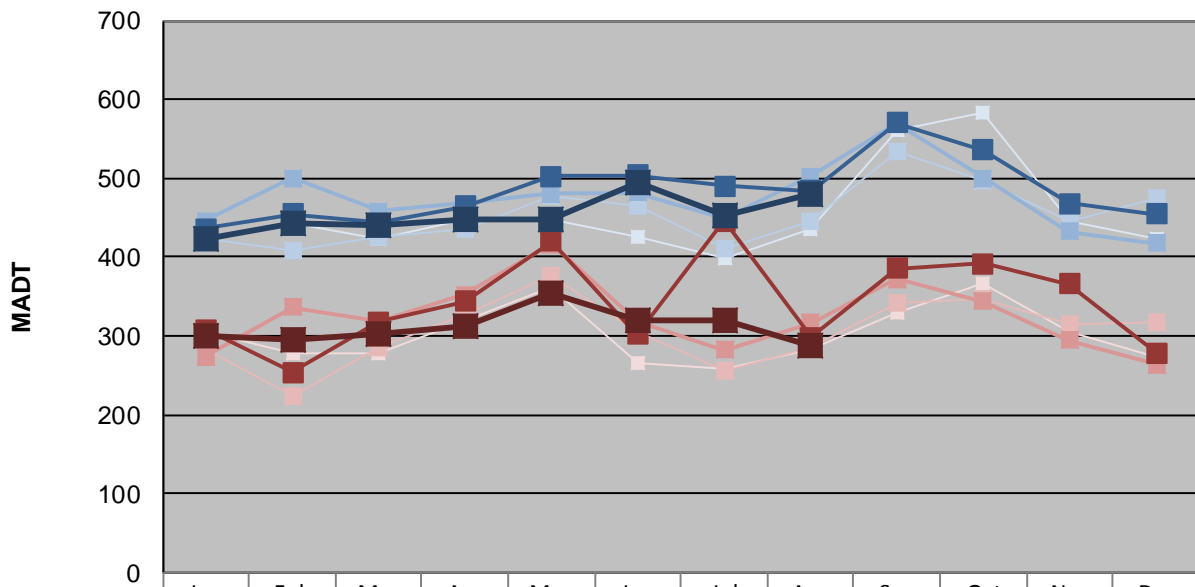
MONTHLY REPORT, STATION NO. 8 (ATR)

AUGUST 2016

Station Measurement: VOLUME/SPEED/CLASS		
Route: CSAH 50	Route Direction: E/W	Lanes: 2
County: Norman	Closest City: Halstad	
Functional Class: Rural Local		
Location: E OF TH75 (BRANDT ST) IN HALSTAD		
Ref Post: 000+00.070	True Mile: 0.07	Sequence No. 9806
Volume: 13,386		MADT: 432
Weekday (M-F) MADT: 480		Weekend (Sa-Su) MADT: 288



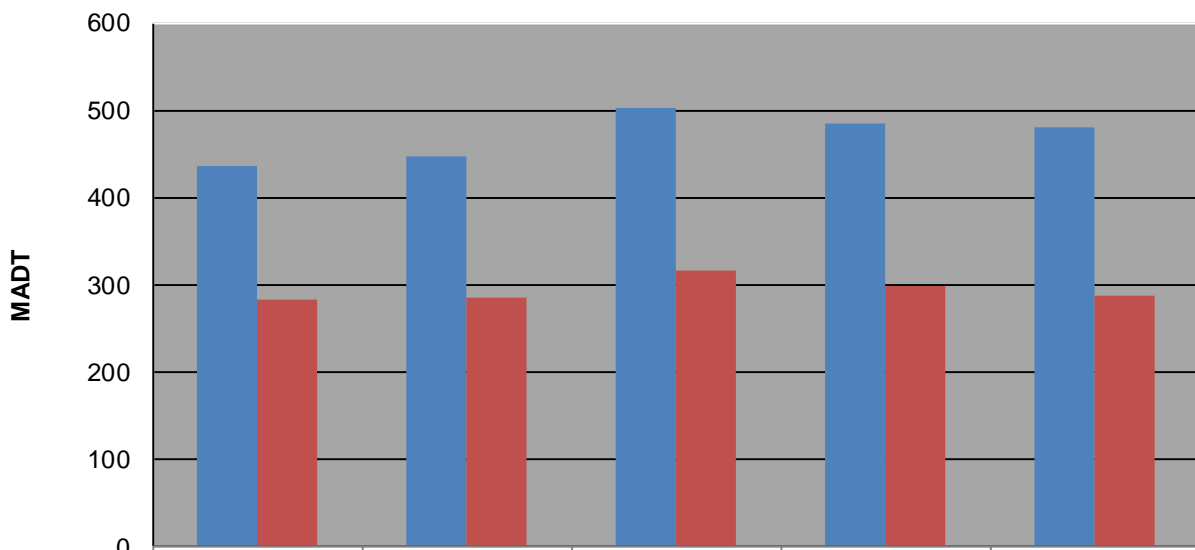
Weekday (WD)/Weekend (WE) Monthly Average Daily Traffic



	Jan	Feb	Mar	Apr	May	Jun	Jul	Aug	Sep	Oct	Nov	Dec
'12 WD	420	442	424	448	448	426	398	436	560	584	446	424
'12 WE	306	278	278	320	362	266	258	282	330	366	304	272
'13 WD	424	408	426	436	478	464	410	446	534	496	446	474
'13 WE	282	224	284	328	376	304	256	286	342	346	314	316
'14 WD	446	500	458	468	480	482	450	502	570	500	432	418
'14 WE	274	336	318	352	416	318	282	316	372	344	294	264
'15 WD	436	454	444	464	502	504	490	484	570	536	468	454
'15 WE	308	254	318	344	420	302	446	298	386	392	366	278
'16 WD	424	444	440	448	448	494	452	480				
'16 WE	300	294	302	312	354	320	320	288				

Note: 'Weekday' defined as Monday-Friday, 'Weekend' defined as Saturday-Sunday

Weekday/Weekend Monthly Average Daily Traffic ('12-'16)



	Aug-12	Aug-13	Aug-14	Aug-15	Aug-16
Weekday	436	446	502	484	480
Weekend	282	286	316	298	288