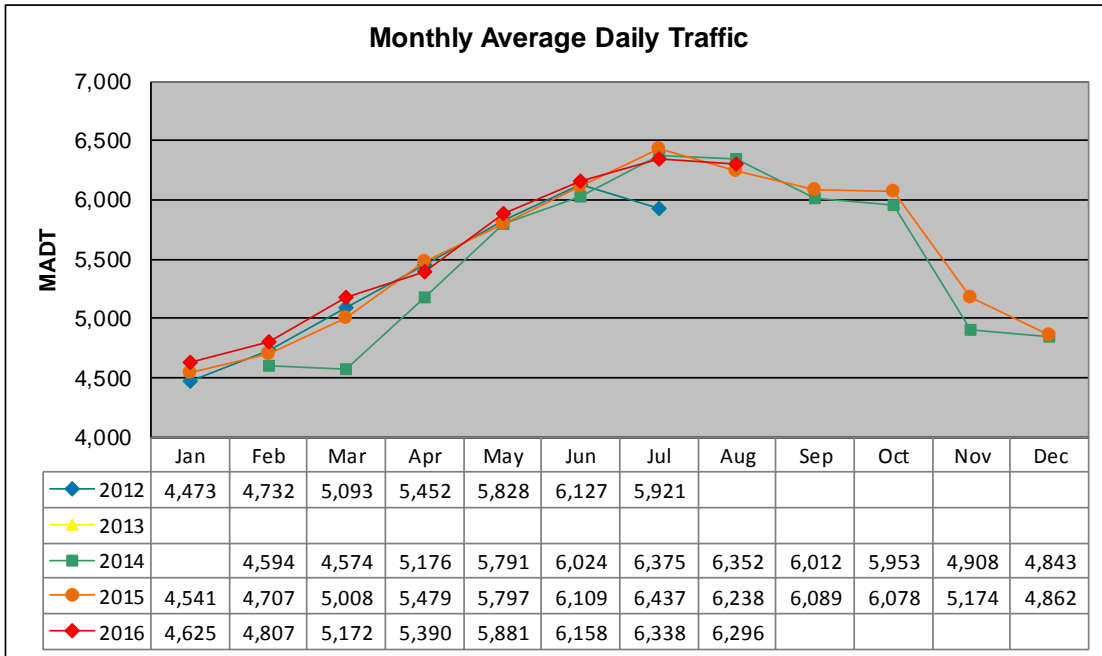


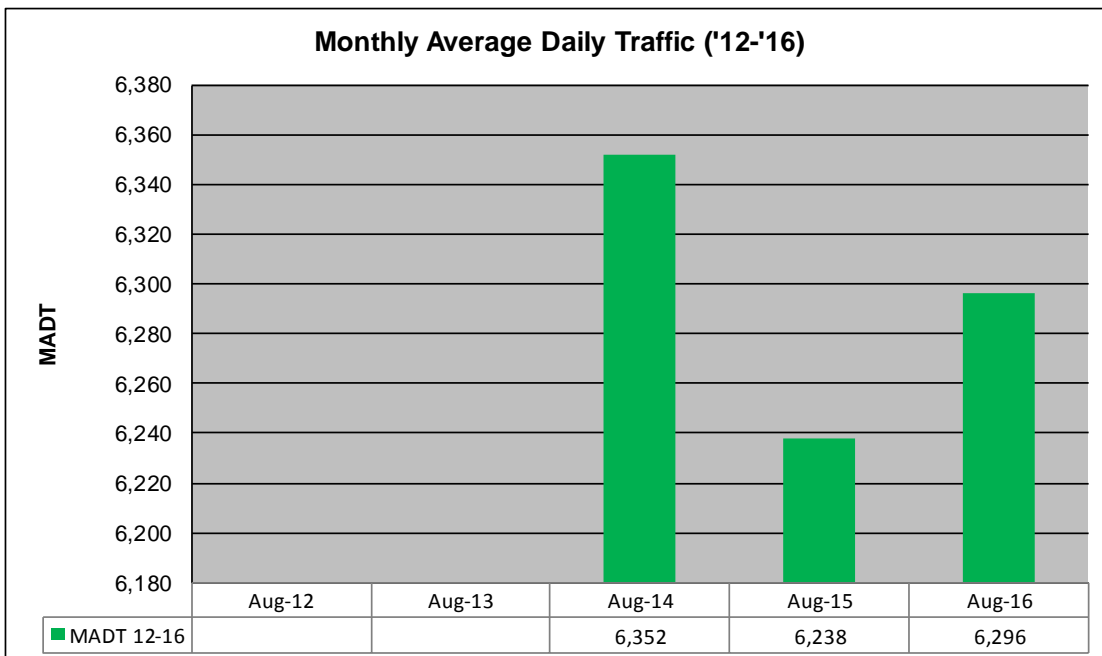
MONTHLY REPORT, STATION NO. 31 (WIM)

AUGUST 2016

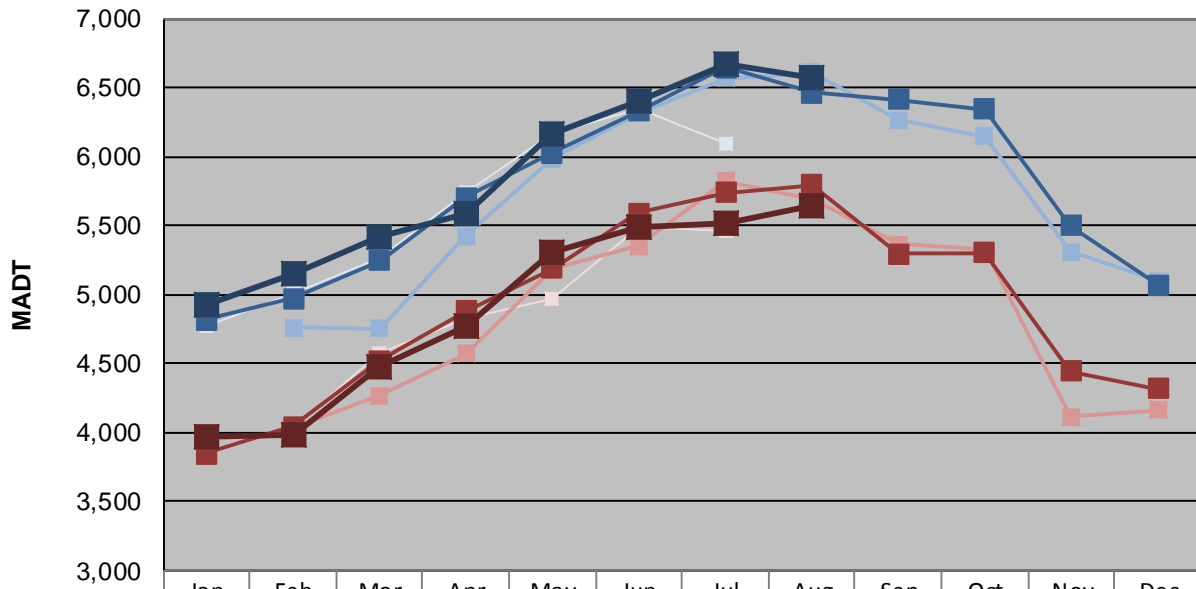
Station Measurement: VOLUME/SPEED/CLASS/WEIGHT		
Route: TH 53	Route Direction: N/S	Lanes: 4
County: Polk	Closest City: East Grand Forks	
Functional Class: Rural Principal Arterial - Other		
Location: NW OF CSAH63 (100TH AVE SW), SE OF E GR FORKS		
Ref Post: 008+00.000	True Mile: 7.974	Sequence No. 4332
Volume: 195,182		MADT: 6,296
Weekday (M-F) MADT: 6,572		Weekend (Sa-Su) MADT: 5,646



Note: No data August 2012 to January 2014 due to sensors destroyed by construction on TH 2



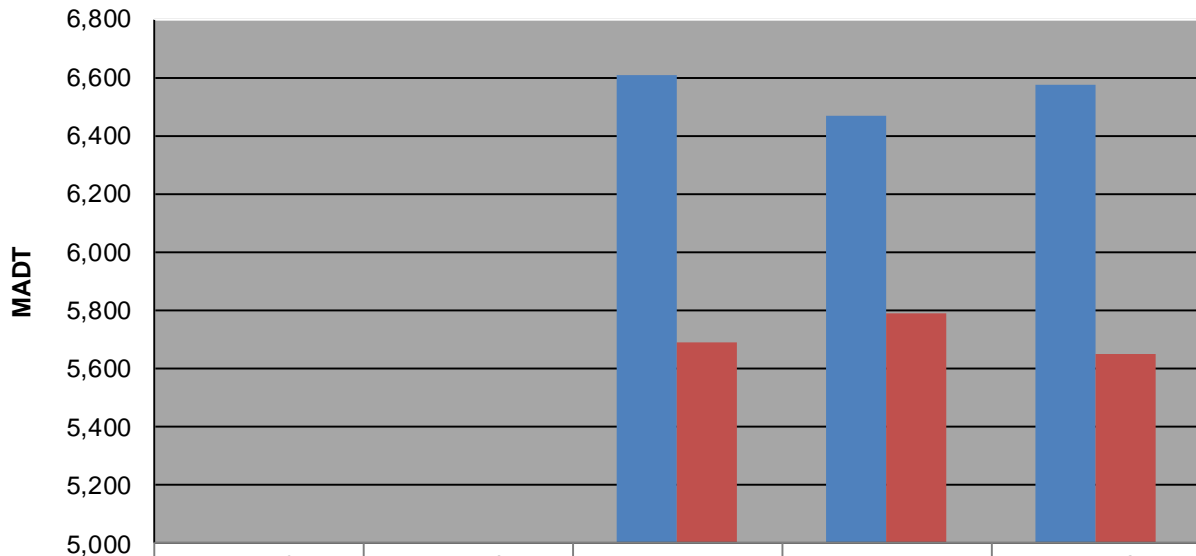
Weekday (WD)/Weekend (WE) Monthly Average Daily Traffic



	Jan	Feb	Mar	Apr	May	Jun	Jul	Aug	Sep	Oct	Nov	Dec
'12 WD	4,766	5,014	5,260	5,744	6,160	6,350	6,094					
'12 WE	3,846	4,038	4,570	4,828	4,970	5,494	5,454					
'13 WD												
'13 WE												
'14 WD		4,762	4,754	5,424	5,984	6,316	6,570	6,610	6,264	6,146	5,308	5,096
'14 WE		4,034	4,266	4,572	5,182	5,352	5,820	5,692	5,364	5,322	4,110	4,162
'15 WD	4,818	4,974	5,244	5,704	6,024	6,328	6,644	6,466	6,410	6,344	5,500	5,070
'15 WE	3,848	4,042	4,524	4,876	5,190	5,592	5,740	5,792	5,296	5,300	4,442	4,318
'16 WD	4,924	5,152	5,424	5,588	6,158	6,408	6,674	6,572				
'16 WE	3,970	3,976	4,478	4,774	5,304	5,488	5,510	5,646				

Note: 'Weekday' defined as Monday-Friday, 'Weekend' defined as Saturday-Sunday

Weekday/Weekend Monthly Average Daily Traffic ('12-'15)



	Aug-12	Aug-13	Aug-14	Aug-15	Aug-16
Weekday			6,610	6,466	6,572
Weekend			5,692	5,792	5,646