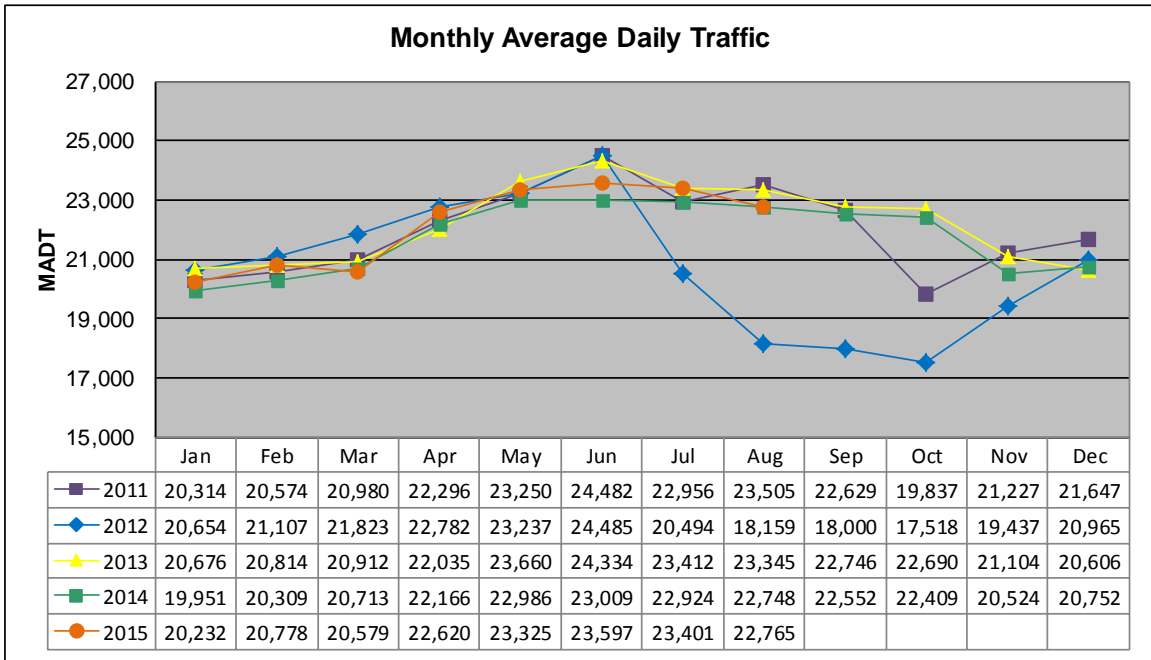


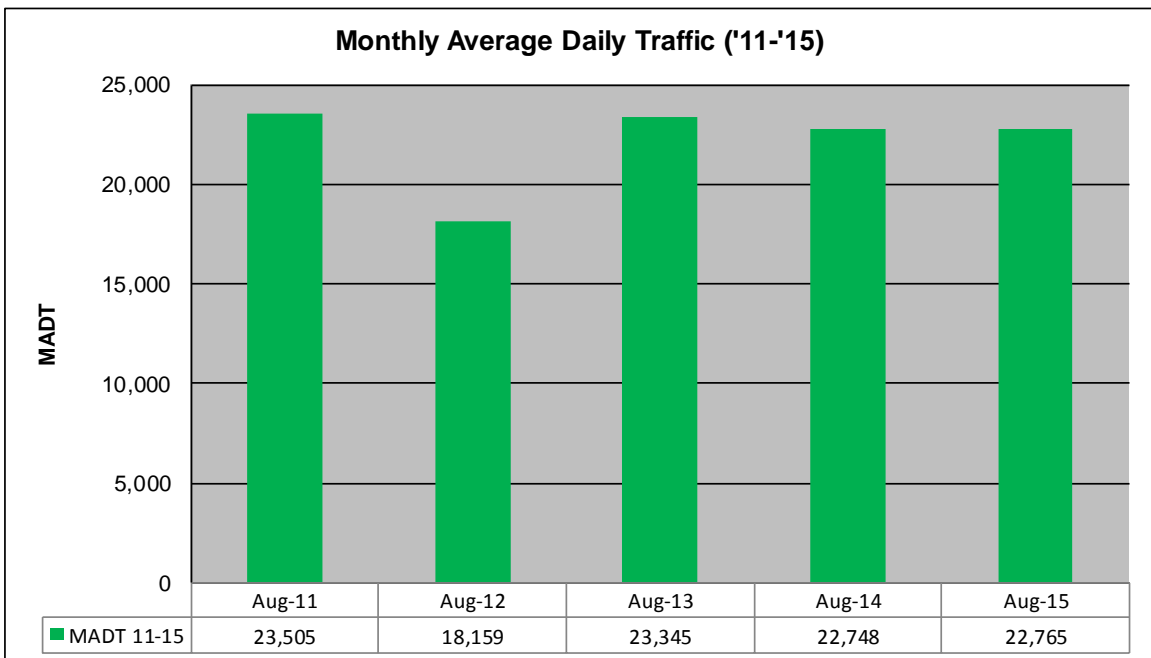
MONTHLY REPORT, STATION NO. 425 (ATR)

AUGUST 2015

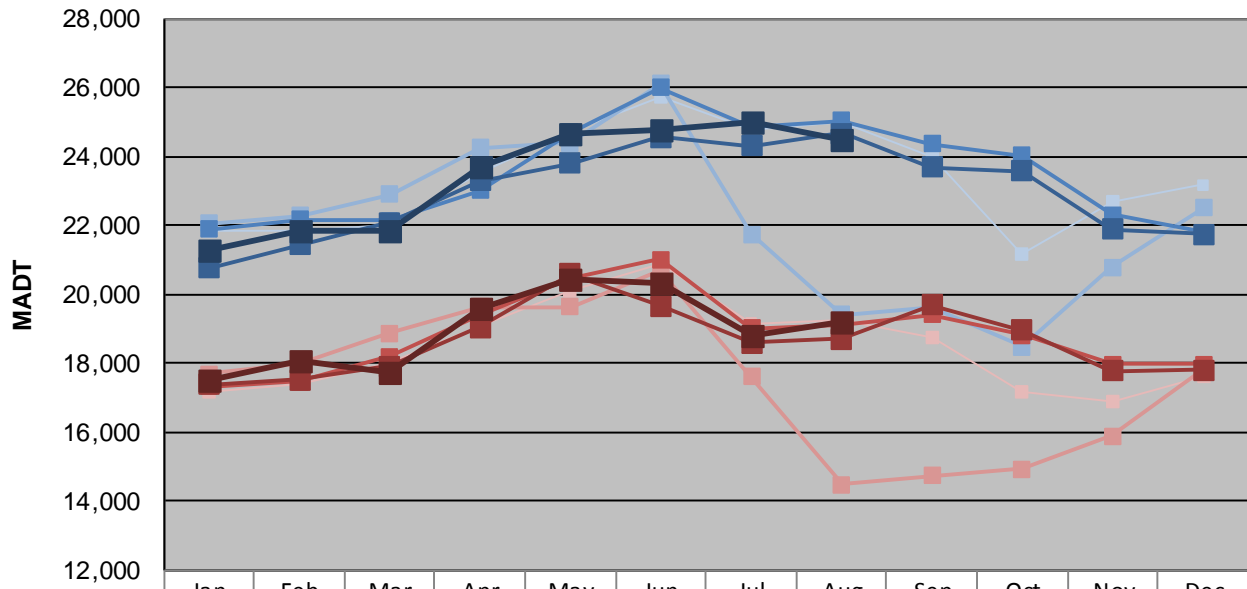
| | | |
|--|----------------------|-------------------------------------|
| Station Measurement: VOLUME/SPEED/CLASS | | |
| Route: CSAH 32 | Route Direction: E/W | Lanes: 4 |
| County: Dakota | Closest City: Eagan | |
| Functional Class: Urban Minor Arterial | | |
| Location: W OF MSAS109 (JOHNNY CAKE RIDGE RD) IN EAGAN | | |
| Ref Post: 004+00.840 | True Mile: 4.84 | Sequence No. 9896 |
| Volume: 705,710 | | MADT: 22,765 |
| Weekday (M-F) MADT: 24,506 | | Weekend (Sa-Su) MADT: 19,576 |



Note: Decrease in traffic October 2011 and July to November 2012 due to construction on I-35E



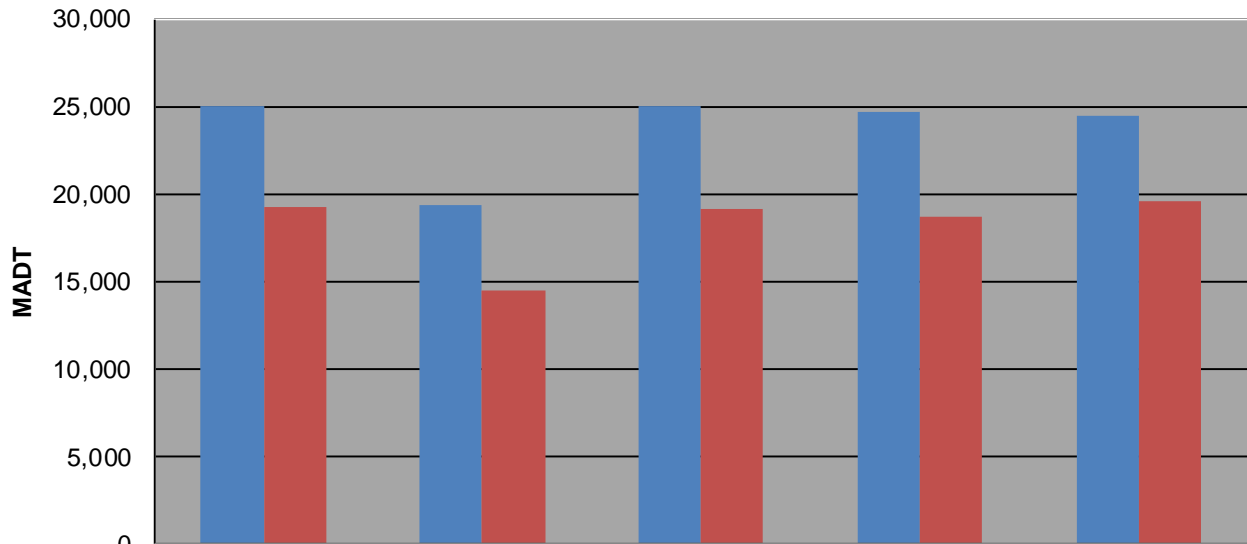
Weekday (WD)/Weekend (WE) Monthly Average Daily Traffic



| | Jan | Feb | Mar | Apr | May | Jun | Jul | Aug | Sep | Oct | Nov | Dec |
|--------|--------|--------|--------|--------|--------|--------|--------|--------|--------|--------|--------|--------|
| '11 WD | 21,862 | 21,834 | 22,018 | 23,532 | 24,684 | 25,740 | 24,764 | 25,018 | 23,956 | 21,180 | 22,712 | 23,170 |
| '11 WE | 17,154 | 17,396 | 18,020 | 19,088 | 20,106 | 20,864 | 19,138 | 19,250 | 18,760 | 17,146 | 16,862 | 17,606 |
| '12 WD | 22,044 | 22,288 | 22,900 | 24,260 | 24,392 | 26,106 | 21,752 | 19,404 | 19,626 | 18,468 | 20,788 | 22,498 |
| '12 WE | 17,678 | 17,988 | 18,876 | 19,640 | 19,626 | 20,710 | 17,618 | 14,474 | 14,746 | 14,922 | 15,880 | 17,840 |
| '13 WD | 21,882 | 22,152 | 22,138 | 23,000 | 24,684 | 25,996 | 24,870 | 25,022 | 24,360 | 24,026 | 22,304 | 21,790 |
| '13 WE | 17,310 | 17,472 | 18,208 | 19,396 | 20,448 | 21,010 | 19,014 | 19,124 | 19,408 | 18,810 | 17,980 | 17,970 |
| '14 WD | 20,762 | 21,426 | 22,088 | 23,294 | 23,806 | 24,546 | 24,316 | 24,682 | 23,674 | 23,566 | 21,896 | 21,736 |
| '14 WE | 17,372 | 17,518 | 17,918 | 19,050 | 20,584 | 19,672 | 18,602 | 18,714 | 19,688 | 18,948 | 17,780 | 17,814 |
| '15 WD | 21,250 | 21,858 | 21,864 | 23,714 | 24,644 | 24,790 | 24,978 | 24,506 | | | | |
| '15 WE | 17,526 | 18,080 | 17,742 | 19,576 | 20,460 | 20,344 | 18,774 | 19,188 | | | | |

Note: 'Weekday' defined as Monday-Friday, 'Weekend' defined as Saturday-Sunday

Weekday/Weekend Monthly Average Daily Traffic ('11-'15)



| | Aug-11 | Aug-12 | Aug-13 | Aug-14 | Aug-15 |
|---------|--------|--------|--------|--------|--------|
| Weekday | 25,018 | 19,404 | 25,022 | 24,682 | 24,506 |
| Weekend | 19,250 | 14,474 | 19,124 | 18,714 | 19,576 |