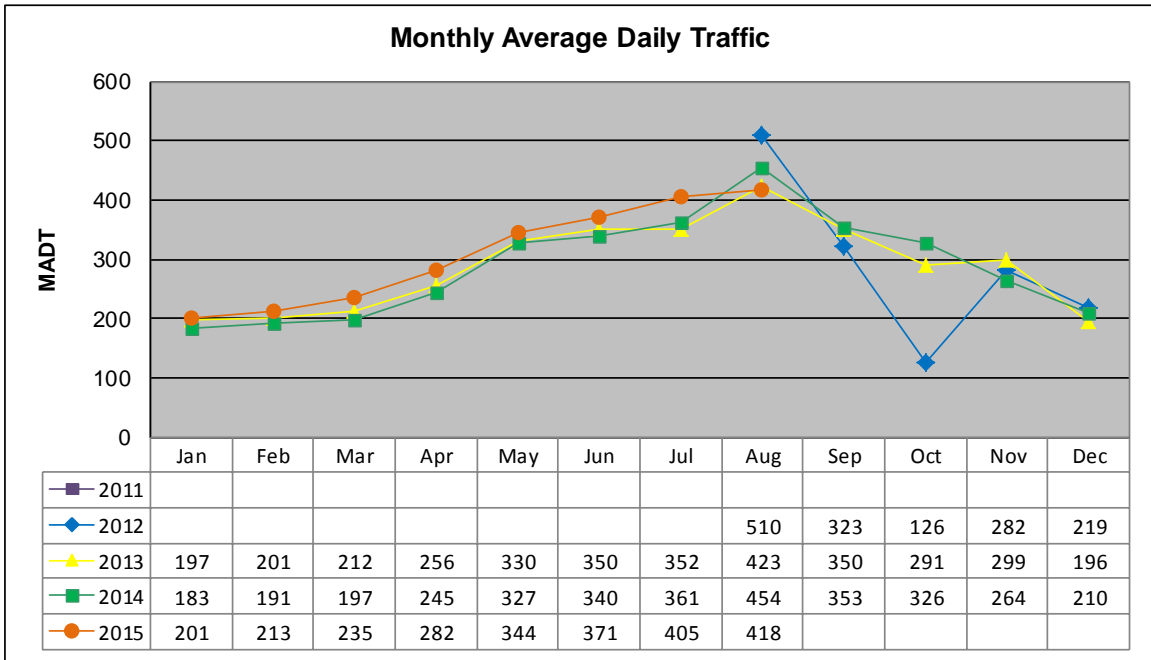


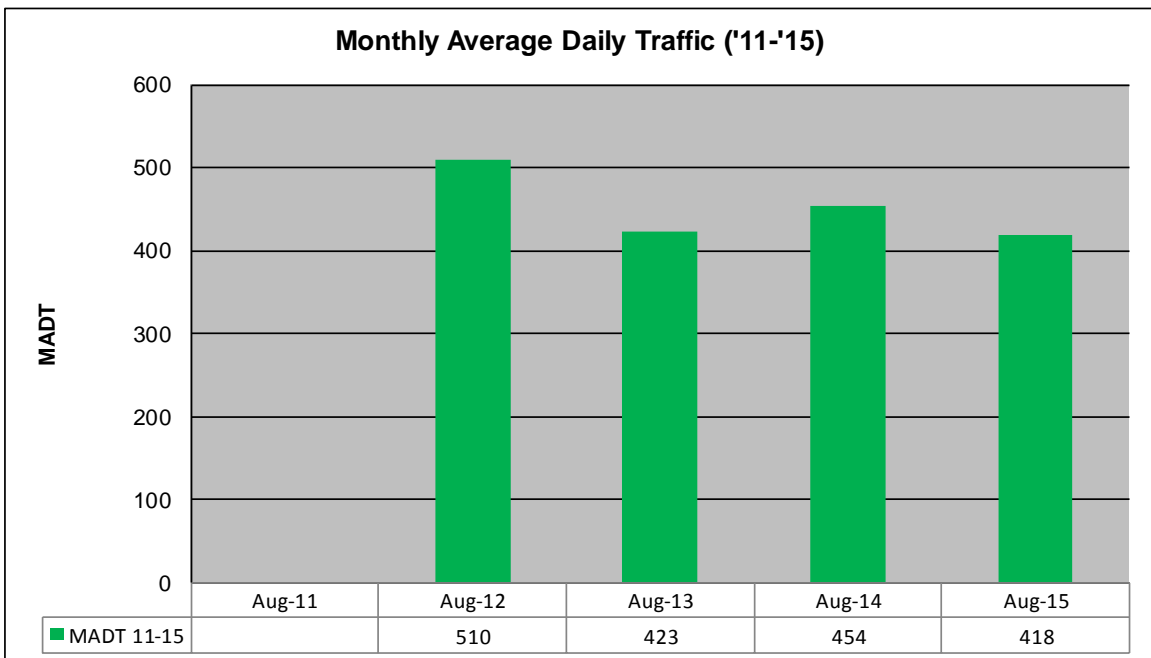
# MONTHLY REPORT, STATION NO. 231 (ATR)

## AUGUST 2015

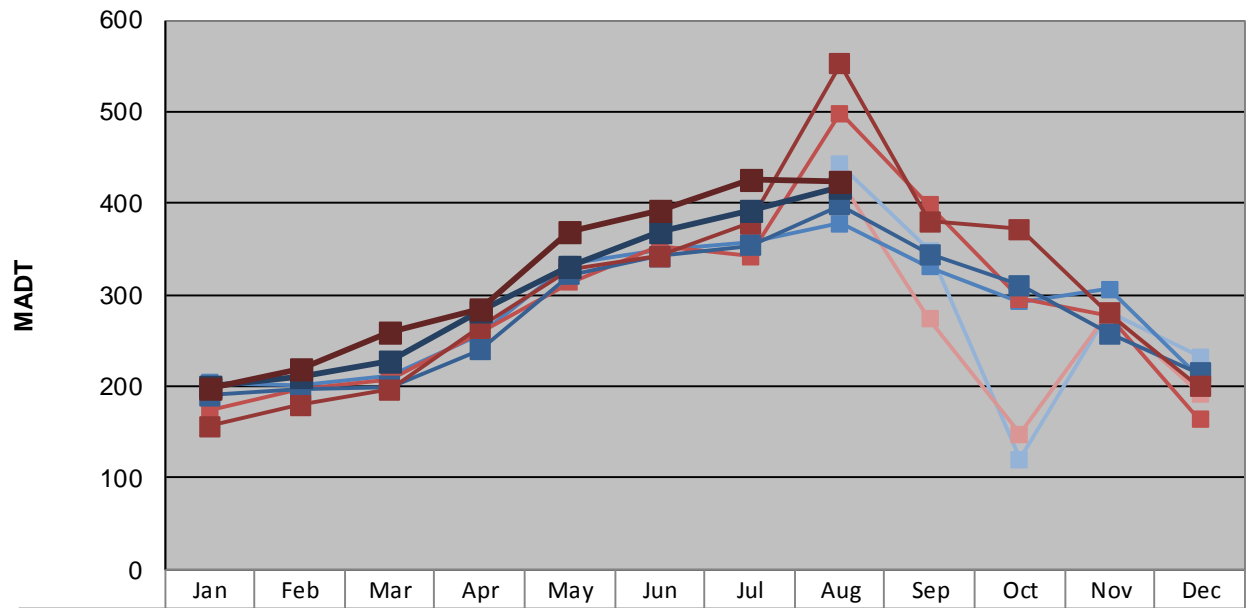
Station Measurement: VOLUME/SPEED/CLASS		
Route: CSAH 12	Route Direction: E/W	Lanes: 2
County: Wadena		Closest City: Nimrod
Functional Class: Rural Major Collector		
Location: 1.6 MI E OF CSAH18, E OF NIMROD		
Ref Post: 002+00.071	True Mile: 2.071	Sequence No. 29731
<b>Volume: 12,959</b>		<b>MADT: 418</b>
<b>Weekday (M-F) MADT: 418</b>		<b>Weekend (Sa-Su) MADT: 284</b>



Note: Began collecting data August 2012



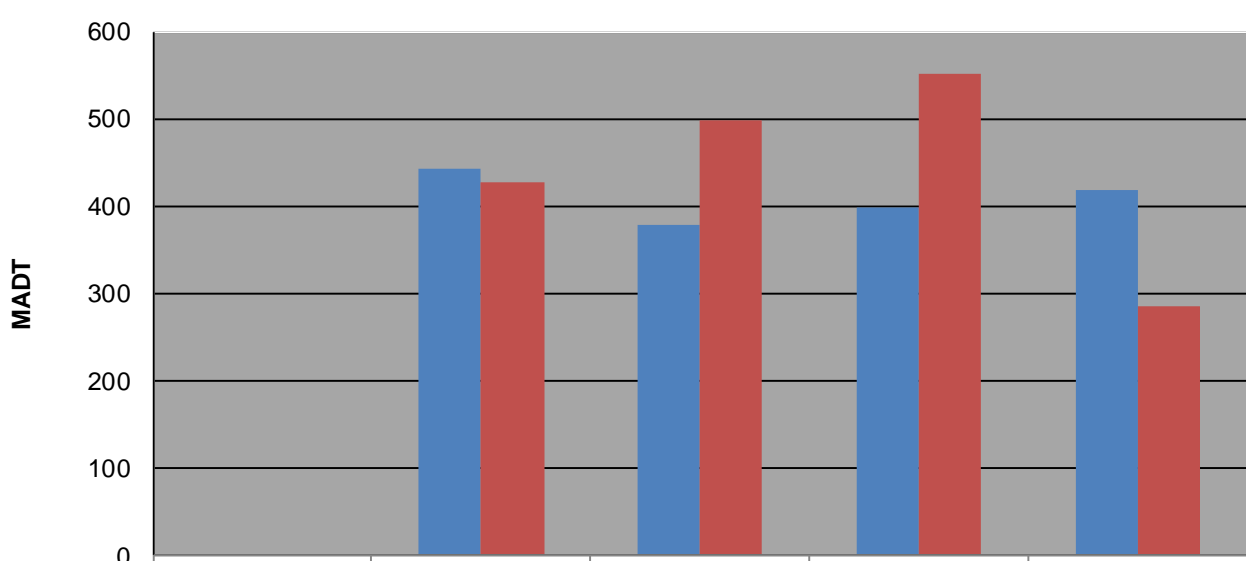
**Weekday (WD)/Weekend (WE) Monthly Average Daily Traffic**



	Jan	Feb	Mar	Apr	May	Jun	Jul	Aug	Sep	Oct	Nov	Dec
'11 WD												
'11 WE												
'12 WD								442	348	120	282	232
'12 WE								426	274	148	282	192
'13 WD	204	202	212	256	334	348	358	378	330	292	306	210
'13 WE	174	198	208	258	314	354	342	498	398	296	278	164
'14 WD	190	196	200	240	322	342	354	398	344	310	258	214
'14 WE	156	180	196	264	328	342	378	552	380	372	280	200
'15 WD	200	210	228	282	330	370	392	418				
'15 WE	198	220	260	284	368	392	426	424				

Note: 'Weekday' defined as Monday-Friday, 'Weekend' defined as Saturday-Sunday

**Weekday/Weekend Monthly Average Daily Traffic ('11-'15)**



	Aug-11	Aug-12	Aug-13	Aug-14	Aug-15
Weekday		442	378	398	418
Weekend		426	498	552	284