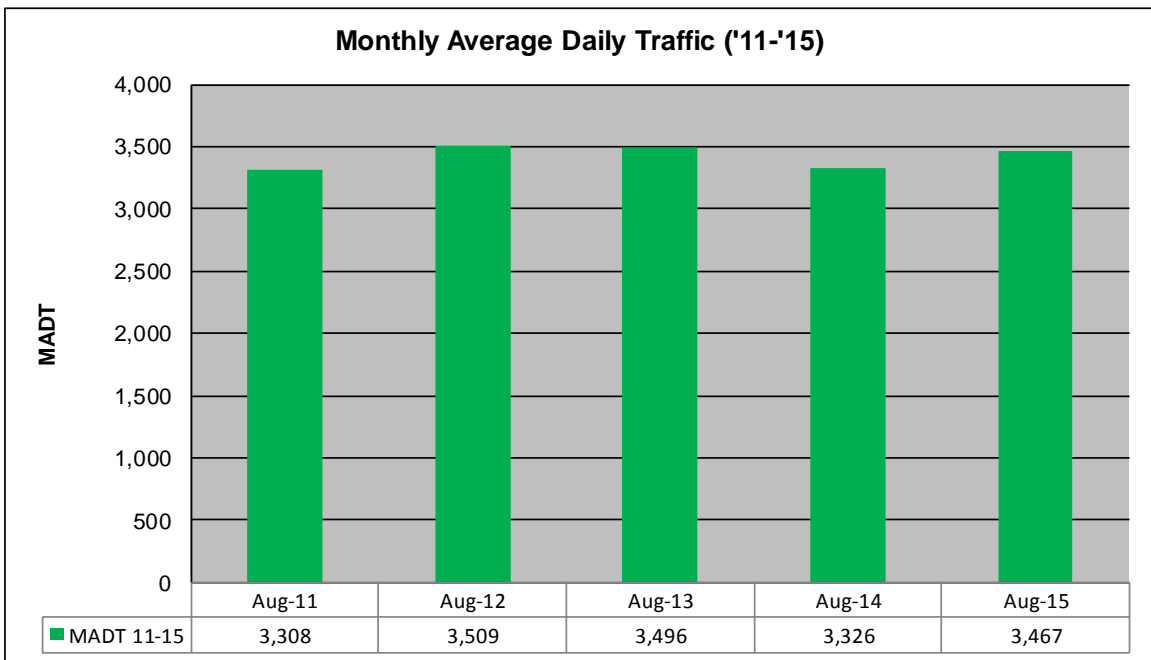
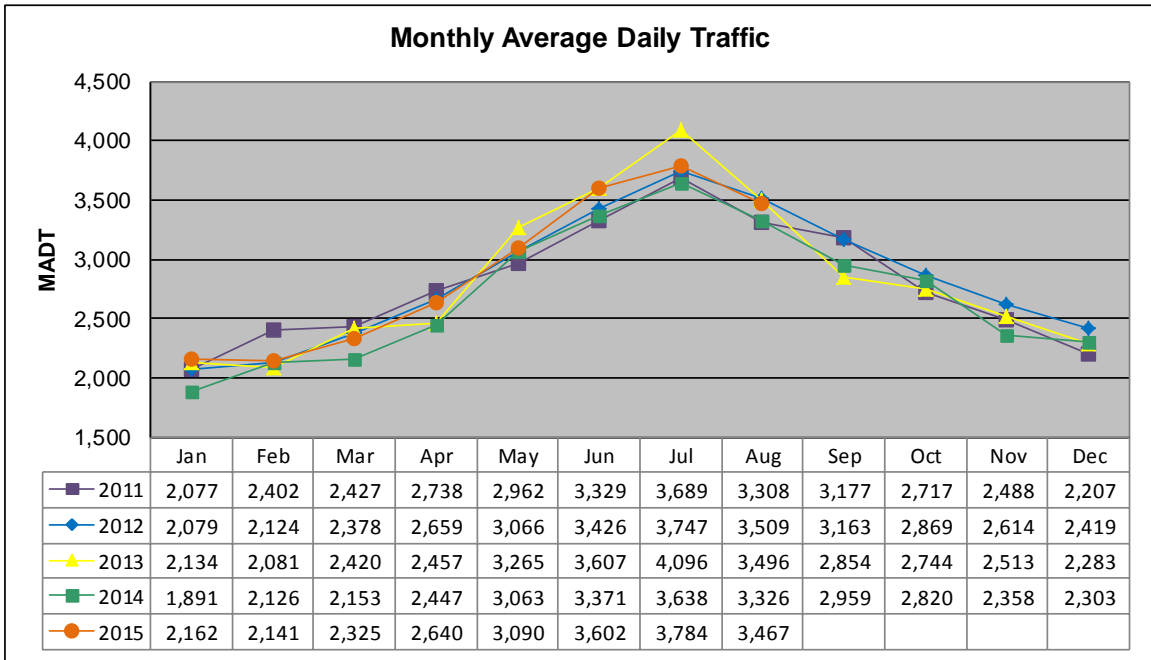


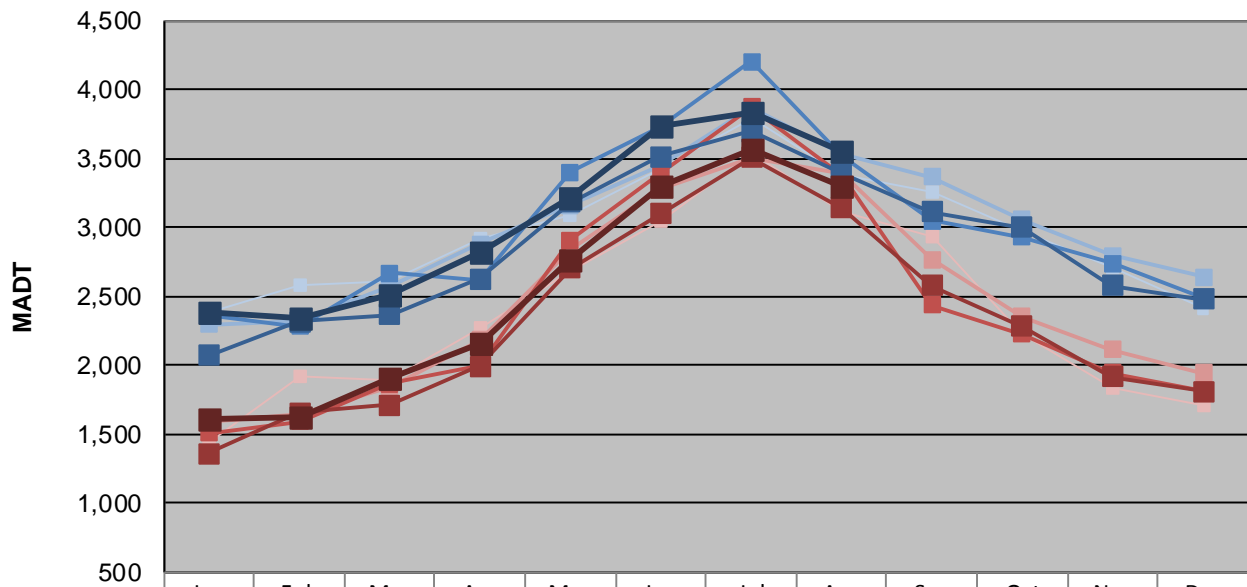
# MONTHLY REPORT, STATION NO. 225 (ATR)

## AUGUST 2015

Station Measurement: VOLUME/SPEED/CLASS		
Route: TH 210	Route Direction: E/W	Lanes: 2
County: Ottertail	Closest City: Battle Lake	
Functional Class: Rural Principal Arterial - Other		
Location: 2 MI W OF CSAH47, W OF BATTLE LAKE		
Ref Post: 041+00.748	True Mile: 41.615	Sequence No. 6735
<b>Volume: 107,489</b>		<b>MADT: 3,467</b>
<b>Weekday (M-F) MADT: 3,556</b>		<b>Weekend (Sa-Su) MADT: 2,158</b>



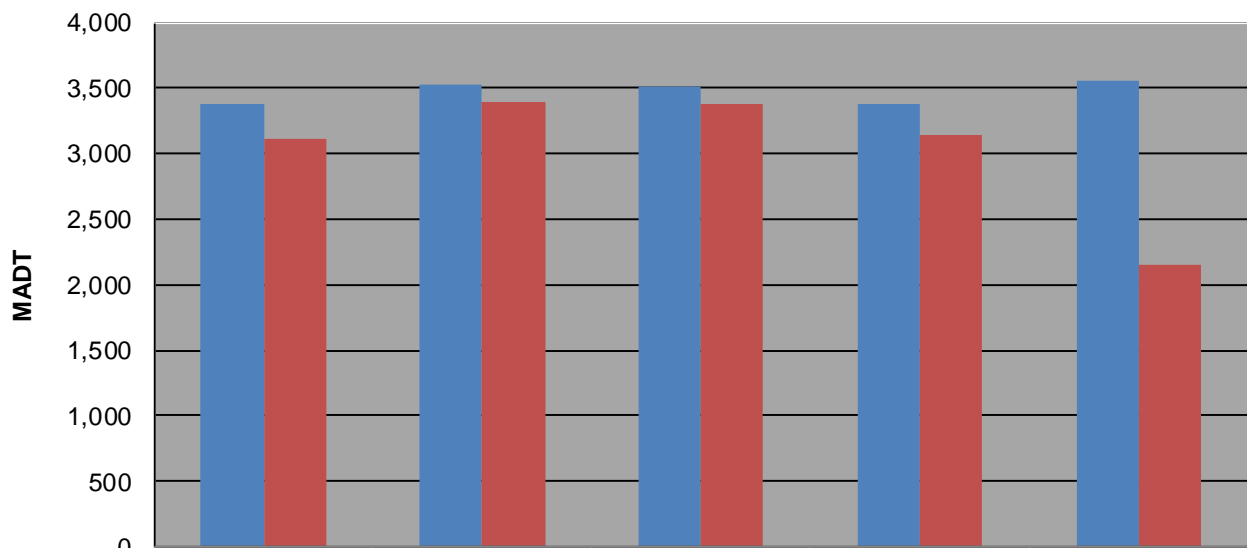
### Weekday (WD)/Weekend (WE) Monthly Average Daily Traffic



	Jan	Feb	Mar	Apr	May	Jun	Jul	Aug	Sep	Oct	Nov	Dec
'11 WD	2,378	2,586	2,608	2,918	3,092	3,418	3,792	3,378	3,252	2,970	2,712	2,412
'11 WE	1,444	1,914	1,886	2,266	2,682	3,048	3,532	3,120	2,934	2,234	1,840	1,710
'12 WD	2,294	2,318	2,574	2,876	3,164	3,452	3,868	3,534	3,362	3,056	2,796	2,638
'12 WE	1,592	1,646	1,846	2,182	2,834	3,280	3,508	3,396	2,764	2,350	2,112	1,946
'13 WD	2,356	2,278	2,670	2,622	3,398	3,720	4,204	3,510	3,046	2,926	2,740	2,482
'13 WE	1,508	1,592	1,868	1,992	2,906	3,384	3,872	3,376	2,438	2,224	1,940	1,814
'14 WD	2,072	2,314	2,368	2,626	3,184	3,510	3,692	3,386	3,108	2,998	2,578	2,478
'14 WE	1,358	1,658	1,712	1,990	2,702	3,094	3,502	3,136	2,574	2,282	1,916	1,812
'15 WD	2,378	2,346	2,516	2,814	3,220	3,732	3,838	3,556				
'15 WE	1,606	1,630	1,898	2,158	2,760	3,302	3,564	3,302				

Note: 'Weekday' defined as Monday-Friday, 'Weekend' defined as Saturday-Sunday

### Weekday/Weekend Monthly Average Daily Traffic ('11-'15)



	Aug-11	Aug-12	Aug-13	Aug-14	Aug-15
Weekday	3,378	3,534	3,510	3,386	3,556
Weekend	3,120	3,396	3,376	3,136	2,158