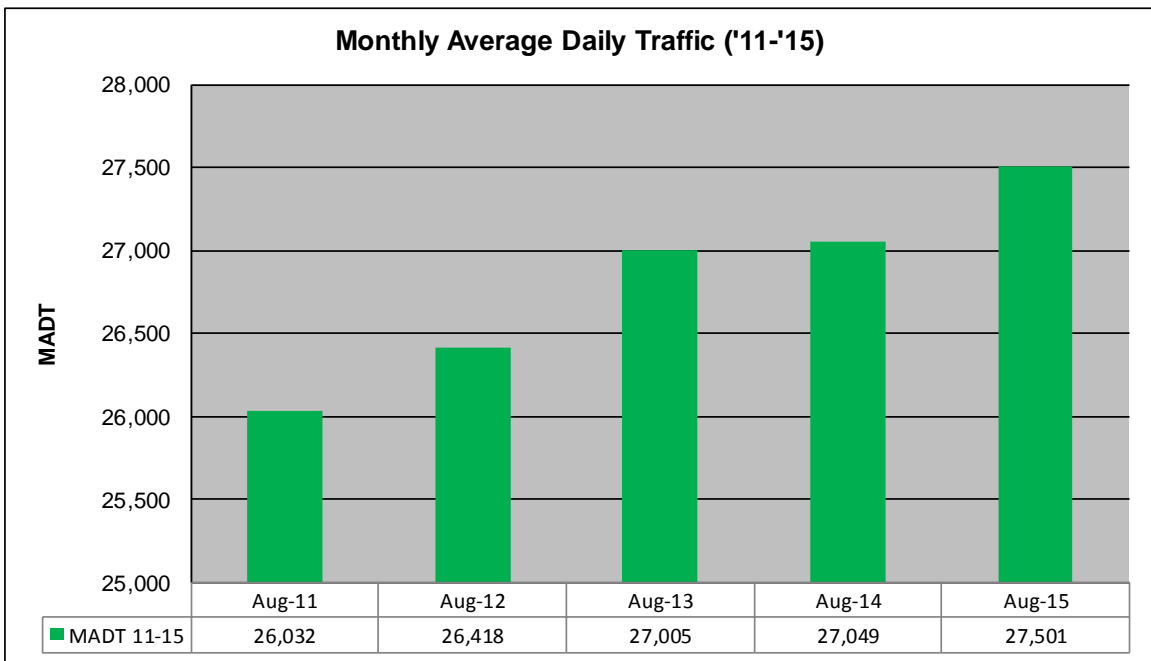
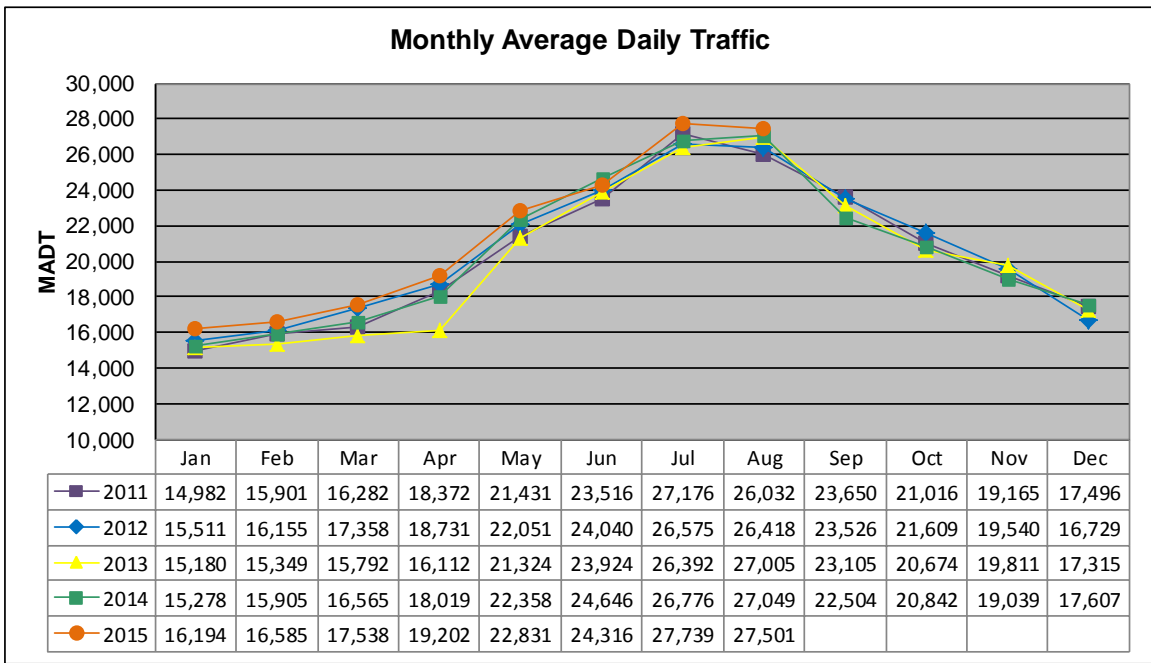


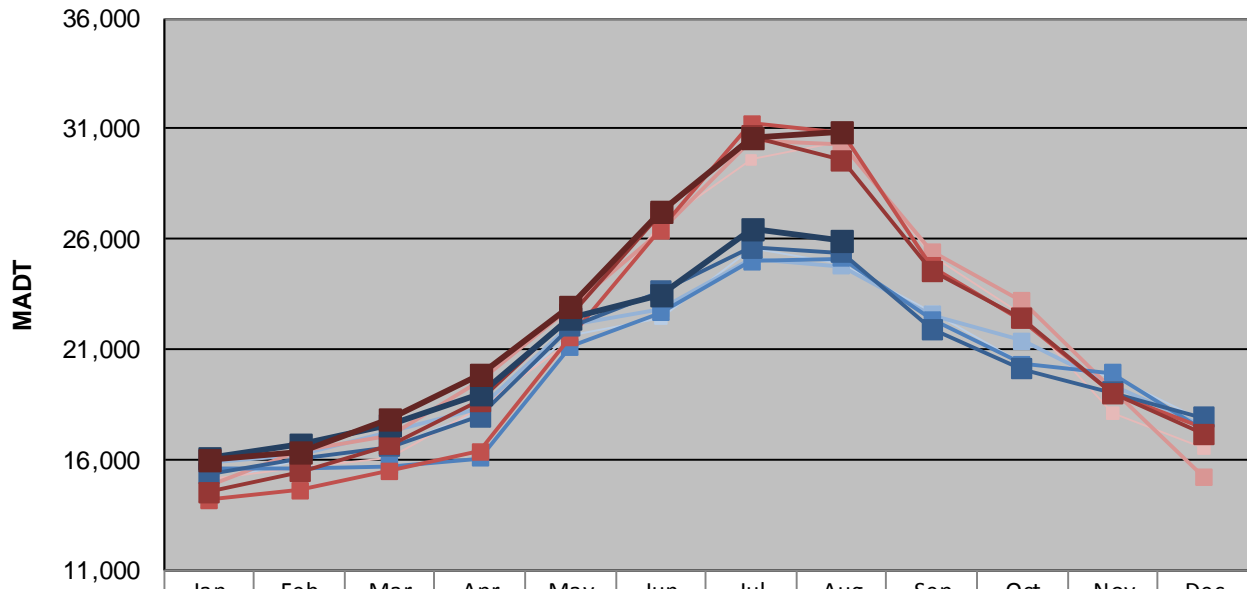
MONTHLY REPORT, STATION NO. 187 (ATR)

AUGUST 2015

Station Measurement: VOLUME/SPEED/CLASS		
Route: TH 10	Route Direction: N/S	Lanes: 4
County: Benton	Closest City: Rice	
Functional Class: Rural Principal Arterial - Other		
Location: .8 MI S OF CR40 (155TH ST NW), N OF RICE		
Ref Post: 160+00.404	True Mile: 163.637	Sequence No. 6775
Volume: 852,537		MADT: 27,501
Weekday (M-F) MADT: 25,940		Weekend (Sa-Su) MADT: 19,874



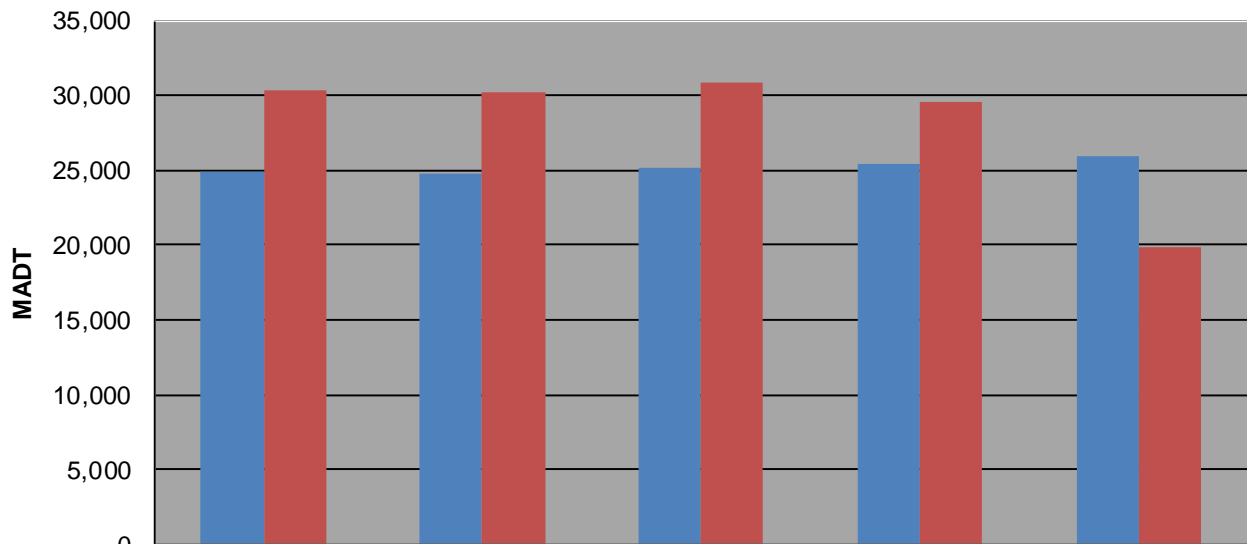
Weekday (WD)/Weekend (WE) Monthly Average Daily Traffic



	Jan	Feb	Mar	Apr	May	Jun	Jul	Aug	Sep	Oct	Nov	Dec
'11 WD	14,958	15,984	16,514	18,158	21,592	22,450	25,554	24,880	22,678	20,388	19,754	17,758
'11 WE	15,134	15,668	16,068	18,402	21,394	26,714	29,586	30,410	25,256	22,574	18,110	16,512
'12 WD	15,872	16,196	17,278	18,344	22,126	22,824	25,080	24,788	22,582	21,392	19,406	17,538
'12 WE	14,816	16,420	17,100	19,594	22,888	26,334	30,504	30,262	25,416	23,190	19,182	15,240
'13 WD	15,618	15,642	15,698	16,078	21,116	22,678	24,988	25,118	22,334	20,332	19,938	17,390
'13 WE	14,170	14,616	15,488	16,392	21,546	26,416	31,252	30,834	24,750	22,314	19,034	17,442
'14 WD	15,360	16,082	16,572	17,970	22,024	23,606	25,596	25,404	21,924	20,088	19,048	17,912
'14 WE	14,526	15,466	16,670	18,650	22,558	27,166	30,656	29,556	24,546	22,402	19,022	17,178
'15 WD	16,082	16,684	17,590	19,022	22,398	23,492	26,456	25,940				
'15 WE	16,032	16,338	17,840	19,874	22,982	27,236	30,564	30,896				

Note: 'Weekday' defined as Monday-Friday, 'Weekend' defined as Saturday-Sunday

Weekday/Weekend Monthly Average Daily Traffic ('11-'15)



	Aug-11	Aug-12	Aug-13	Aug-14	Aug-15
Weekday	24,880	24,788	25,118	25,404	25,940
Weekend	30,410	30,262	30,834	29,556	19,874