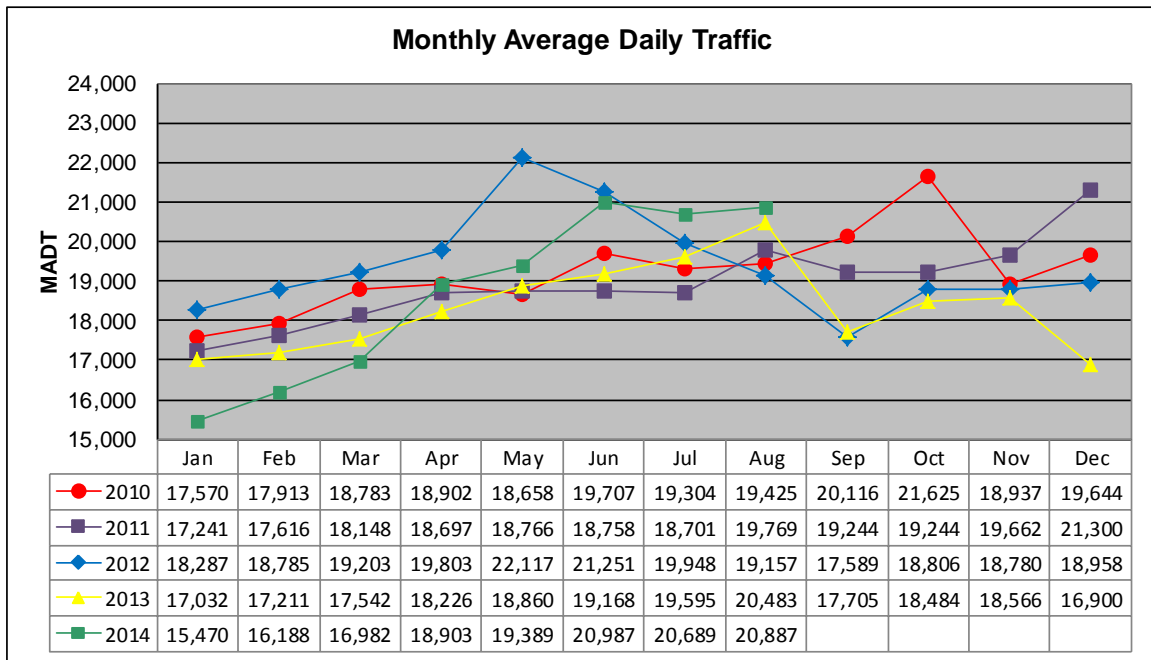


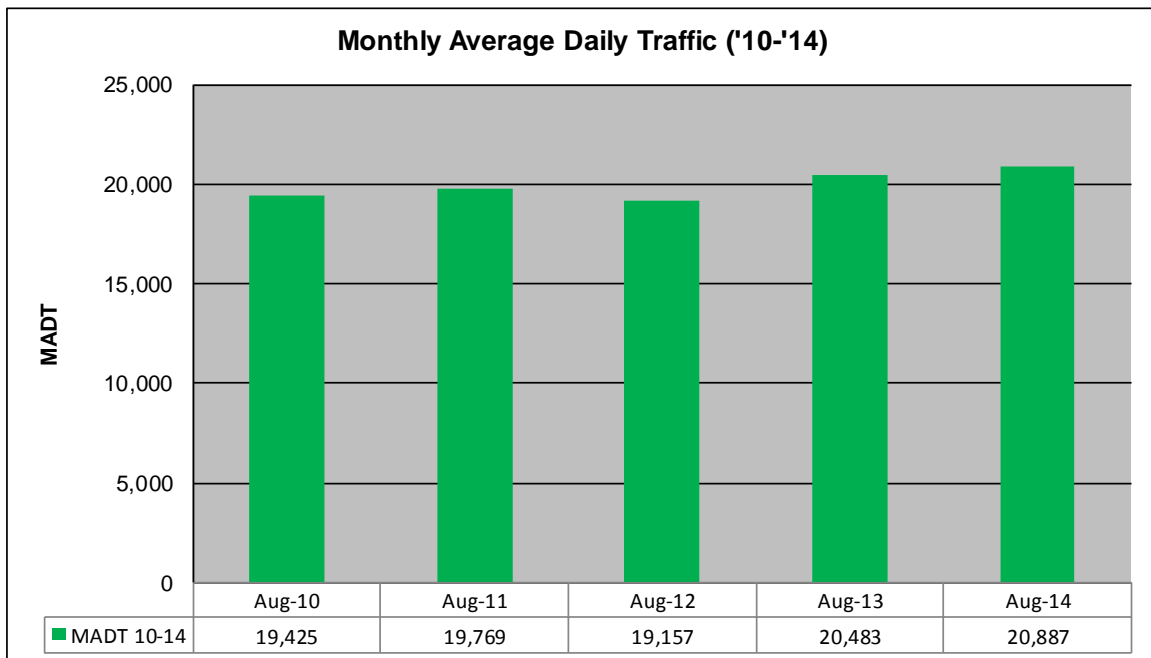
# MONTHLY REPORT, STATION NO. 402 (ATR)

## AUGUST 2014

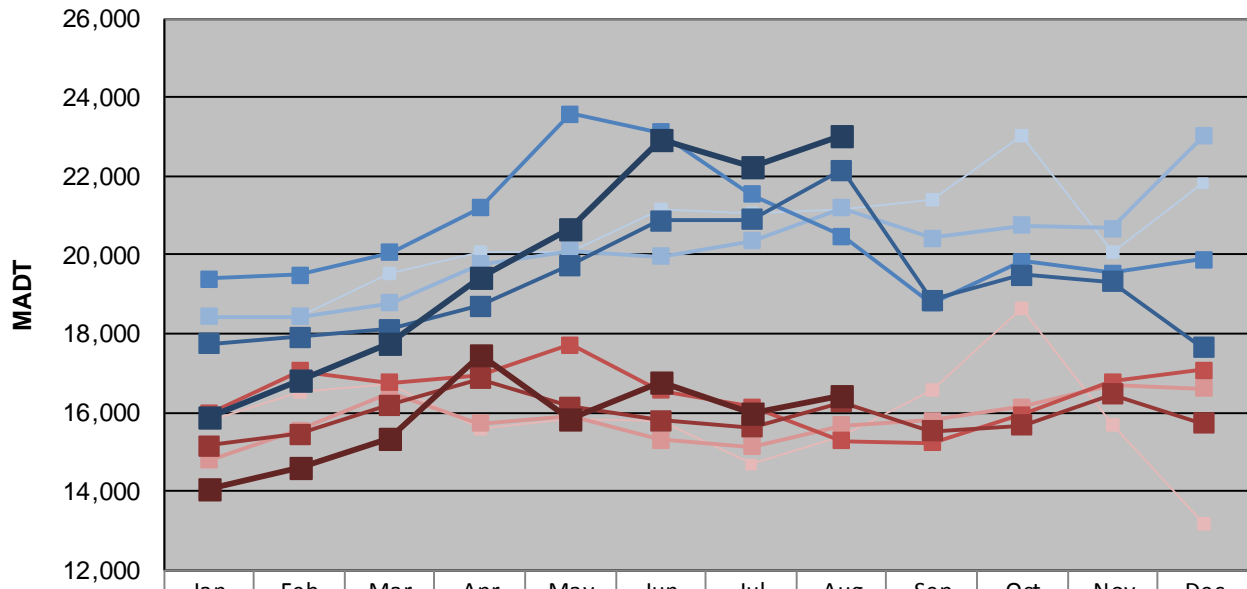
|   |                      |                                     |
|---|----------------------|-------------------------------------|
| Station Measurement: VOLUME/SPEED/CLASS     |                      |                                     |
| Route: CSAH 31                              | Route Direction: N/S | Lanes: 4                            |
| County: Hennepin                            | Closest City: Edina  |                                     |
| Functional Class: Urban Minor Arterial      |                      |                                     |
| Location: S OF MSAS145 (W 70TH ST) IN EDINA |                      |                                     |
| Ref Post: 001+00.100                        | True Mile: 1.1       | Sequence No. 9881                   |
| <b>Volume: 647,502</b>                      |                      | <b>MADT: 20,887</b>                 |
| <b>Weekday (M-F) MADT: 23,002</b>           |                      | <b>Weekend (Sa-Su) MADT: 16,444</b> |



Note: Increase in traffic September/October 2010 and May/June 2012 due to construction on I-35W



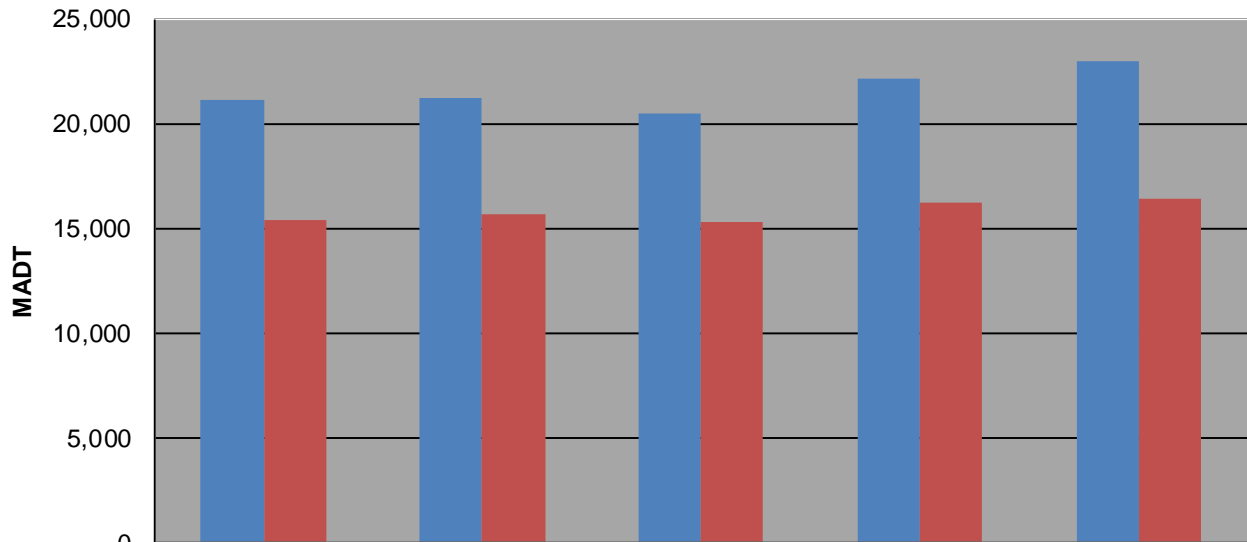
### Weekday (WD)/Weekend (WE) Monthly Average Daily Traffic



|        | Jan    | Feb    | Mar    | Apr    | May    | Jun    | Jul    | Aug    | Sep    | Oct    | Nov    | Dec    |
|--------|--------|--------|--------|--------|--------|--------|--------|--------|--------|--------|--------|--------|
| '10 WD | 18,442 | 18,464 | 19,532 | 20,066 | 20,088 | 21,130 | 21,046 | 21,170 | 21,380 | 23,002 | 20,092 | 21,824 |
| '10 WE | 15,772 | 16,538 | 16,732 | 15,602 | 15,816 | 15,772 | 14,688 | 15,406 | 16,552 | 18,628 | 15,692 | 13,168 |
| '11 WD | 18,432 | 18,434 | 18,774 | 19,758 | 20,100 | 19,950 | 20,346 | 21,200 | 20,420 | 20,752 | 20,664 | 23,008 |
| '11 WE | 14,780 | 15,544 | 16,478 | 15,710 | 15,894 | 15,312 | 15,124 | 15,664 | 15,788 | 16,140 | 16,708 | 16,618 |
| '12 WD | 19,398 | 19,478 | 20,056 | 21,192 | 23,590 | 23,118 | 21,532 | 20,482 | 18,774 | 19,844 | 19,542 | 19,894 |
| '12 WE | 15,980 | 17,044 | 16,754 | 16,958 | 17,704 | 16,558 | 16,150 | 15,274 | 15,220 | 15,950 | 16,792 | 17,080 |
| '13 WD | 17,740 | 17,914 | 18,112 | 18,700 | 19,740 | 20,858 | 20,894 | 22,138 | 18,848 | 19,490 | 19,306 | 17,644 |
| '13 WE | 15,146 | 15,454 | 16,178 | 16,850 | 16,134 | 15,788 | 15,612 | 16,268 | 15,524 | 15,668 | 16,472 | 15,714 |
| '14 WD | 15,864 | 16,830 | 17,774 | 19,422 | 20,640 | 22,932 | 22,240 | 23,002 |        |        |        |        |
| '14 WE | 14,052 | 14,586 | 15,334 | 17,448 | 15,822 | 16,752 | 15,964 | 16,444 |        |        |        |        |

Note: 'Weekday' defined as Monday-Friday, 'Weekend' defined as Saturday-Sunday

### Weekday/Weekend Monthly Average Daily Traffic ('10-'14)



|         | Aug-10 | Aug-11 | Aug-12 | Aug-13 | Aug-14 |
|---------|--------|--------|--------|--------|--------|
| Weekday | 21,170 | 21,200 | 20,482 | 22,138 | 23,002 |
| Weekend | 15,406 | 15,664 | 15,274 | 16,268 | 16,444 |