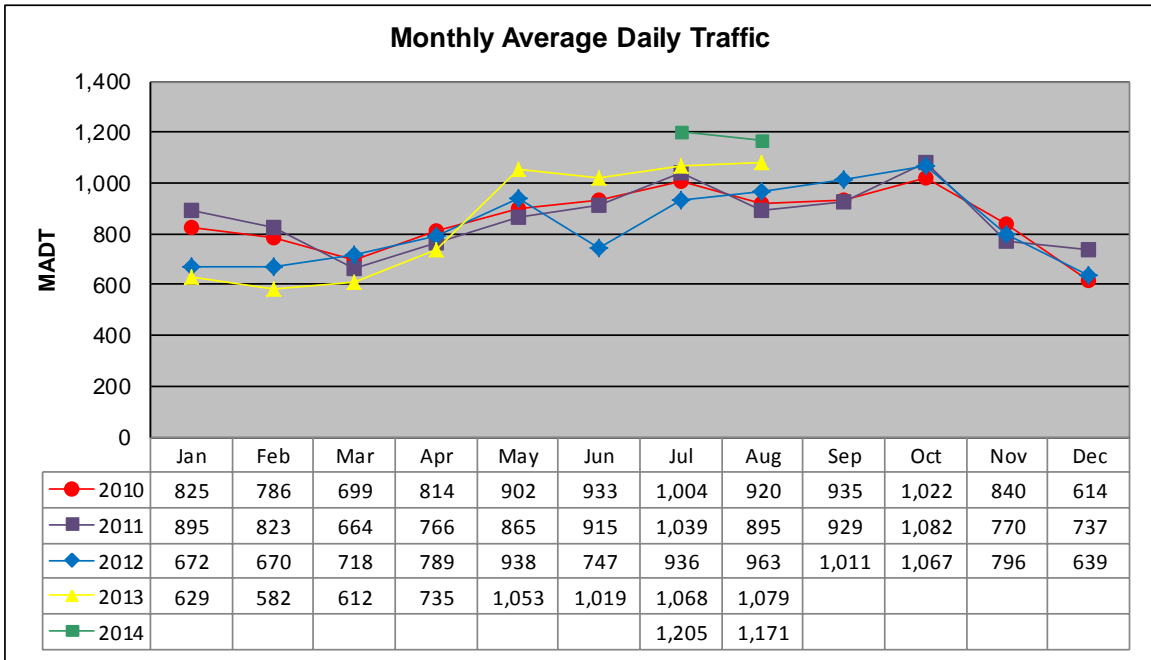


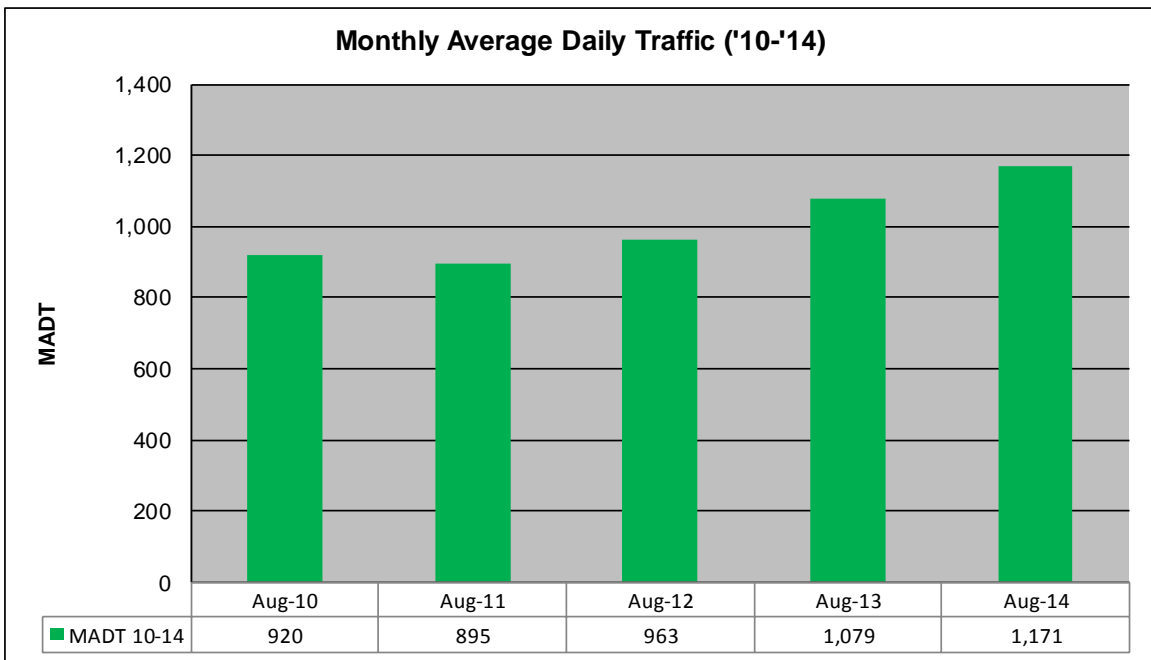
# MONTHLY REPORT, STATION NO. 218 (ATR)

## AUGUST 2014

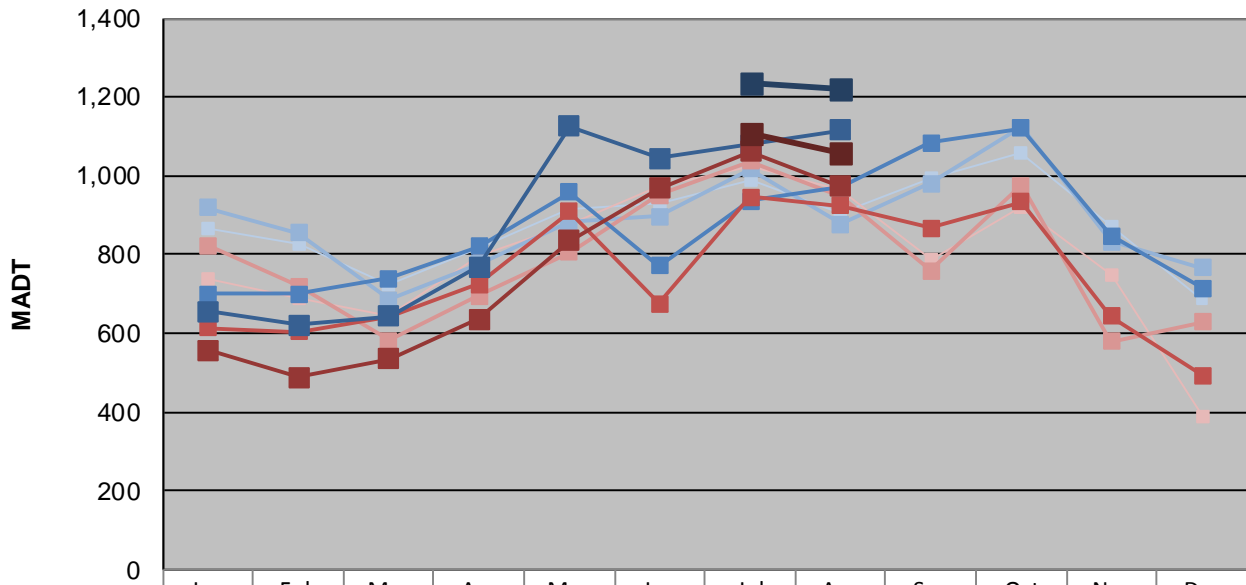
|  |                      |                                    |
|--|----------------------|------------------------------------|
| Station Measurement: VOLUME/SPEED/CLASS      |                      |                                    |
| Route: TH 29                                 | Route Direction: N/S | Lanes: 2                           |
| County: Chippewa                             |                      | Closest City: Montevideo           |
| Functional Class: Rural Minor Arterial       |                      |                                    |
| Location: S OF 120TH ST SE, NE OF MONTEVIDEO |                      |                                    |
| Ref Post: 021+00.260                         | True Mile: 21.098    | Sequence No. 6743                  |
| <b>Volume: 36,287</b>                        |                      | <b>MADT: 1,171</b>                 |
| <b>Weekday (M-F) MADT: 1,222</b>             |                      | <b>Weekend (Sa-Su) MADT: 1,056</b> |



Note: No data available from September 2013 to June 2014... Decrease in traffic June 2012 due to construction on TH 29



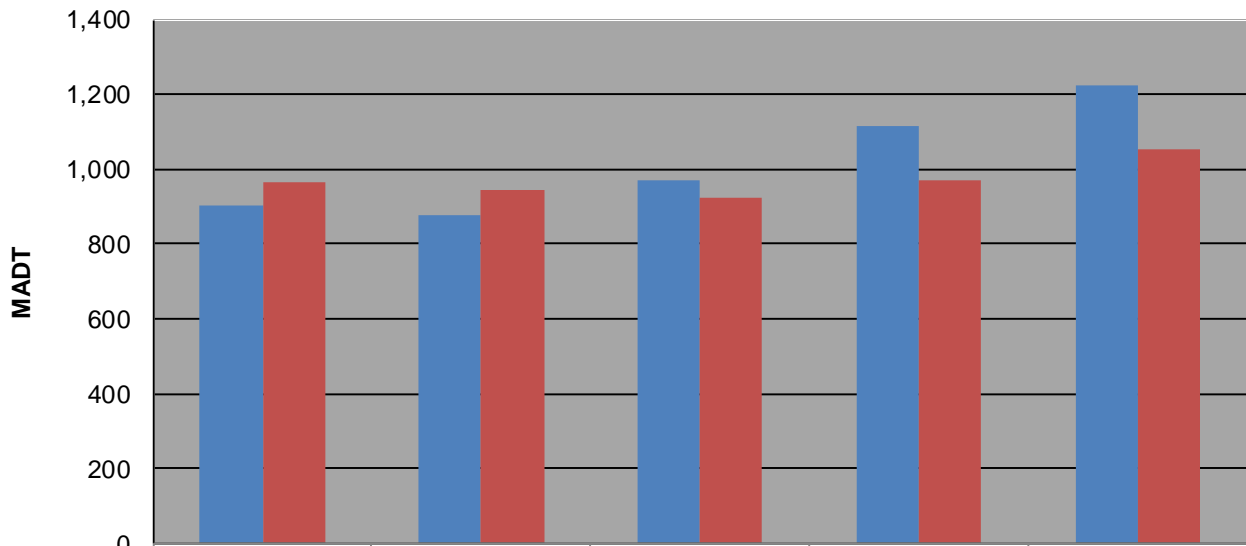
**Weekday (WD)/Weekend (WE) Monthly Average Daily Traffic**



|        | Jan | Feb | Mar | Apr | May   | Jun   | Jul   | Aug   | Sep   | Oct   | Nov | Dec |
|--------|-----|-----|-----|-----|-------|-------|-------|-------|-------|-------|-----|-----|
| '10 WD | 864 | 826 | 724 | 816 | 916   | 928   | 990   | 904   | 994   | 1,056 | 870 | 686 |
| '10 WE | 736 | 688 | 646 | 796 | 876   | 972   | 1,026 | 964   | 788   | 920   | 746 | 386 |
| '11 WD | 920 | 854 | 686 | 776 | 882   | 896   | 1,018 | 876   | 980   | 1,124 | 832 | 766 |
| '11 WE | 822 | 720 | 582 | 694 | 806   | 950   | 1,038 | 946   | 758   | 976   | 578 | 628 |
| '12 WD | 700 | 700 | 740 | 820 | 958   | 772   | 936   | 972   | 1,084 | 1,120 | 848 | 714 |
| '12 WE | 614 | 604 | 644 | 724 | 910   | 674   | 946   | 924   | 866   | 934   | 644 | 494 |
| '13 WD | 656 | 620 | 644 | 768 | 1,126 | 1,044 | 1,078 | 1,116 |       |       |     |     |
| '13 WE | 556 | 488 | 534 | 636 | 836   | 968   | 1,062 | 972   |       |       |     |     |
| '14 WD |     |     |     |     |       |       | 1,236 | 1,222 |       |       |     |     |
| '14 WE |     |     |     |     |       |       | 1,108 | 1,056 |       |       |     |     |

Note: 'Weekday' defined as Monday-Friday, 'Weekend' defined as Saturday-Sunday

**Weekday/Weekend Monthly Average Daily Traffic ('10-'14)**



|         | Aug-10 | Aug-11 | Aug-12 | Aug-13 | Aug-14 |
|---------|--------|--------|--------|--------|--------|
| Weekday | 904    | 876    | 972    | 1,116  | 1,222  |
| Weekend | 964    | 946    | 924    | 972    | 1,056  |