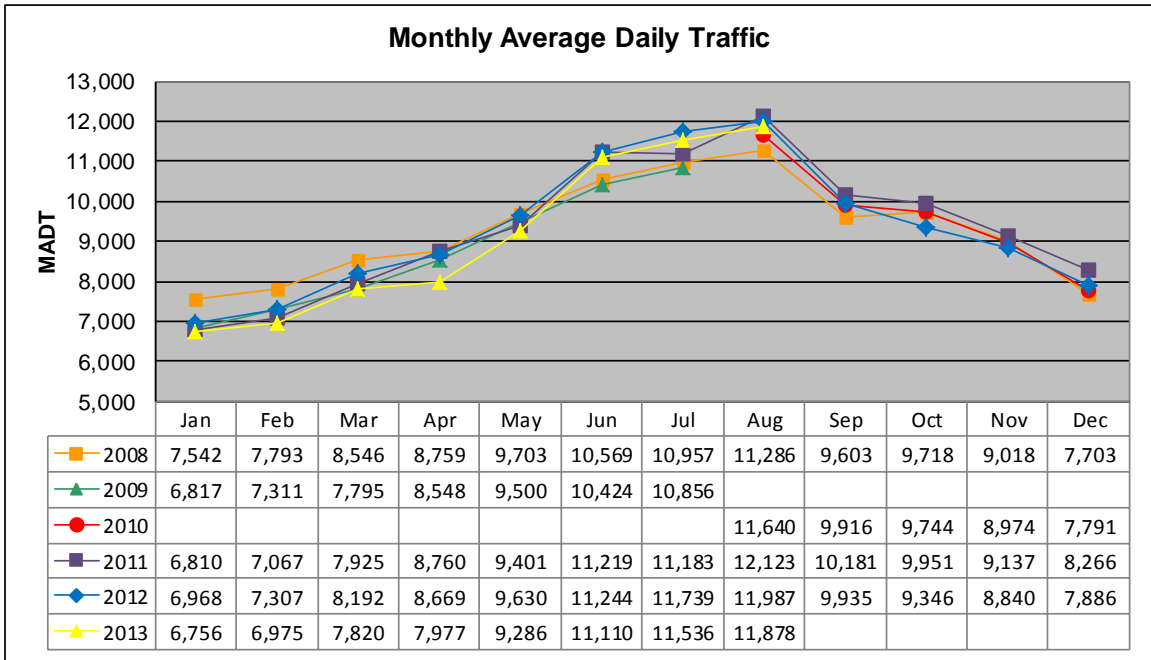


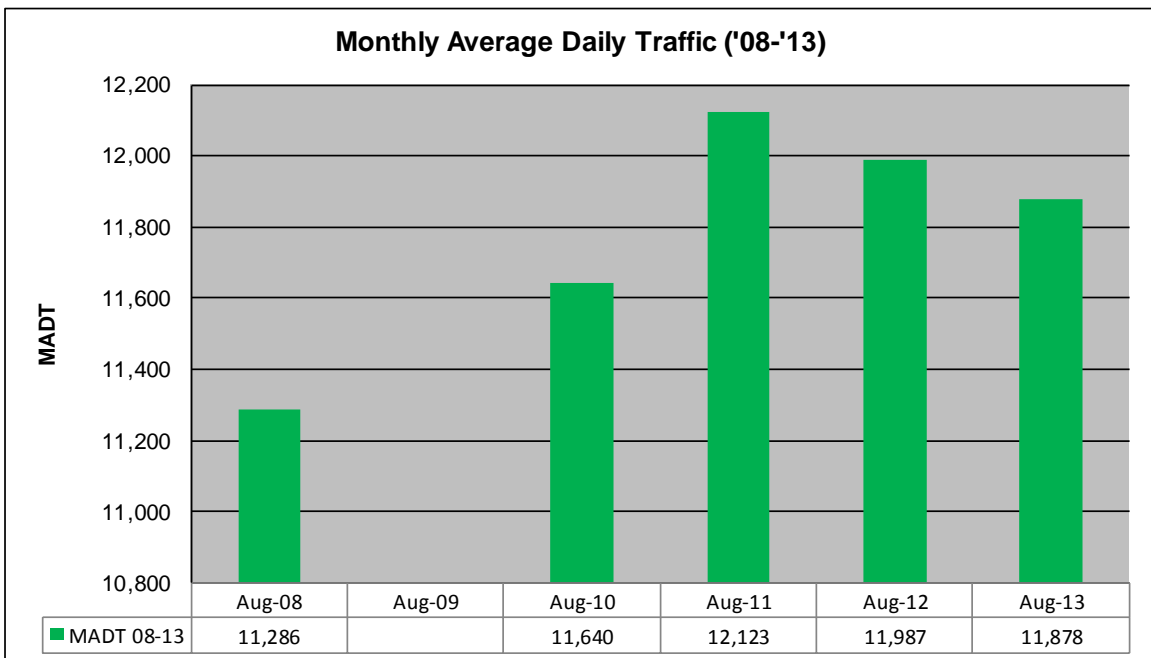
# MONTHLY REPORT, STATION NO. 227 (ATR)

## AUGUST 2013

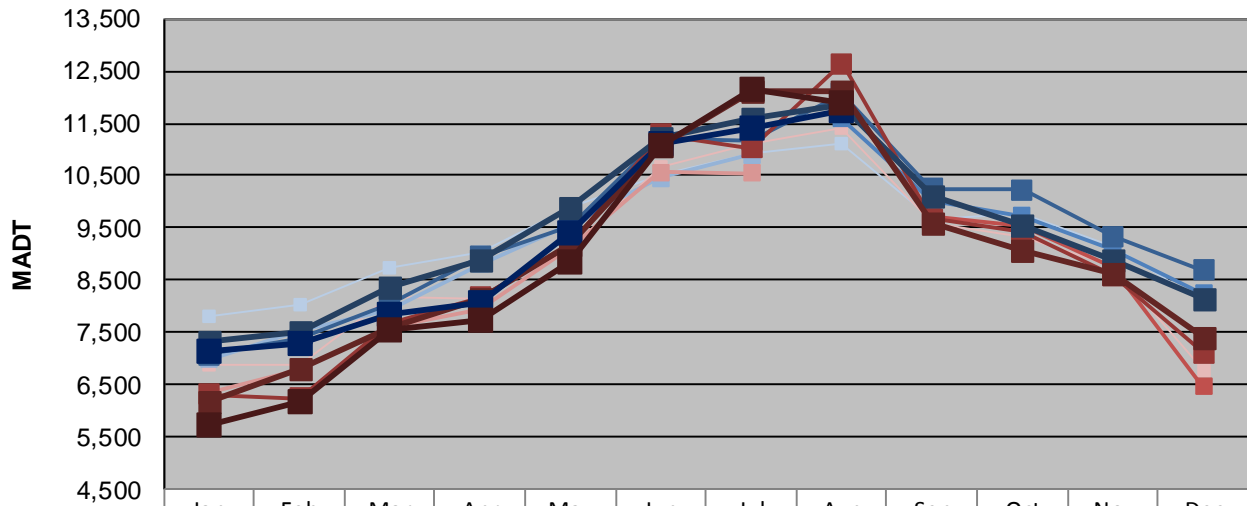
|   |                      |                                     |
|---|----------------------|-------------------------------------|
| Station Measurement: VOLUME/SPEED/CLASS                 |                      |                                     |
| Route: I-90   | Route Direction: E/W | Lanes: 4                            |
| County: Freeborn  |                      | Closest City: Albert Lea            |
| Functional Class: Rural Principal Arterial - Interstate |                      |                                     |
| Location: SW OF TH13, W OF ALBERT LEA                   |                      |                                     |
| Ref Post: 153+00.700                                    | True Mile: 152.36    | Sequence No. 9833                   |
| <b>Volume: 368,224</b>                                  |                      | <b>MADT: 11,878</b>                 |
| <b>Weekday (M-F) MADT: 11,758</b>                       |                      | <b>Weekend (Sa-Su) MADT: 11,900</b> |



Note: No data August 2009 to July 2010 due to sensors destroyed by construction



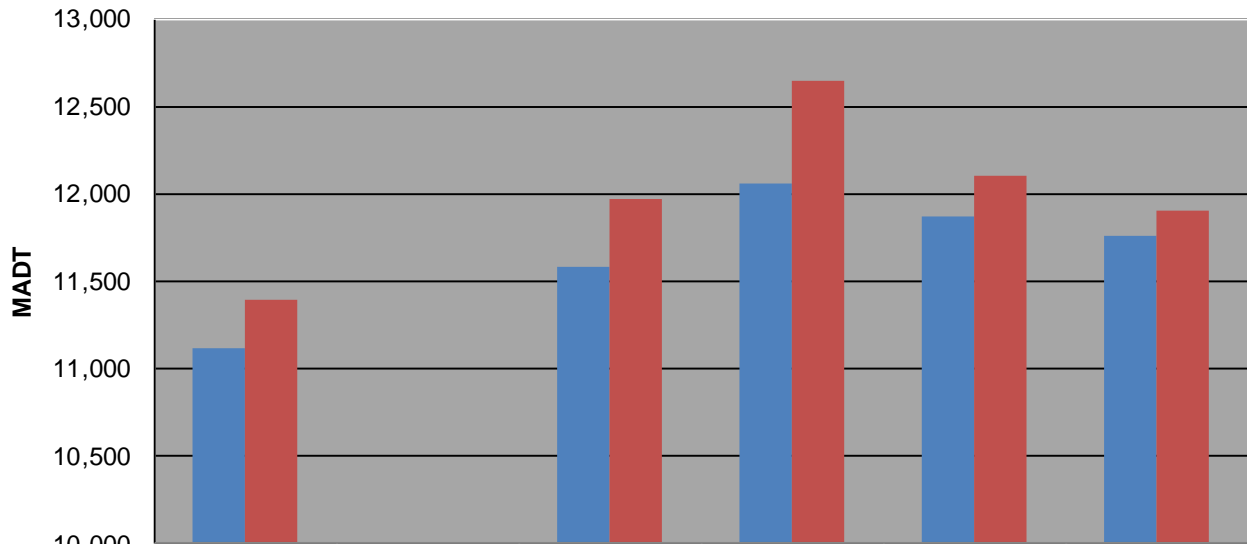
### Weekday (WD)/Weekend (WE) Monthly Average Daily Traffic



|        | Jan   | Feb   | Mar   | Apr   | May   | Jun    | Jul    | Aug    | Sep    | Oct    | Nov   | Dec   |
|--------|-------|-------|-------|-------|-------|--------|--------|--------|--------|--------|-------|-------|
| '08 WD | 7,816 | 8,048 | 8,744 | 9,024 | 9,876 | 10,528 | 10,938 | 11,112 | 9,674  | 9,794  | 9,140 | 8,052 |
| '08 WE | 6,876 | 6,892 | 8,196 | 8,152 | 9,106 | 10,674 | 11,106 | 11,394 | 9,576  | 9,318  | 8,776 | 6,786 |
| '09 WD | 6,992 | 7,522 | 7,952 | 8,802 | 9,588 | 10,446 | 10,904 |        |        |        |       |       |
| '09 WE | 6,340 | 6,788 | 7,598 | 7,924 | 9,124 | 10,558 | 10,540 |        |        |        |       |       |
| '10 WD |       |       |       |       |       |        |        | 11,584 | 10,016 | 9,730  | 9,108 | 8,252 |
| '10 WE |       |       |       |       |       |        |        | 11,972 | 9,722  | 9,540  | 8,756 | 6,470 |
| '11 WD | 7,076 | 7,382 | 8,064 | 8,946 | 9,534 | 11,200 | 11,170 | 12,060 | 10,250 | 10,234 | 9,336 | 8,688 |
| '11 WE | 6,318 | 6,252 | 7,664 | 8,172 | 9,148 | 11,296 | 11,022 | 12,646 | 9,680  | 9,412  | 8,596 | 7,124 |
| '12 WD | 7,316 | 7,518 | 8,374 | 8,876 | 9,870 | 11,220 | 11,598 | 11,864 | 10,112 | 9,544  | 8,874 | 8,144 |
| '12 WE | 6,160 | 6,822 | 7,582 | 8,162 | 9,182 | 11,086 | 12,118 | 12,102 | 9,586  | 9,086  | 8,616 | 7,416 |
| '13 WD | 7,150 | 7,286 | 7,854 | 8,080 | 9,400 | 11,120 | 11,392 | 11,758 |        |        |       |       |
| '13 WE | 5,736 | 6,196 | 7,554 | 7,732 | 8,862 | 11,092 | 12,146 | 11,900 |        |        |       |       |

Note: 'Weekday' defined as Monday-Friday, 'Weekend' defined as Saturday-Sunday

### Weekday/Weekend Monthly Average Daily Traffic ('08-'13)



|         | Aug-08 | Aug-09 | Aug-10 | Aug-11 | Aug-12 | Aug-13 |
|---------|--------|--------|--------|--------|--------|--------|
| Weekday | 11,112 |        | 11,584 | 12,060 | 11,864 | 11,758 |
| Weekend | 11,394 |        | 11,972 | 12,646 | 12,102 | 11,900 |