MONTHLY REPORT, STATION NO. 179 (ATR)

AUGUST 2013

Station Measurement: VOLUME/SPEED/CLASS		
Route: TH 59	Route Direction: N/S	Lanes: 2
County: Lyon	Closest City: Garvin	
Functional Class: Rural Principal Arterial - Other		
Location: AT CSAH14 (110TH ST), E OF GARVIN		
Ref Post: 056+00.631	True Mile: 54.394	Sequence No. 6746
Volume: 72,318	**MADT: 2,333**	
Weekday (M-F) MADT: 2,378	**Weekend (Sa-Su) MADT: 2,168**	

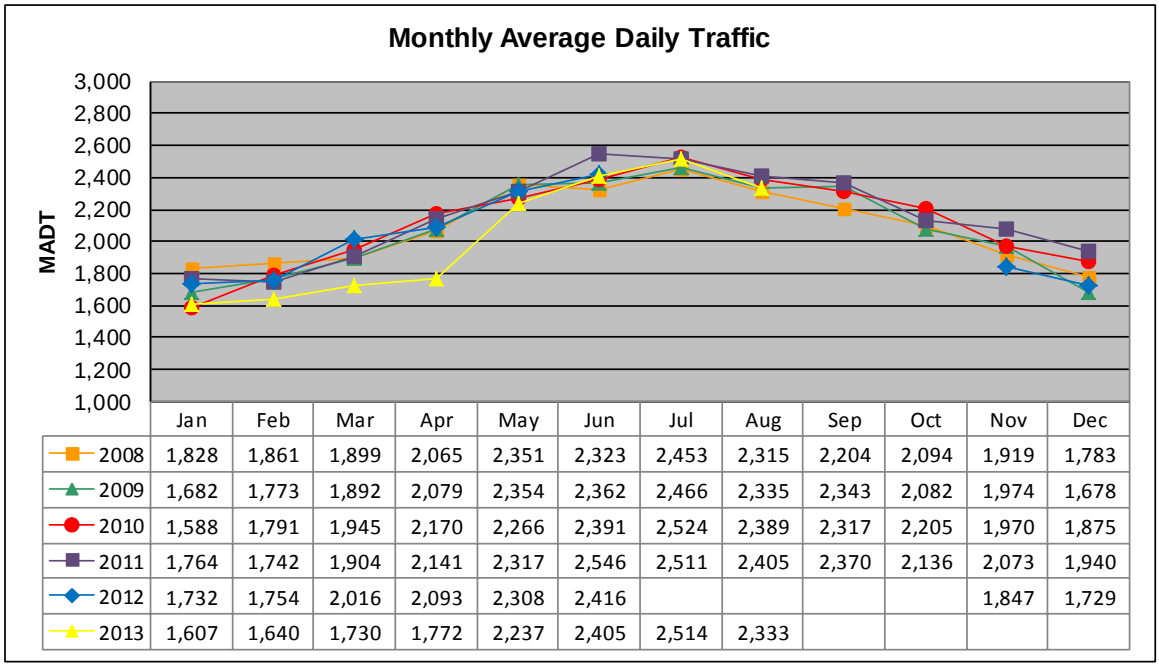

	Jan	Feb	Mar	Apr	May	Jun	Jul	Aug	Sep	Oct	Nov	Dec
2008	1,828	1,861	1,899	2,065	2,351	2,323	2,453	2,315	2,204	2,094	1,919	1,783
2009	1,682	1,773	1,892	2,079	2,354	2,362	2,466	2,335	2,343	2,082	1,974	1,678
2010	1,588	1,791	1,945	2,170	2,266	2,391	2,524	2,389	2,317	2,205	1,970	1,875
2011	1,764	1,742	1,904	2,141	2,317	2,546	2,511	2,405	2,370	2,136	2,073	1,940
2012	1,732	1,754	2,016	2,093	2,308	2,416					1,847	1,729
2013	1,607	1,640	1,730	1,772	2,237	2,405	2,514	2,333				

Note: No data from July to October 2012 due to construction on CSAH 14

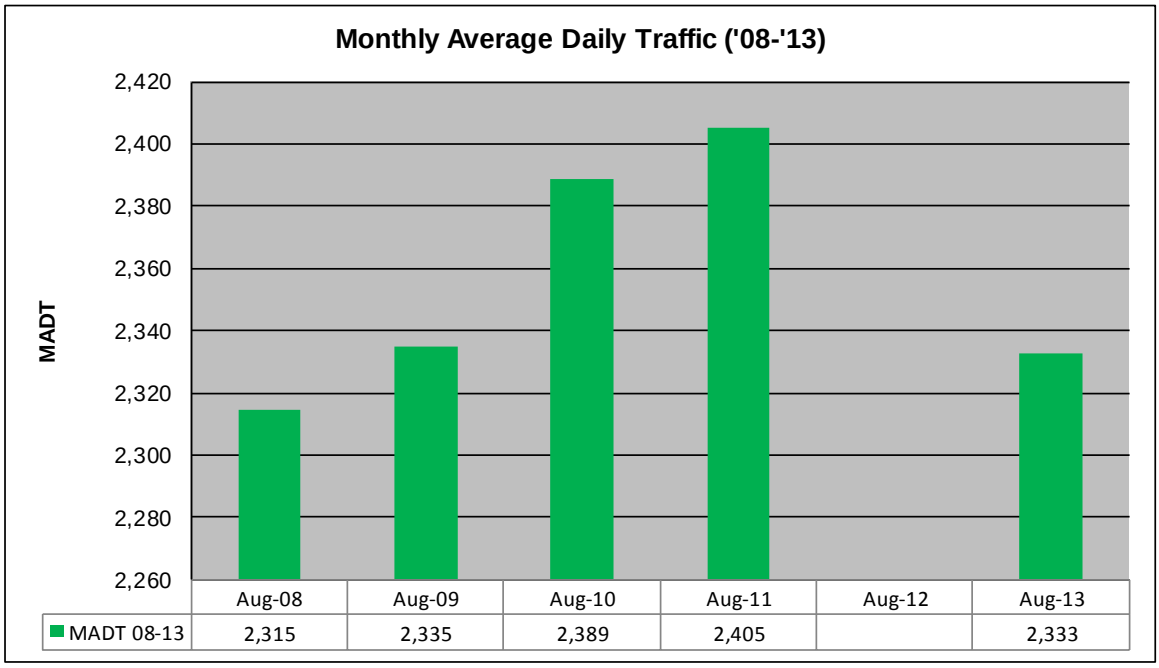

	Aug-08	Aug-09	Aug-10	Aug-11	Aug-12	Aug-13
MADT 08-13	2,315	2,335	2,389	2,405		2,333

Weekday (WD)/Weekend (WE) Monthly Average Daily Traffic

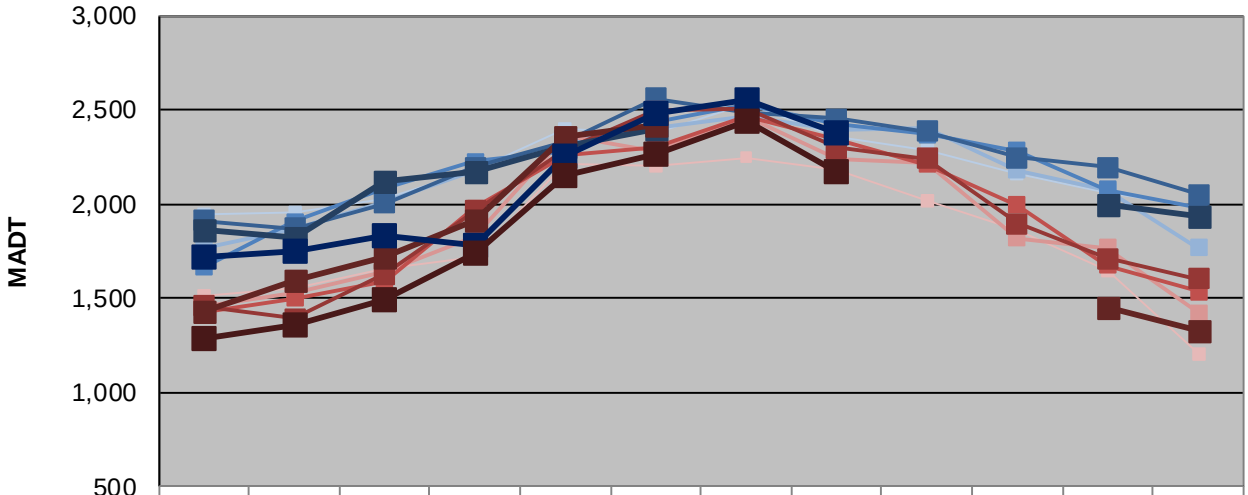

	Jan	Feb	Mar	Apr	May	Jun	Jul	Aug	Sep	Oct	Nov	Dec
'08 WD	1,946	1,960	2,026	2,186	2,396	2,378	2,532	2,360	2,282	2,164	2,056	1,990
'08 WE	1,516	1,554	1,658	1,720	2,210	2,204	2,246	2,184	2,022	1,862	1,646	1,200
'09 WD	1,766	1,872	2,012	2,174	2,334	2,402	2,460	2,390	2,400	2,178	2,072	1,766
'09 WE	1,456	1,524	1,644	1,828	2,366	2,284	2,460	2,234	2,218	1,818	1,768	1,424
'10 WD	1,664	1,908	2,080	2,228	2,276	2,430	2,524	2,426	2,368	2,280	2,078	1,984
'10 WE	1,424	1,500	1,590	1,976	2,256	2,300	2,466	2,344	2,208	1,996	1,676	1,534
'11 WD	1,910	1,872	2,002	2,196	2,332	2,558	2,482	2,452	2,386	2,244	2,194	2,052
'11 WE	1,458	1,390	1,630	1,964	2,286	2,494	2,508	2,296	2,242	1,896	1,712	1,604
'12 WD	1,862	1,824	2,116	2,176	2,304	2,396					1,996	1,932
'12 WD	1,434	1,592	1,720	1,916	2,354	2,414					1,450	1,322
'13 WD	1,722	1,754	1,828	1,780	2,256	2,478	2,554	2,378				
'13 WE	1,290	1,356	1,496	1,738	2,156	2,260	2,440	2,168				

Note: 'Weekday' defined as Monday-Friday, 'Weekend' defined as Saturday-Sunday

Weekday/Weekend Monthly Average Daily Traffic ('08-'13)

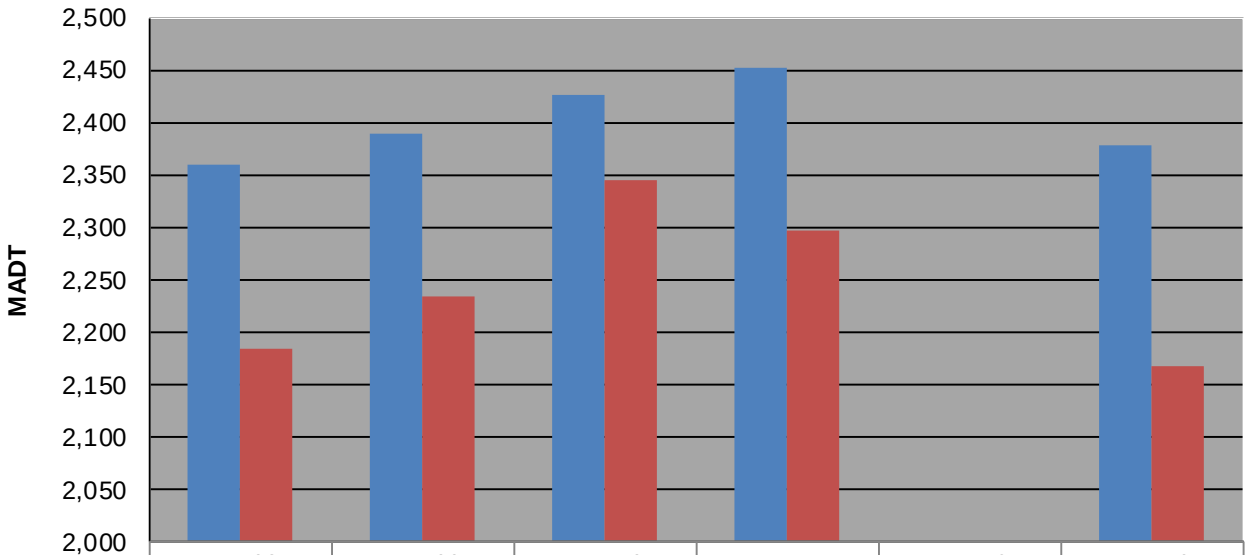

	Aug-08	Aug-09	Aug-10	Aug-11	Aug-12	Aug-13
Weekday	2,360	2,390	2,426	2,452		2,378
Weekend	2,184	2,234	2,344	2,296		2,168