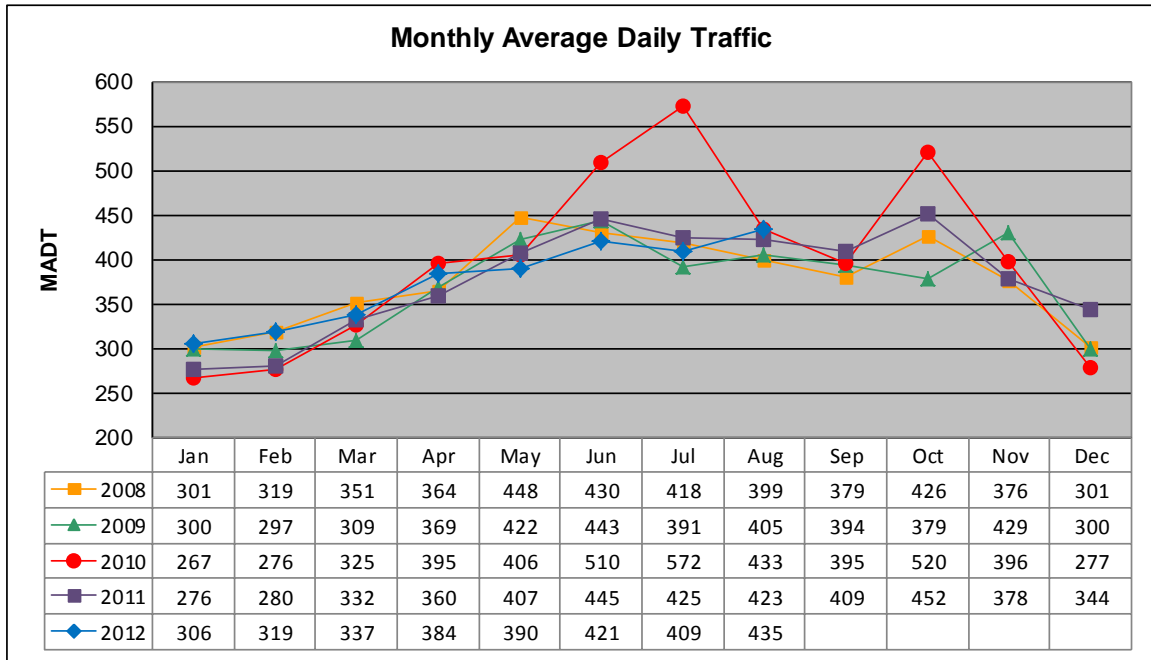


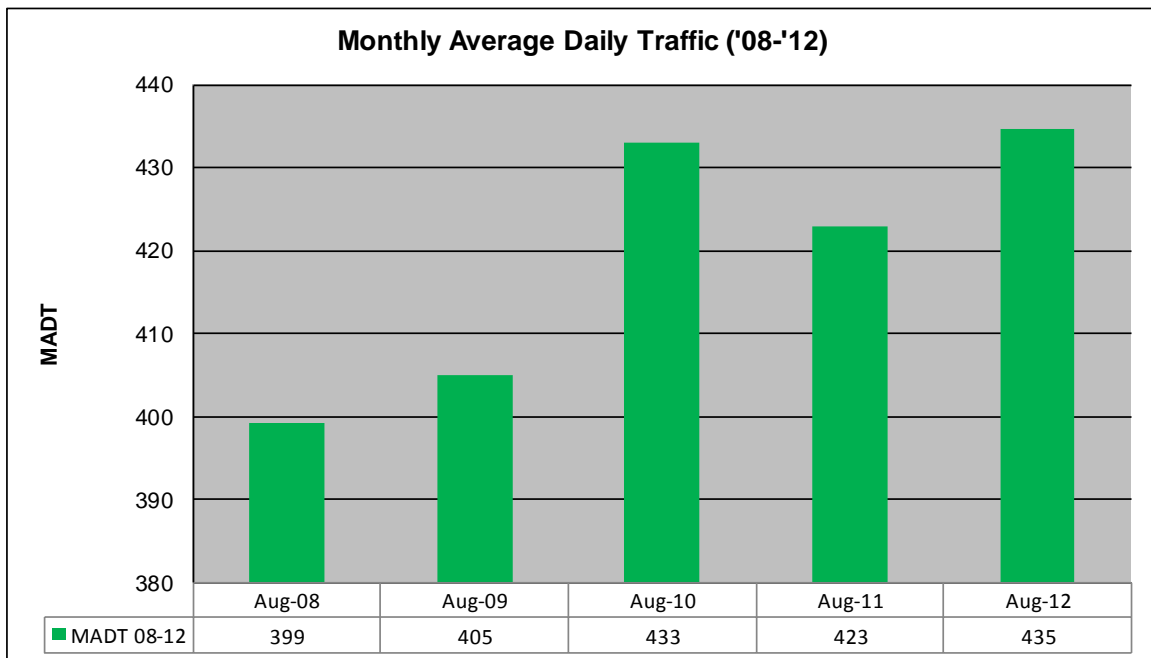
# MONTHLY REPORT, STATION NO. 54 (ATR)

## AUGUST 2012

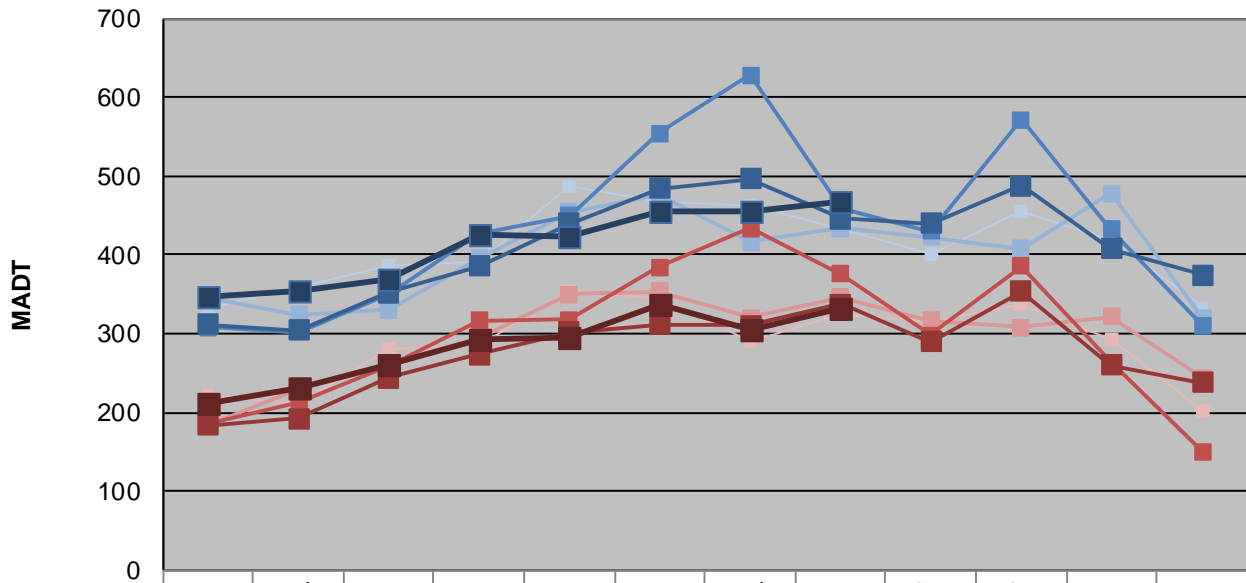
Station Measurement: VOLUME/SPEED/CLASS		
Route: CSAH 1	Route Direction: N/S	Lanes: 2
County: Dodge		Closest City: West Concord
Functional Class: Rural Major Collector		
Location: .5 MI S OF CSAH24, W OF WEST CONCORD		
Ref Post: 011+00.440	True Mile: 11.44	Sequence No. 9818
<b>Volume: 13,477</b>		<b>MADT: 435</b>
<b>Weekday (M-F) MADT: 454</b>		<b>Weekend (Sa-Su) MADT: 304</b>



Note: Increase in traffic June/July 2010 due to detour from TH 14 and October 2010 from hunting openers



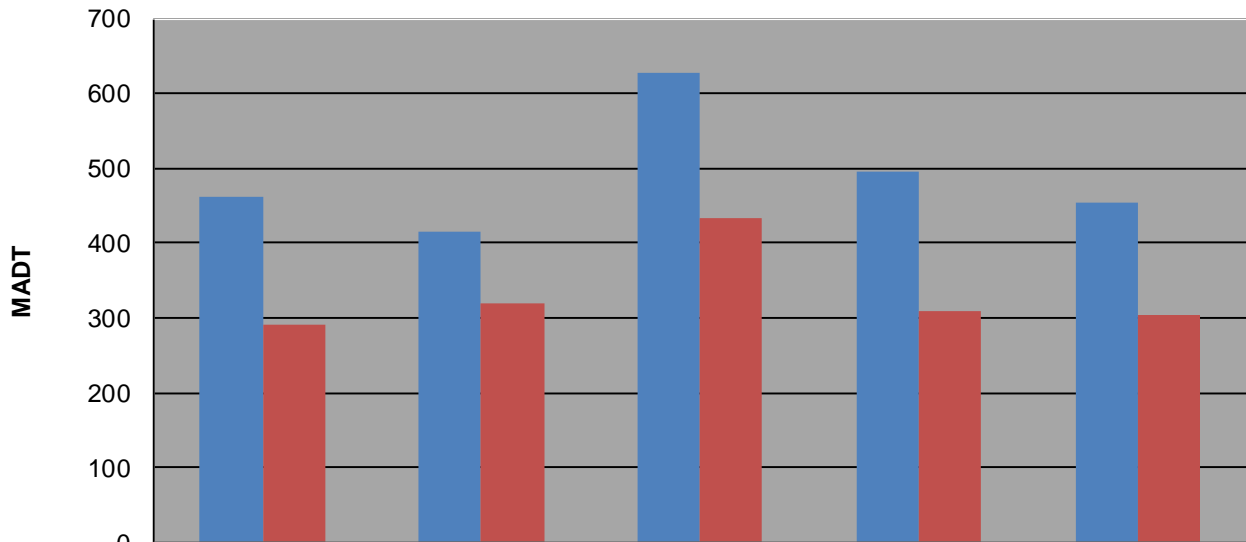
**Weekday (WD)/Weekend (WE) Monthly Average Daily Traffic**



	Jan	Feb	Mar	Apr	May	Jun	Jul	Aug	Sep	Oct	Nov	Dec
'08 WD	332	358	386	392	486	468	462	434	402	456	418	334
'08 WE	220	212	280	284	354	344	290	324	314	336	292	202
'09 WD	346	324	330	396	454	476	416	434	422	408	478	320
'09 WE	182	230	262	294	350	354	320	346	316	308	322	244
'10 WD	308	302	350	426	450	554	628	458	430	572	432	310
'10 WE	186	212	260	316	318	384	434	376	298	386	264	150
'11 WD	312	304	352	386	440	484	496	446	440	488	408	374
'11 WE	184	192	244	274	302	312	310	338	290	354	260	238
'12 WD	348	354	370	426	422	456	454	468				
'12 WE	212	230	260	292	294	338	304	332				

Note: 'Weekday' defined as Monday-Friday, 'Weekend' defined as Saturday-Sunday

**Weekday/Weekend Monthly Average Daily Traffic ('08-'12)**



	Aug-08	Aug-09	Aug-10	Aug-11	Aug-12
Weekday	462	416	628	496	454
Weekend	290	320	434	310	304