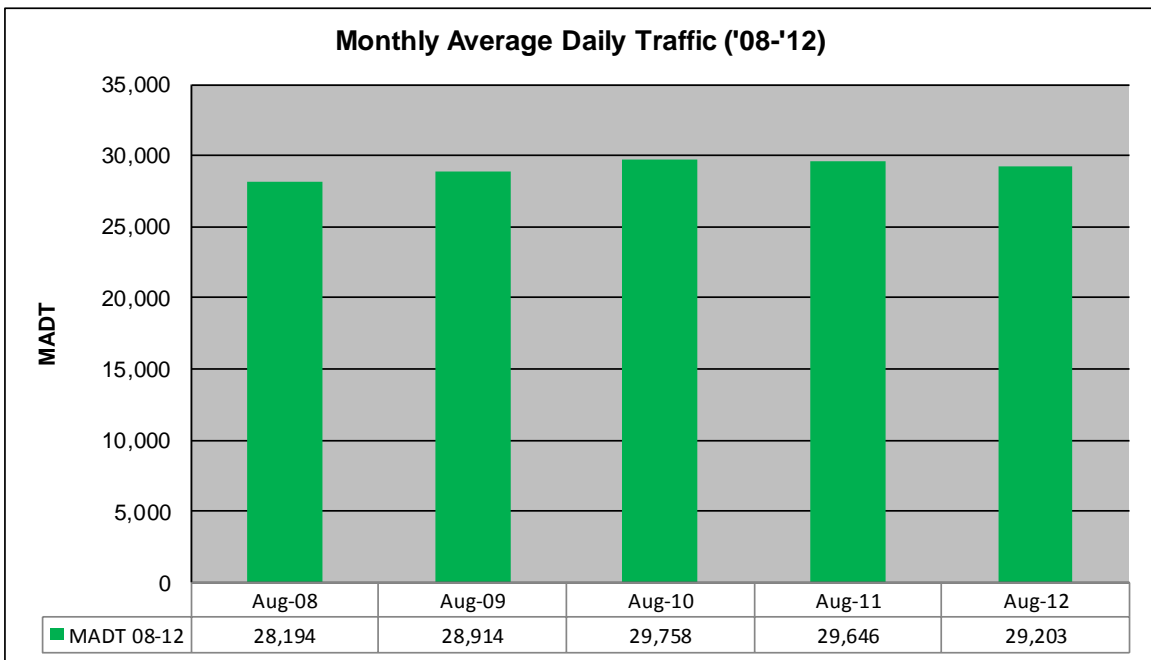
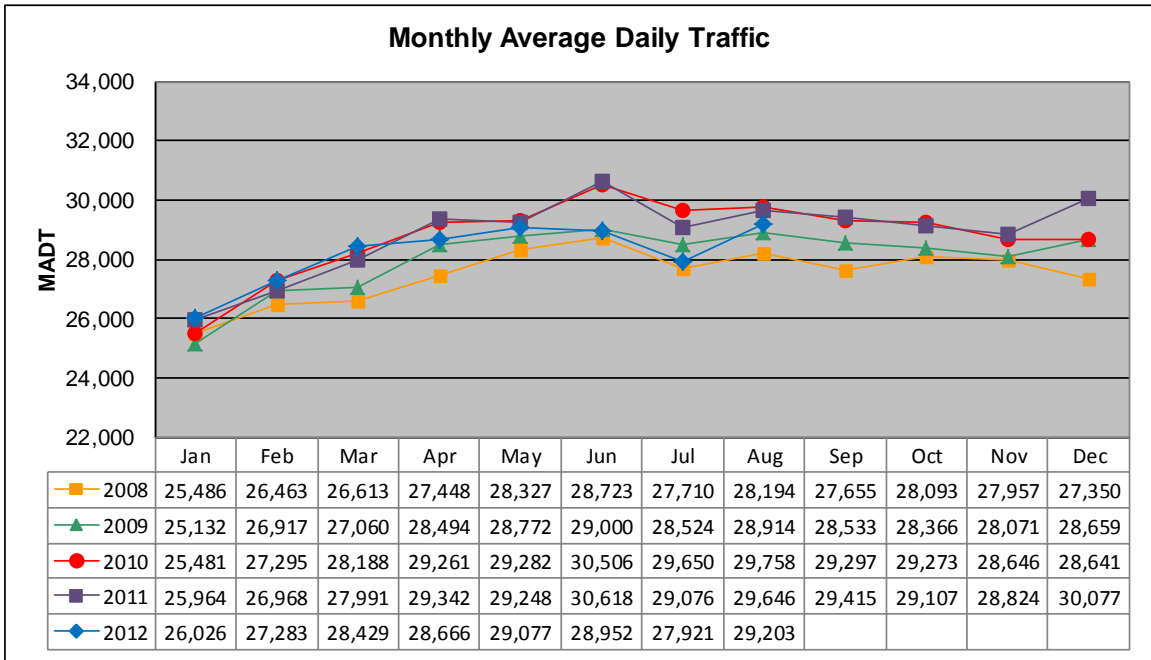
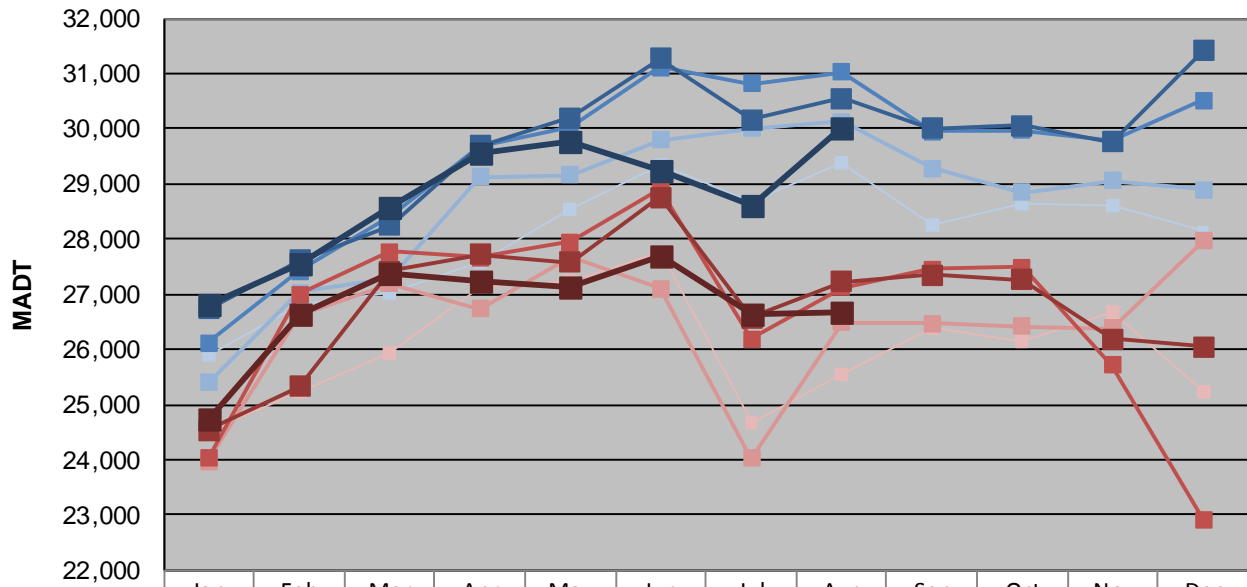


# MONTHLY REPORT, STATION NO. 420 (ATR) AUGUST 2012

Station Measurement: VOLUME		
Route: CSAH 42	Route Direction: E/W	Lanes: 6
County: Dakota		Closest City: Burnsville
Functional Class: Urban Other Principal Arterial		
Location: W OF MSAS101 (PORTLAND AVE) IN BURNSVILLE		
Ref Post: 003+00.070	True Mile: 3.07	Sequence No. 9892
<b>Volume: 905,280</b>		<b>MADT: 29,203</b>
<b>Weekday (M-F) MADT: 28,592</b>		<b>Weekend (Sa-Su) MADT: 26,630</b>



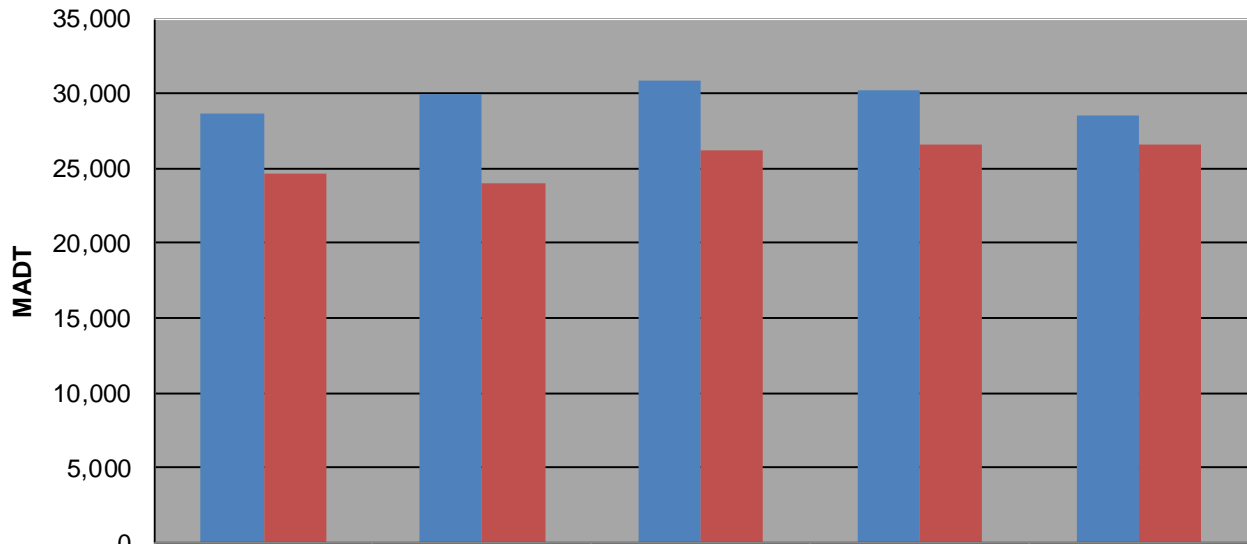
### Weekday (WD)/Weekend (WE) Monthly Average Daily Traffic



	Jan	Feb	Mar	Apr	May	Jun	Jul	Aug	Sep	Oct	Nov	Dec
'08 WD	25,886	26,800	27,034	27,572	28,522	29,330	28,692	29,376	28,252	28,654	28,602	28,144
'08 WE	24,524	25,240	25,942	27,130	27,220	27,762	24,664	25,556	26,396	26,140	26,666	25,214
'09 WD	25,402	27,034	27,302	29,134	29,154	29,798	30,002	30,128	29,282	28,846	29,056	28,892
'09 WE	23,974	26,624	27,198	26,730	27,682	27,108	24,024	26,482	26,468	26,414	26,390	27,962
'10 WD	26,124	27,414	28,430	29,692	30,040	31,108	30,820	31,024	29,960	29,962	29,796	30,520
'10 WE	24,030	26,996	27,776	27,670	27,944	28,910	26,188	27,126	27,452	27,496	25,714	22,912
'11 WD	26,726	27,612	28,254	29,686	30,192	31,266	30,158	30,552	30,004	30,064	29,754	31,406
'11 WE	24,542	25,332	27,416	27,720	27,582	28,756	26,570	27,232	27,348	27,266	26,192	26,050
'12 WD	26,820	27,566	28,584	29,556	29,766	29,226	28,592	30,000				
'12 WE	24,748	26,622	27,384	27,224	27,122	27,698	26,630	26,674				

Note: 'Weekday' defined as Monday-Friday, 'Weekend' defined as Saturday-Sunday

### Weekday/Weekend Monthly Average Daily Traffic ('07-'11)



	Aug-08	Aug-09	Aug-10	Aug-11	Aug-12
Weekday	28,692	30,002	30,820	30,158	28,592
Weekend	24,664	24,024	26,188	26,570	26,630