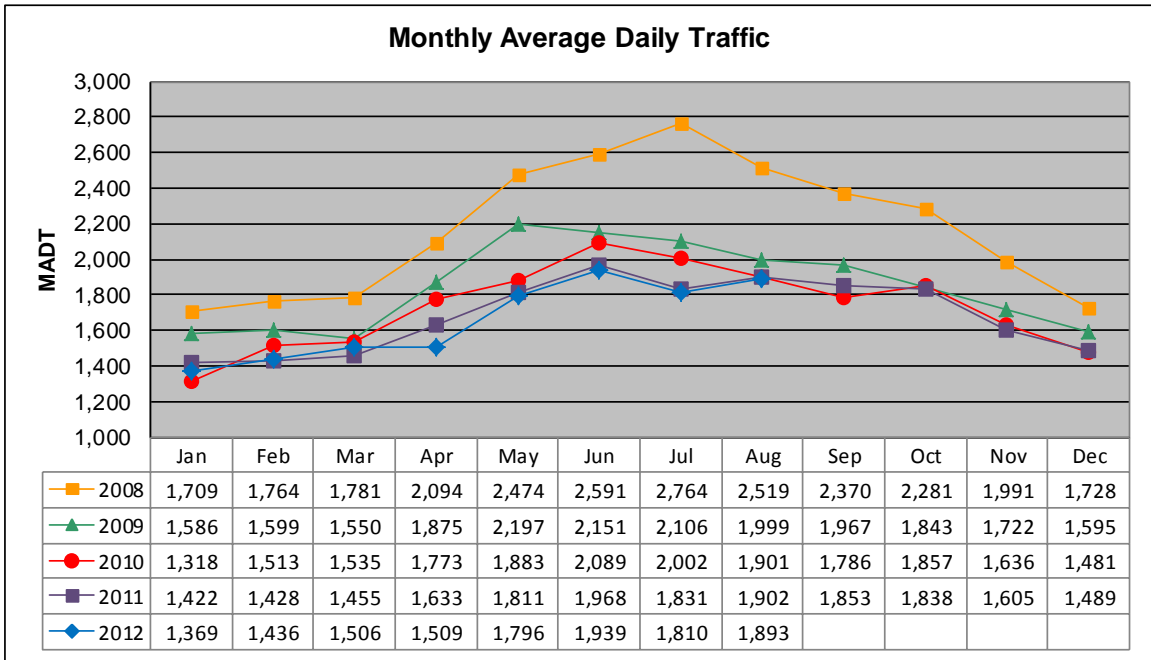


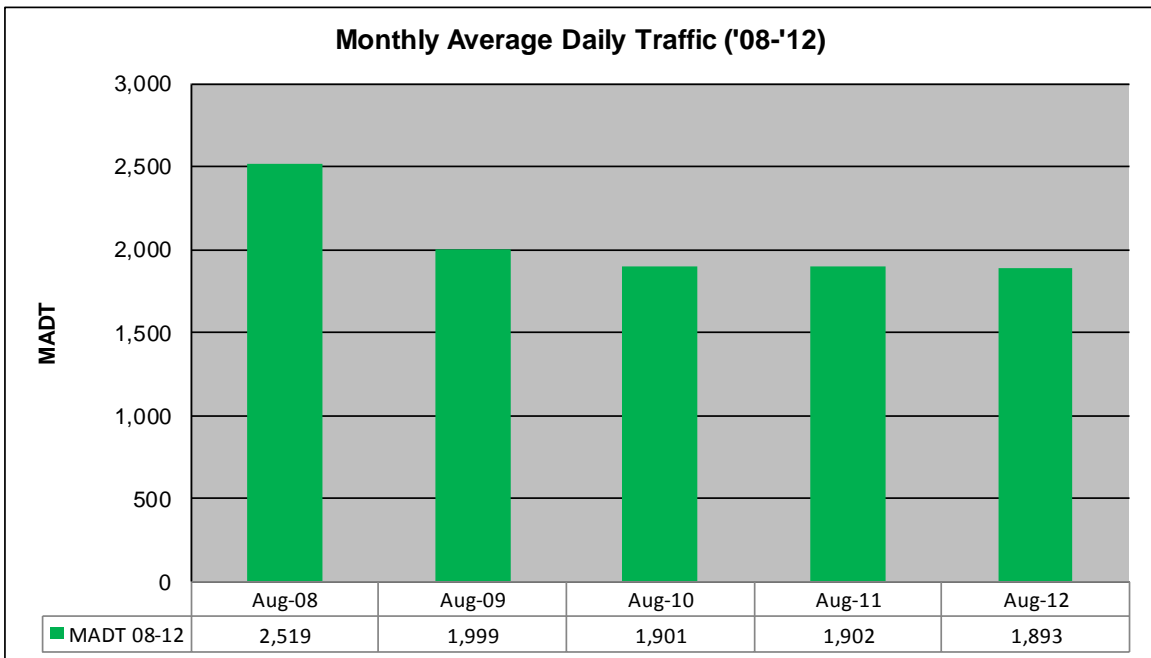
# MONTHLY REPORT, STATION NO. 400 (ATR)

## AUGUST 2012

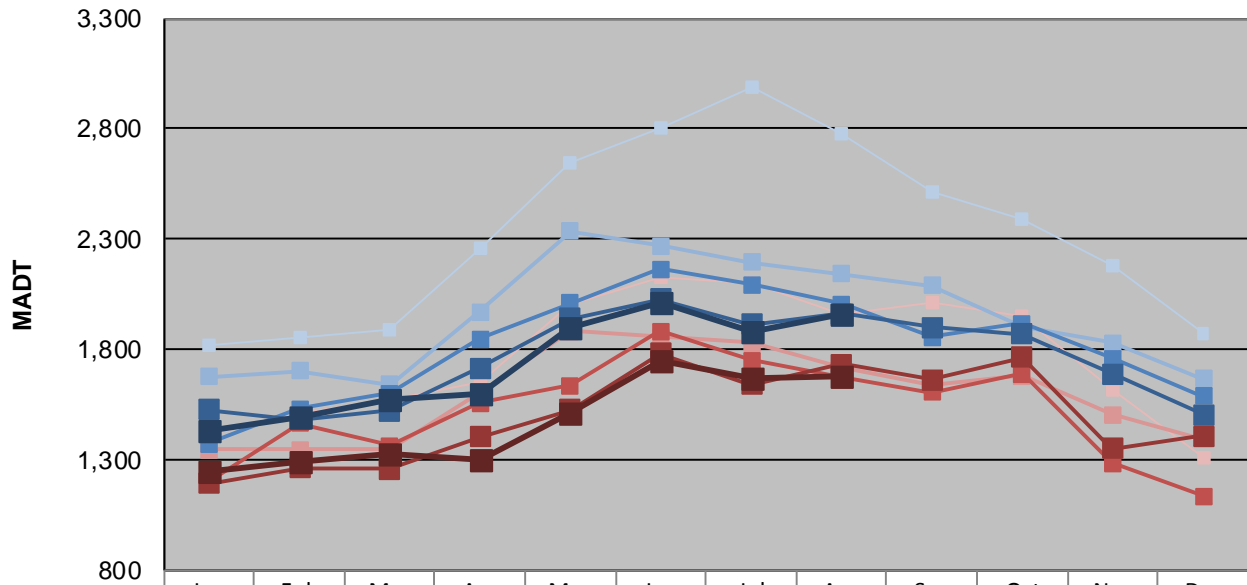
|   |                      |                                    |
|---|----------------------|------------------------------------|
| Station Measurement: VOLUME/SPEED/CLASS     |                      |                                    |
| Route: CSAH 31                              | Route Direction: N/S | Lanes: 4                           |
| County: Hennepin                            | Closest City: Edina  |                                    |
| Functional Class: Rural Minor Arterial      |                      |                                    |
| Location: S OF MSAS145 (W 70TH ST) IN EDINA |                      |                                    |
| Ref Post: 001+00.100                        | True Mile: 1.1       | Sequence No. 9881                  |
| <b>Volume: 58,685</b>                       |                      | <b>MADT: 1,893</b>                 |
| <b>Weekday (M-F) MADT: 1,876</b>            |                      | <b>(Sa-Su) Weekend MADT: 1,670</b> |



Note: Increase in traffic April to November 2008 due to detours from TH 12 and county roads



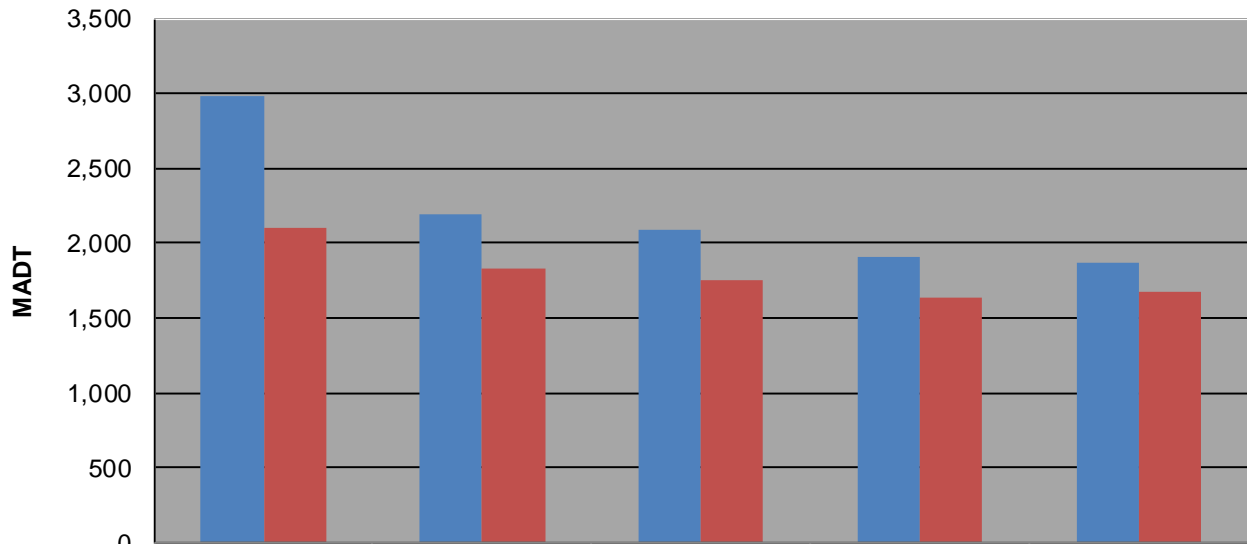
### Weekday (WD)/Weekend (WE) Monthly Average Daily Traffic



|        | Jan   | Feb   | Mar   | Apr   | May   | Jun   | Jul   | Aug   | Sep   | Oct   | Nov   | Dec   |
|--------|-------|-------|-------|-------|-------|-------|-------|-------|-------|-------|-------|-------|
| '08 WD | 1,818 | 1,852 | 1,888 | 2,254 | 2,646 | 2,802 | 2,986 | 2,778 | 2,516 | 2,388 | 2,180 | 1,872 |
| '08 WE | 1,414 | 1,508 | 1,568 | 1,650 | 2,006 | 2,126 | 2,104 | 1,962 | 2,008 | 1,952 | 1,614 | 1,312 |
| '09 WD | 1,674 | 1,700 | 1,642 | 1,972 | 2,336 | 2,270 | 2,196 | 2,140 | 2,090 | 1,900 | 1,828 | 1,666 |
| '09 WE | 1,348 | 1,346 | 1,352 | 1,602 | 1,884 | 1,854 | 1,828 | 1,718 | 1,634 | 1,682 | 1,502 | 1,392 |
| '10 WD | 1,374 | 1,532 | 1,602 | 1,848 | 2,012 | 2,164 | 2,092 | 2,006 | 1,854 | 1,916 | 1,758 | 1,588 |
| '10 WE | 1,202 | 1,466 | 1,362 | 1,556 | 1,634 | 1,884 | 1,752 | 1,674 | 1,604 | 1,690 | 1,286 | 1,136 |
| '11 WD | 1,528 | 1,484 | 1,520 | 1,714 | 1,940 | 2,028 | 1,914 | 1,962 | 1,900 | 1,868 | 1,688 | 1,502 |
| '11 WE | 1,190 | 1,264 | 1,258 | 1,404 | 1,526 | 1,782 | 1,642 | 1,732 | 1,664 | 1,762 | 1,352 | 1,406 |
| '12 WD | 1,432 | 1,496 | 1,568 | 1,602 | 1,896 | 2,012 | 1,876 | 1,962 |       |       |       |       |
| '12 WE | 1,250 | 1,294 | 1,330 | 1,304 | 1,514 | 1,748 | 1,670 | 1,674 |       |       |       |       |

Note: 'Weekday' defined as Monday-Friday, 'Weekend' defined as Saturday-Sunday

### Weekday/Weekend Monthly Average Daily Traffic ('08-'12)



|         | Aug-08 | Aug-09 | Aug-10 | Aug-11 | Aug-12 |
|---------|--------|--------|--------|--------|--------|
| Weekday | 2,986  | 2,196  | 2,092  | 1,914  | 1,876  |
| Weekend | 2,104  | 1,828  | 1,752  | 1,642  | 1,670  |