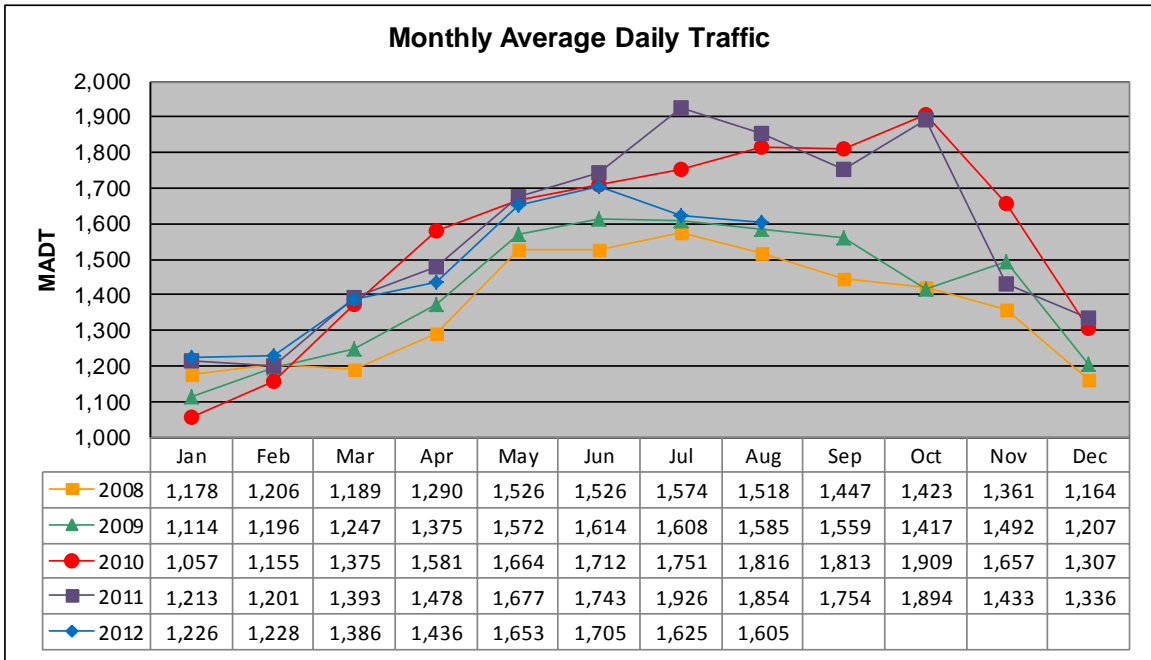


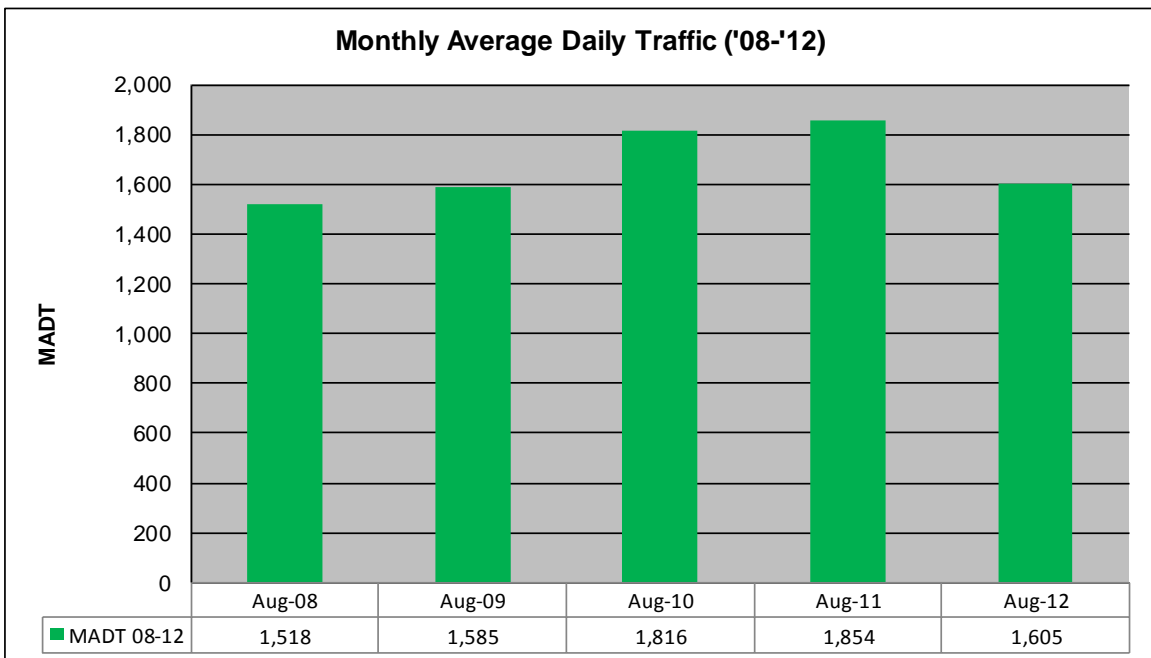
# MONTHLY REPORT, STATION NO. 199 (ATR)

## AUGUST 2012

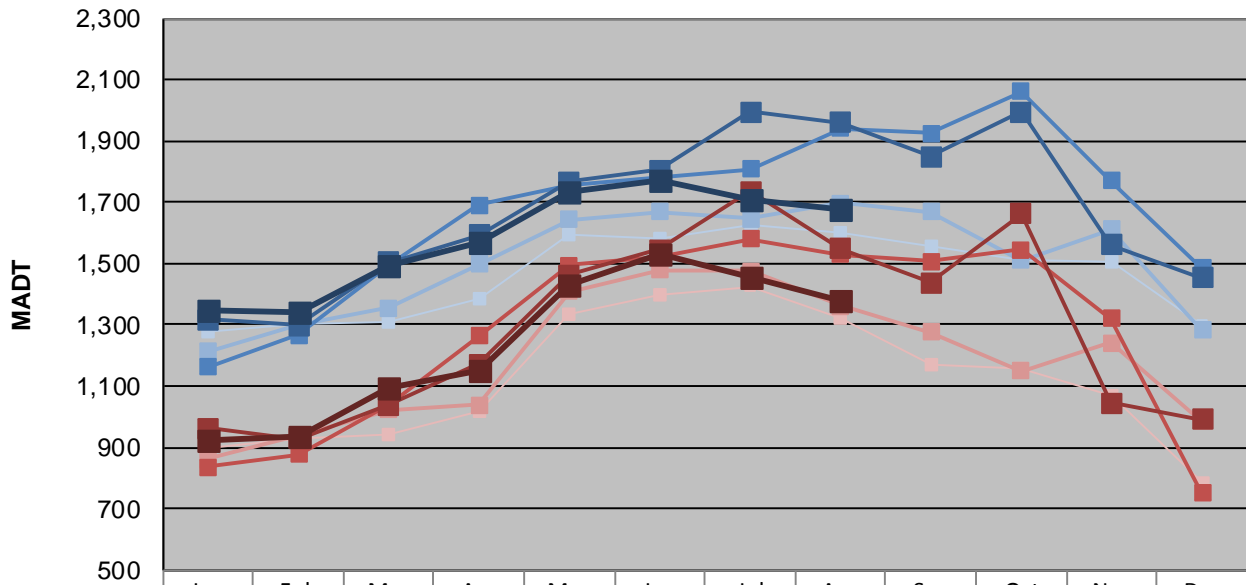
Station Measurement: VOLUME/SPEED/CLASS		
Route: TH 75	Route Direction: N/S	Lanes: 2
County: Pipestone		Closest City: Pipestone
Functional Class: Rural Minor Arterial		
Location: .5 MI S OF CSAH7 (151ST ST), N OF PIPESTONE		
Ref Post: 040+00.540	True Mile: 39.447	Sequence No. 6745
<b>Volume: 49,740</b>		<b>MADT: 1,605</b>
<b>Weekday (M-F) MADT: 1,706</b>		<b>Weekend (Sa-Su) MADT: 1,454</b>



Note: Increase in traffic October 2010 and October 2011 due to hunting openers



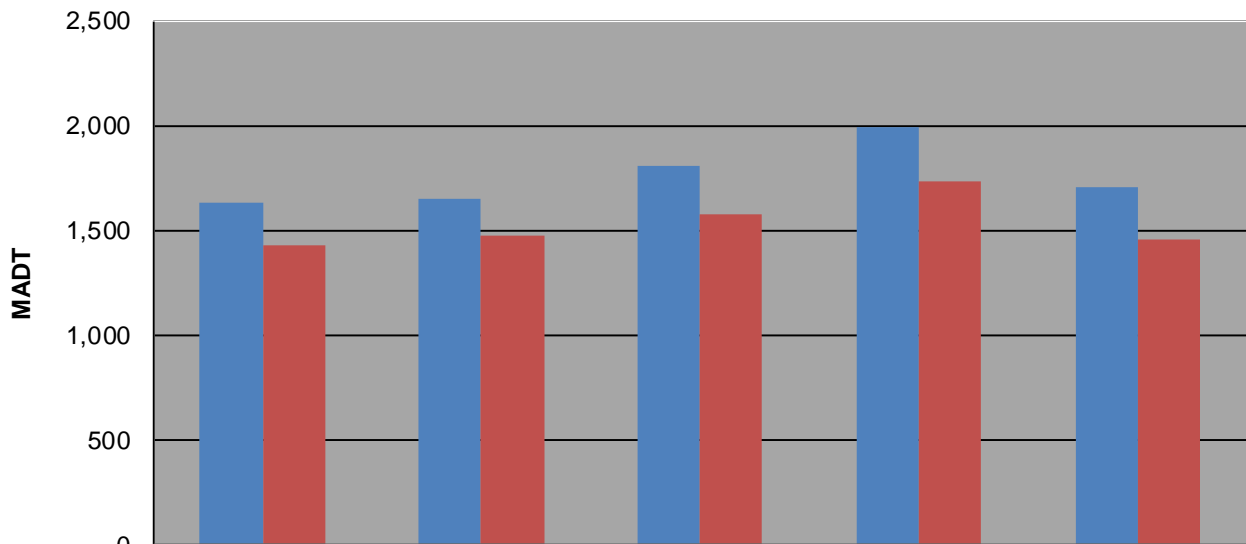
**Weekday (WD)/Weekend (WE) Monthly Average Daily Traffic**



	Jan	Feb	Mar	Apr	May	Jun	Jul	Aug	Sep	Oct	Nov	Dec
'08 WD	1,280	1,304	1,312	1,384	1,596	1,582	1,628	1,602	1,554	1,510	1,508	1,298
'08 WE	898	928	944	1,020	1,336	1,400	1,426	1,324	1,172	1,158	1,066	782
'09 WD	1,212	1,300	1,354	1,498	1,642	1,668	1,648	1,696	1,670	1,512	1,612	1,284
'09 WE	860	936	1,022	1,040	1,410	1,480	1,476	1,362	1,276	1,148	1,242	984
'10 WD	1,162	1,266	1,496	1,690	1,754	1,782	1,808	1,942	1,926	2,060	1,770	1,486
'10 WE	836	876	1,038	1,264	1,494	1,524	1,580	1,530	1,508	1,546	1,322	752
'11 WD	1,318	1,298	1,504	1,592	1,768	1,806	1,994	1,960	1,850	1,996	1,560	1,452
'11 WE	964	928	1,040	1,172	1,464	1,546	1,734	1,548	1,438	1,664	1,046	990
'12 WD	1,350	1,340	1,494	1,566	1,732	1,772	1,706	1,678				
'12 WE	926	936	1,096	1,152	1,432	1,534	1,454	1,376				

Note: 'Weekday' defined as Monday-Friday, 'Weekend' defined as Saturday-Sunday

**Weekday/Weekend Monthly Average Daily Traffic ('08-'12)**



	Aug-08	Aug-09	Aug-10	Aug-11	Aug-12
Weekday	1,628	1,648	1,808	1,994	1,706
Weekend	1,426	1,476	1,580	1,734	1,454