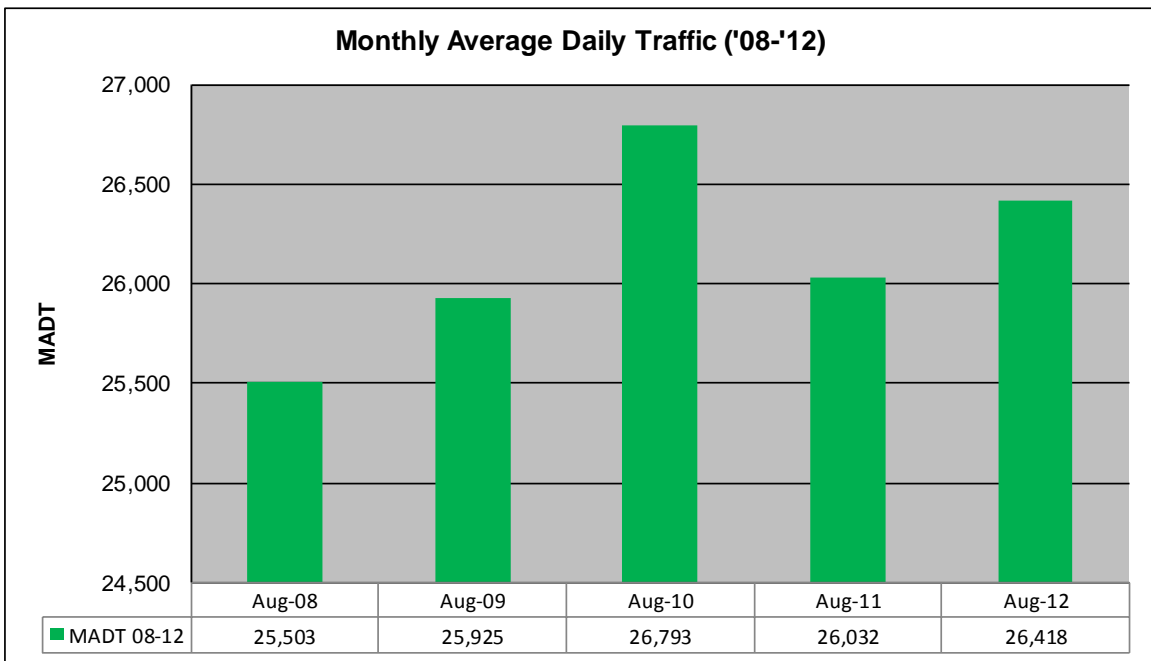
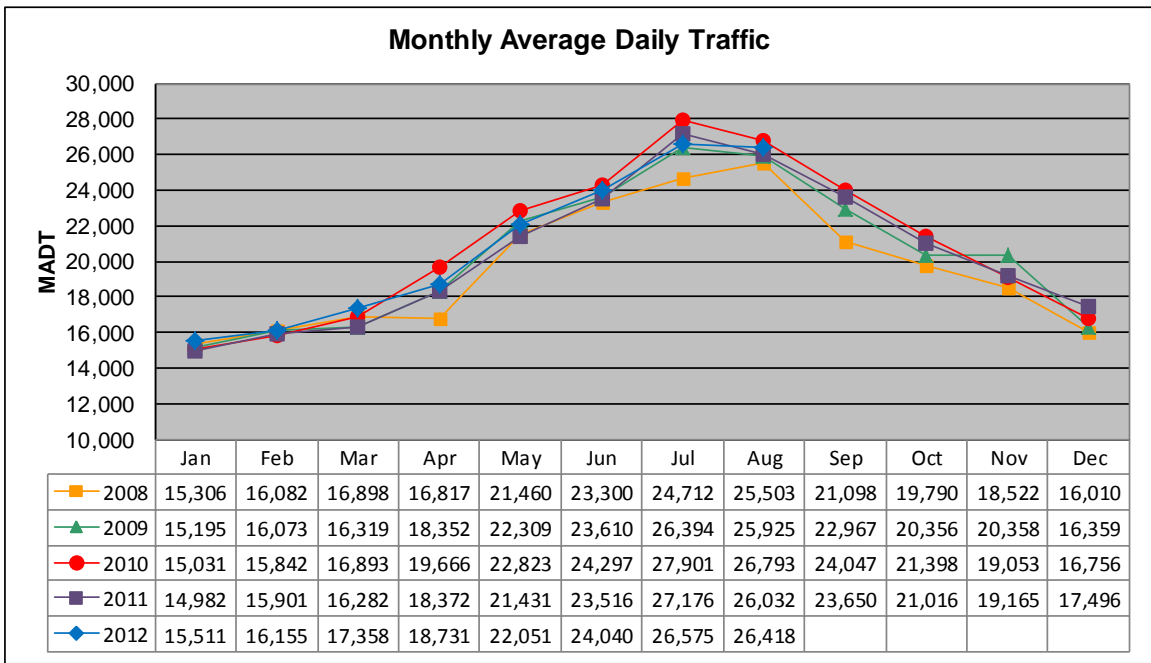


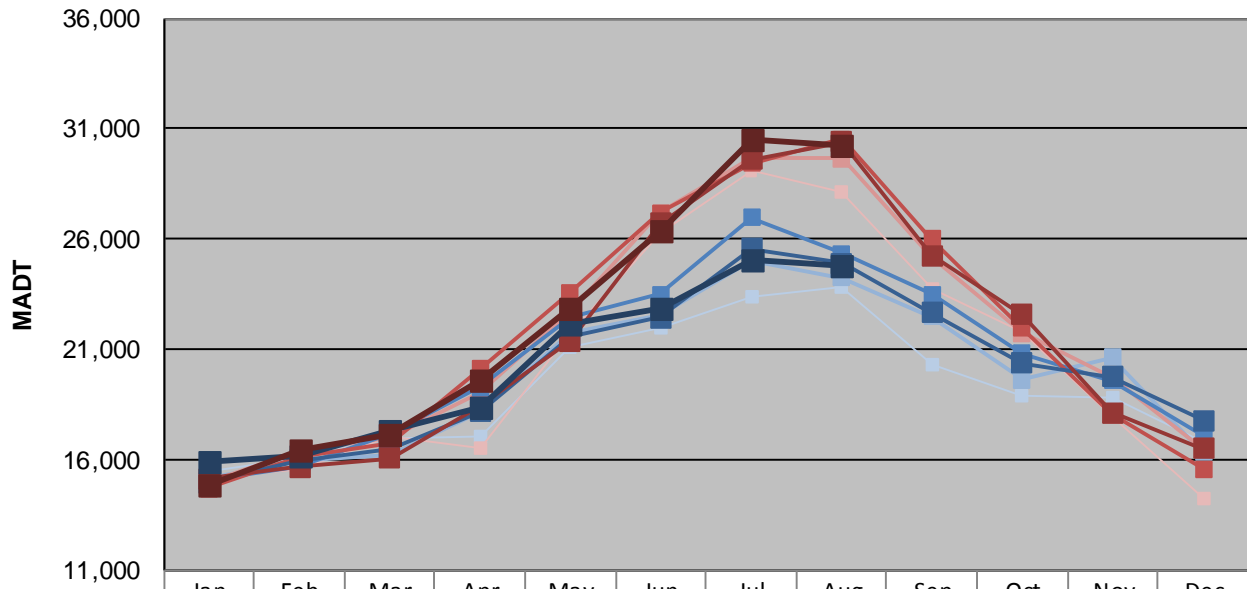
MONTHLY REPORT, STATION NO. 187 (ATR)

AUGUST 2012

Station Measurement: VOLUME/SPEED/CLASS		
Route: TH 10	Route Direction: N/S	Lanes: 4
County: Benton	Closest City: Rice	
Functional Class: Rural Principal Arterial - Other		
Location: .8 MI S OF CR40 (155TH ST NW), N OF RICE		
Ref Post: 160+00.404	True Mile: 163.637	Sequence No. 6775
Volume: 818,955		MADT: 26,418
Weekday (M-F) MADT: 25,080		Weekend (Sa-Su) MADT: 30,504



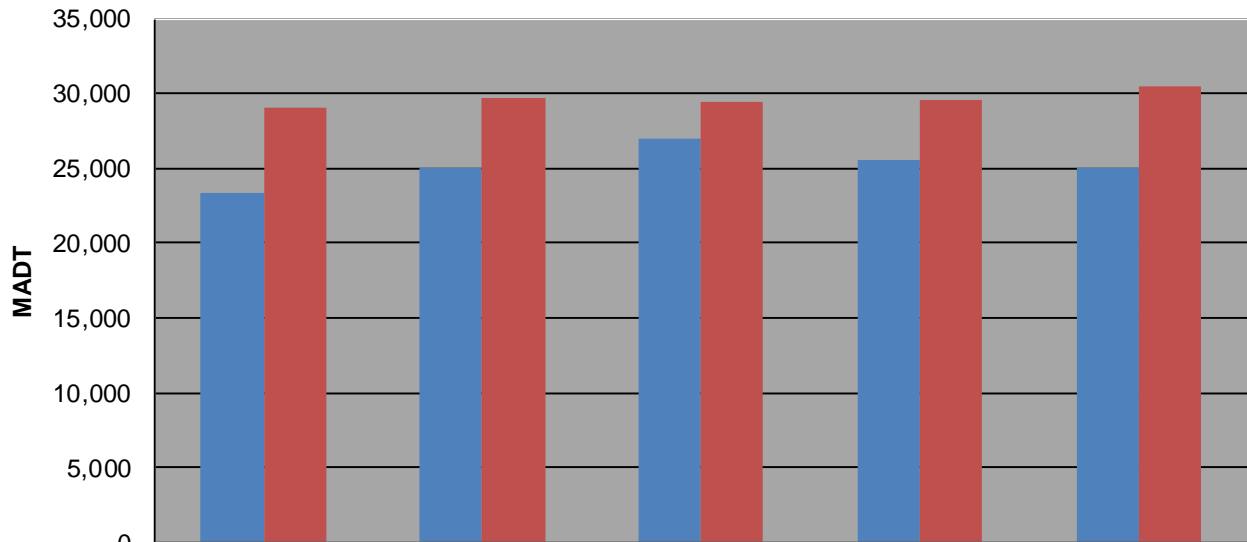
Weekday (WD)/Weekend (WE) Monthly Average Daily Traffic



	Jan	Feb	Mar	Apr	May	Jun	Jul	Aug	Sep	Oct	Nov	Dec
'08 WD	15,494	16,076	16,966	17,026	21,128	21,990	23,382	23,794	20,294	18,900	18,806	16,766
'08 WE	15,194	15,576	17,040	16,528	21,682	26,326	29,058	28,140	23,754	21,786	17,954	14,274
'09 WD	15,148	15,938	16,234	18,184	21,770	22,552	24,986	24,256	22,494	19,628	20,628	16,346
'09 WE	15,000	16,414	16,996	19,018	22,708	27,200	29,670	29,636	25,192	21,722	19,770	16,518
'10 WD	15,044	15,726	17,146	19,254	22,468	23,492	26,968	25,340	23,512	20,812	19,596	17,062
'10 WE	14,714	16,134	16,712	20,106	23,590	27,170	29,424	30,530	25,980	21,968	18,100	15,598
'11 WD	14,958	15,984	16,514	18,158	21,592	22,450	25,554	24,880	22,678	20,388	19,754	17,758
'11 WE	15,134	15,668	16,068	18,402	21,394	26,714	29,586	30,410	25,256	22,574	18,110	16,512
'12 WD	15,872	16,196	17,278	18,344	22,126	22,824	25,080	24,788				
'12 WE	14,816	16,420	17,100	19,594	22,888	26,334	30,504	30,262				

Note: 'Weekday' defined as Monday-Friday, 'Weekend' defined as Saturday-Sunday

Weekday/Weekend Monthly Average Daily Traffic ('08-'12)



	Aug-08	Aug-09	Aug-10	Aug-11	Aug-12
Weekday	23,382	24,986	26,968	25,554	25,080
Weekend	29,058	29,670	29,424	29,586	30,504