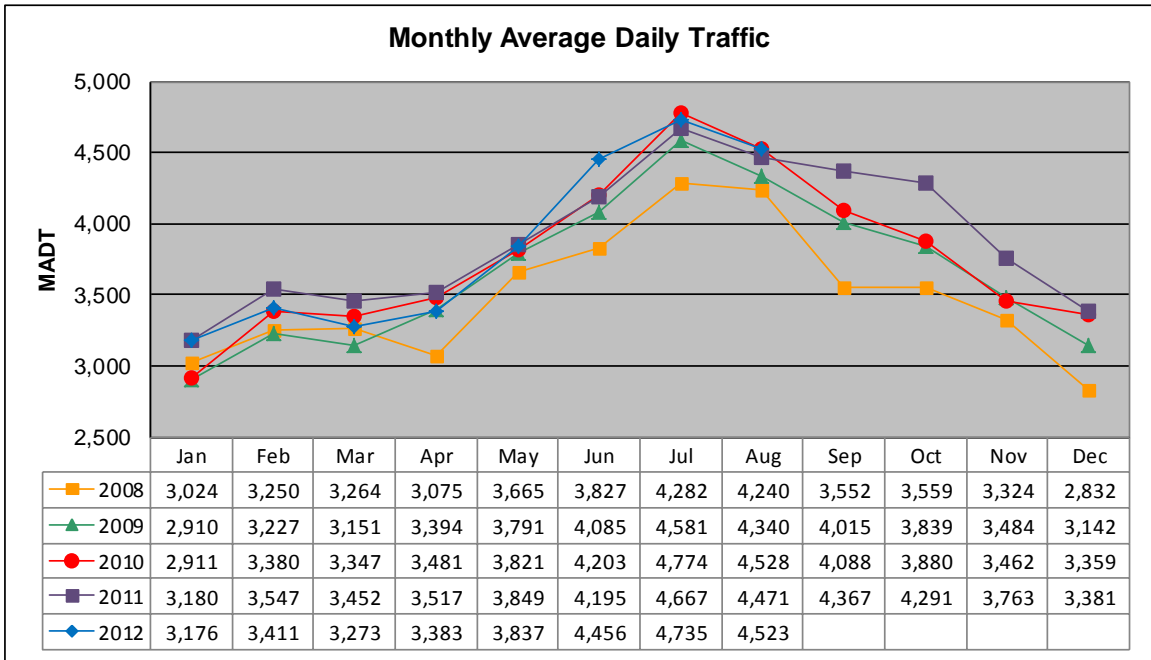


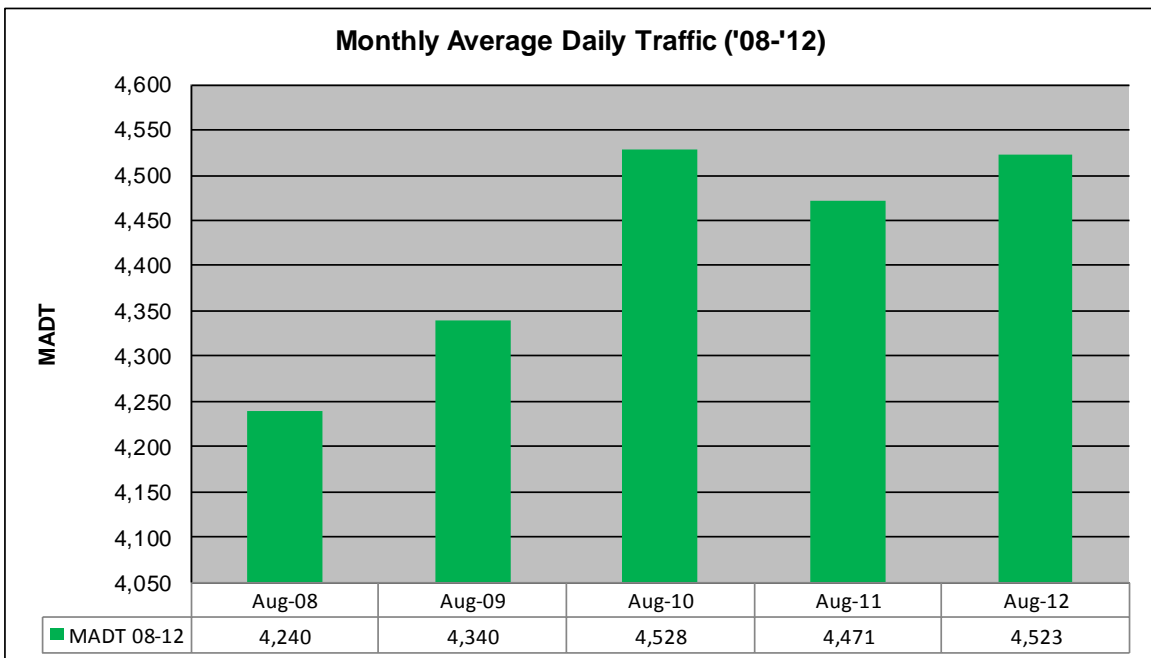
MONTHLY REPORT, STATION NO. 170 (ATR)

AUGUST 2012

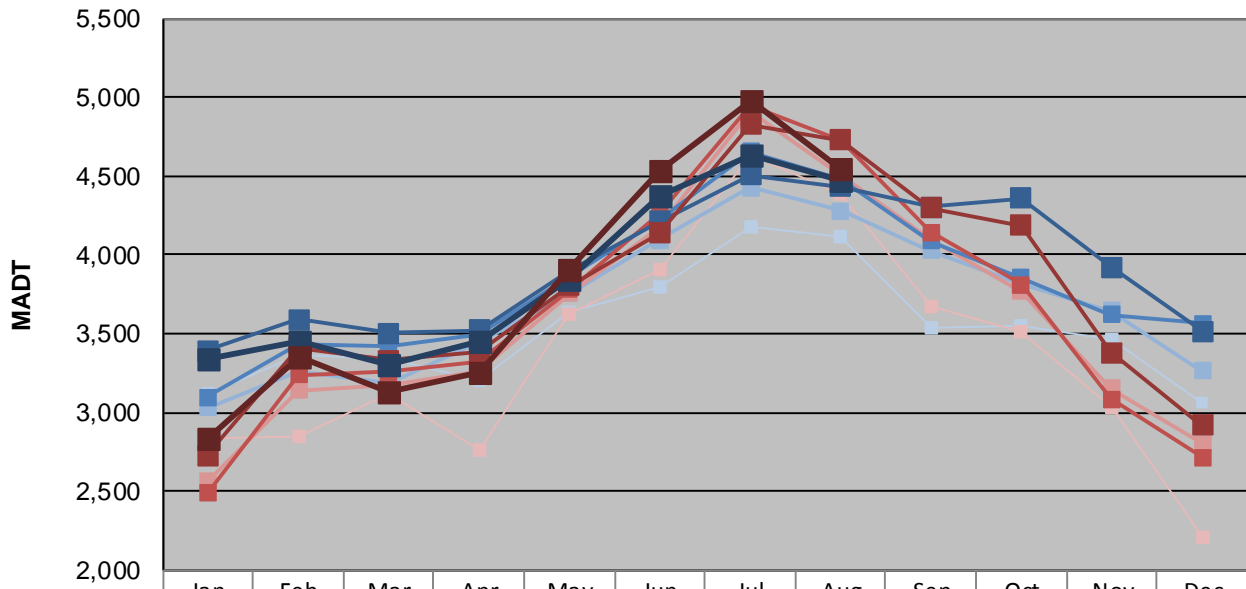
Station Measurement: VOLUME		
Route: TH 2	Route Direction: E/W	Lanes: 4
County: Clearwater		Closest City: Bagley
Functional Class: Rural Principal Arterial - Other		
Location: W OF CSAH20, W OF BAGLEY		
Ref Post: 083+00.956	True Mile: 83.397	Sequence No. 6725
Volume: 140,214		MADT: 4,523
Weekday (M-F) MADT: 4,636		Weekend (Sa-Su) MADT: 4,980



Note: Increase in traffic October 2011 due to hunting openers



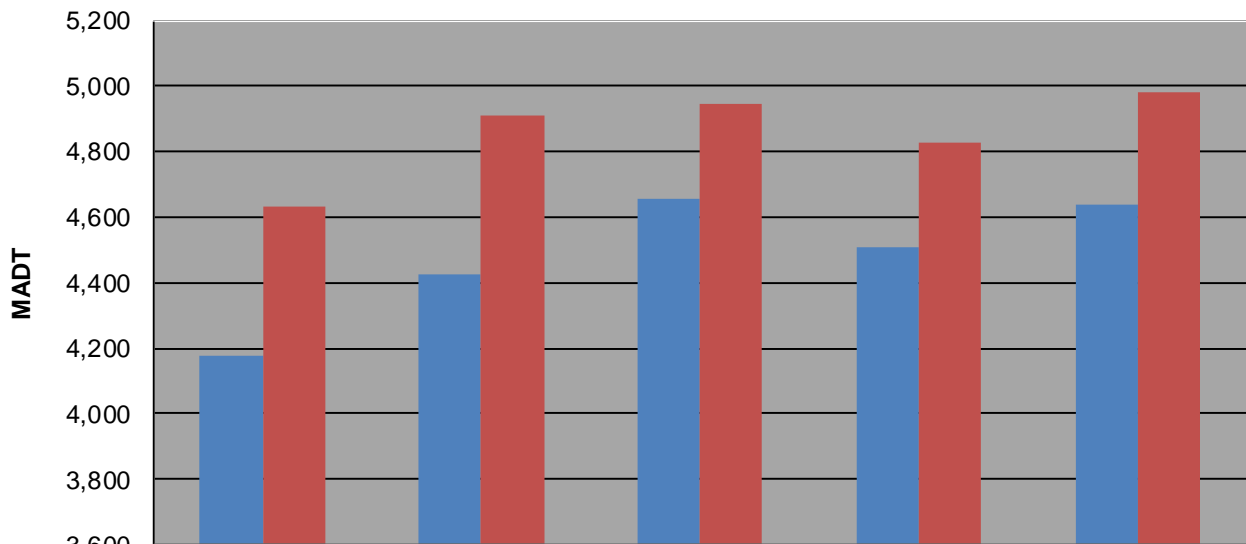
Weekday (WD)/Weekend (WE) Monthly Average Daily Traffic



	Jan	Feb	Mar	Apr	May	Jun	Jul	Aug	Sep	Oct	Nov	Dec
'08 WD	3,116	3,370	3,344	3,204	3,638	3,798	4,178	4,112	3,540	3,544	3,468	3,060
'08 WE	2,832	2,846	3,120	2,762	3,618	3,902	4,632	4,388	3,676	3,518	3,034	2,202
'09 WD	3,026	3,262	3,186	3,446	3,758	4,094	4,428	4,278	4,026	3,818	3,646	3,264
'09 WE	2,560	3,142	3,174	3,262	3,758	4,170	4,912	4,506	4,100	3,766	3,150	2,804
'10 WD	3,096	3,436	3,416	3,492	3,864	4,218	4,654	4,482	4,088	3,852	3,618	3,566
'10 WE	2,486	3,240	3,258	3,322	3,778	4,254	4,944	4,730	4,146	3,808	3,084	2,714
'11 WD	3,392	3,592	3,502	3,524	3,902	4,214	4,508	4,430	4,304	4,356	3,922	3,516
'11 WE	2,730	3,408	3,330	3,382	3,804	4,138	4,826	4,726	4,298	4,188	3,378	2,920
'12 WD	3,342	3,456	3,302	3,448	3,844	4,380	4,636	4,472				
'12 WE	2,840	3,356	3,128	3,254	3,912	4,534	4,980	4,544				

Note: 'Weekday' defined as Monday-Friday, 'Weekend' defined as Saturday-Sunday

Weekday/Weekend Monthly Average Daily Traffic ('08-'12)



	Aug-08	Aug-09	Aug-10	Aug-11	Aug-12
Weekday	4,178	4,428	4,654	4,508	4,636
Weekend	4,632	4,912	4,944	4,826	4,980