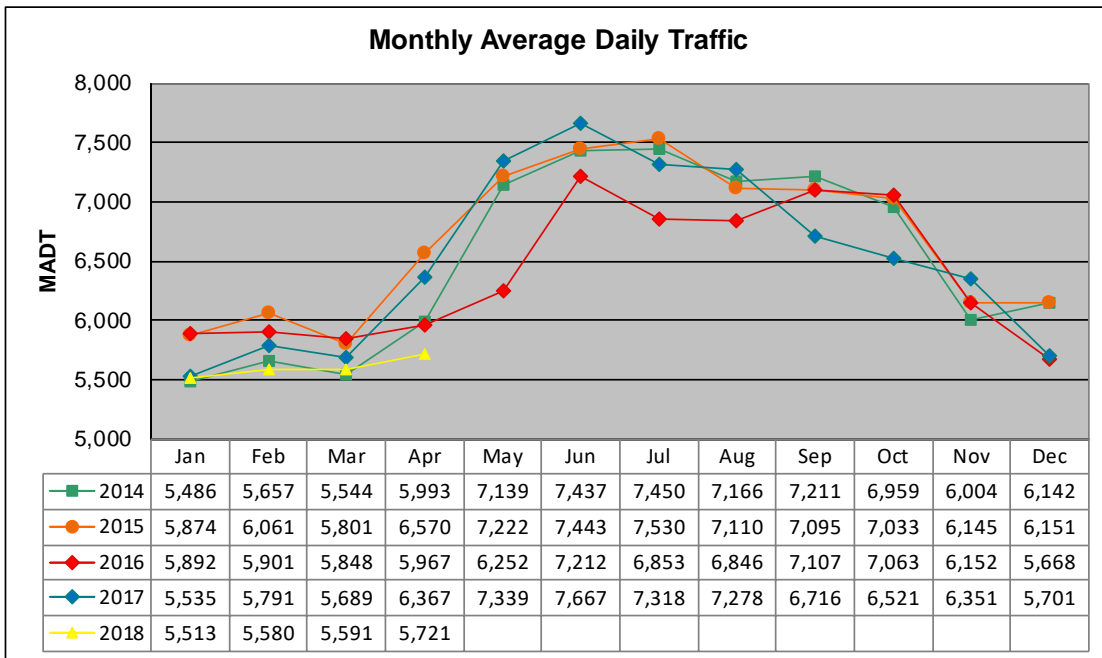


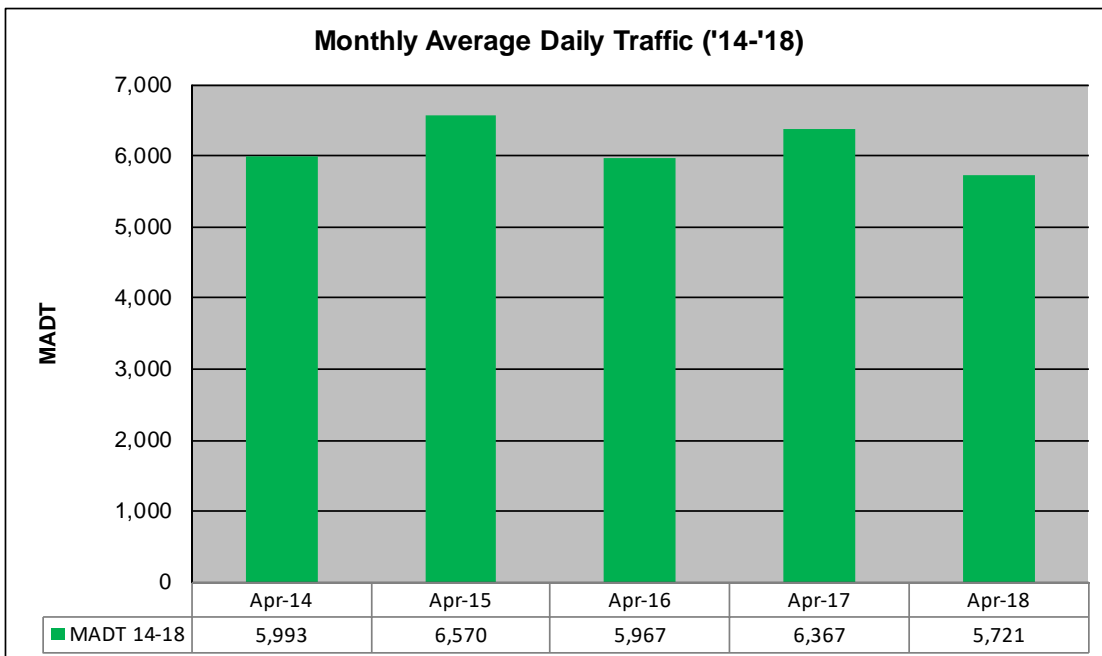
MONTHLY REPORT, STATION NO. 386 (ATR)

APRIL 2018

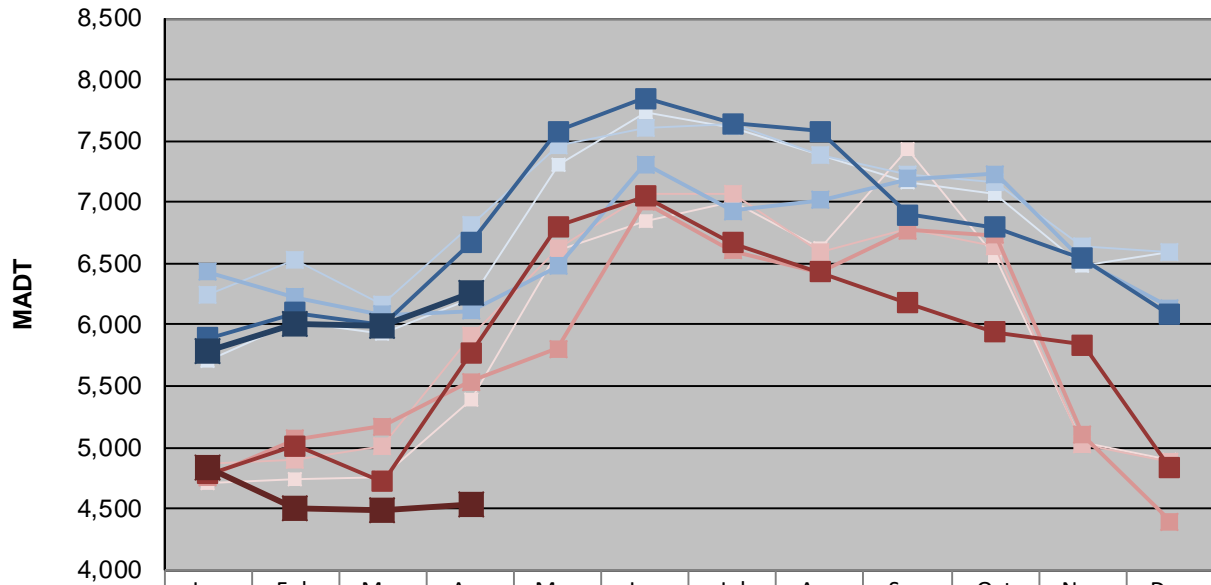
Station Measurement: VOLUME/SPEED/CLASS		
Route: TH 97	Route Direction: N/S	Lanes: 2
County: Washington		Closest City: Scandia
Functional Class: Rural Minor Arterial		
Location: E OF CSAH1 (LOFTON AVE N) IN SCANDIA		
Ref Post: 008+00.844	True Mile: 8.807	Sequence No. 9875
Volume: 171,617		MADT: 5,721
Weekday (M-F) MADT: 6,262		Weekend (Sa-Su) MADT: 4,542



Note: Decrease in traffic April to June 2016 and September/October 2017 due to construction on TH 97



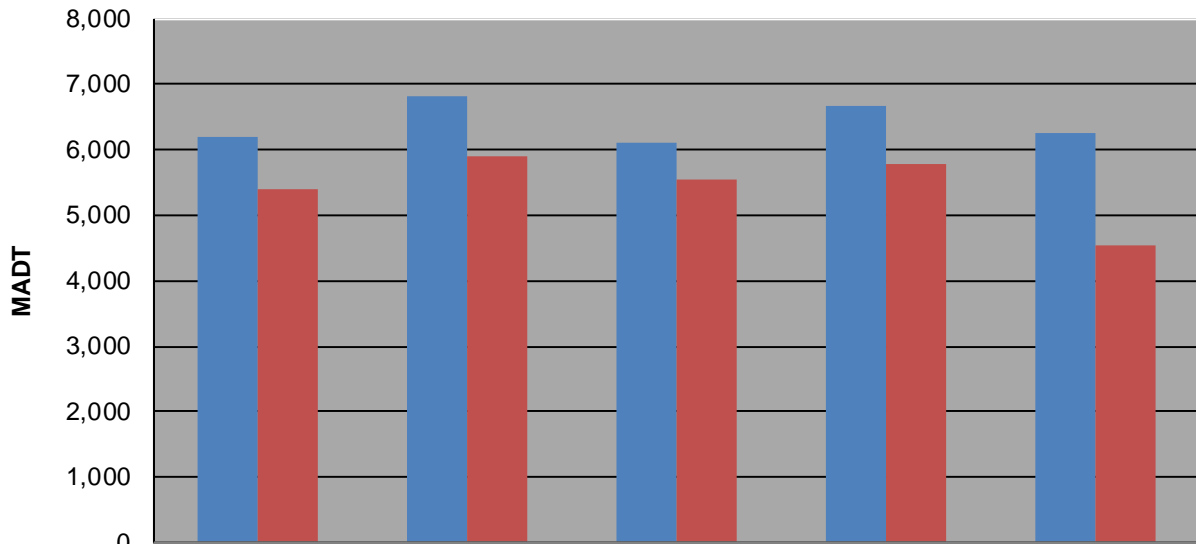
Weekday (WD)/Weekend (WE) Monthly Average Daily Traffic



	Jan	Feb	Mar	Apr	May	Jun	Jul	Aug	Sep	Oct	Nov	Dec
'14 WD	5,700	6,022	5,930	6,212	7,308	7,728	7,602	7,380	7,164	7,072	6,488	6,586
'14 WE	4,712	4,744	4,760	5,386	6,608	6,844	7,004	6,626	7,426	6,558	5,034	4,904
'15 WD	6,244	6,526	6,164	6,810	7,464	7,608	7,642	7,378	7,224	7,158	6,646	6,598
'15 WE	4,868	4,900	5,010	5,910	6,620	7,074	7,068	6,594	6,784	6,638	5,026	4,886
'16 WD	6,432	6,228	6,086	6,112	6,478	7,310	6,932	7,014	7,188	7,228	6,528	6,136
'16 WE	4,760	5,068	5,170	5,534	5,808	6,998	6,602	6,434	6,768	6,734	5,102	4,396
'17 WD	5,896	6,102	5,998	6,666	7,580	7,852	7,644	7,576	6,896	6,794	6,540	6,086
'17 WE	4,784	5,014	4,724	5,770	6,804	7,048	6,666	6,434	6,180	5,940	5,838	4,830
'18 WD	5,780	6,014	5,990	6,262								
'18 WE	4,840	4,496	4,490	4,542								

Note: 'Weekday' defined as Monday-Friday, 'Weekend' defined as Saturday-Sunday

Weekday/Weekend Monthly Average Daily Traffic ('14-'18)



	Apr-14	Apr-15	Apr-16	Apr-17	Apr-18
Weekday	6,212	6,810	6,112	6,666	6,262
Weekend	5,386	5,910	5,534	5,770	4,542