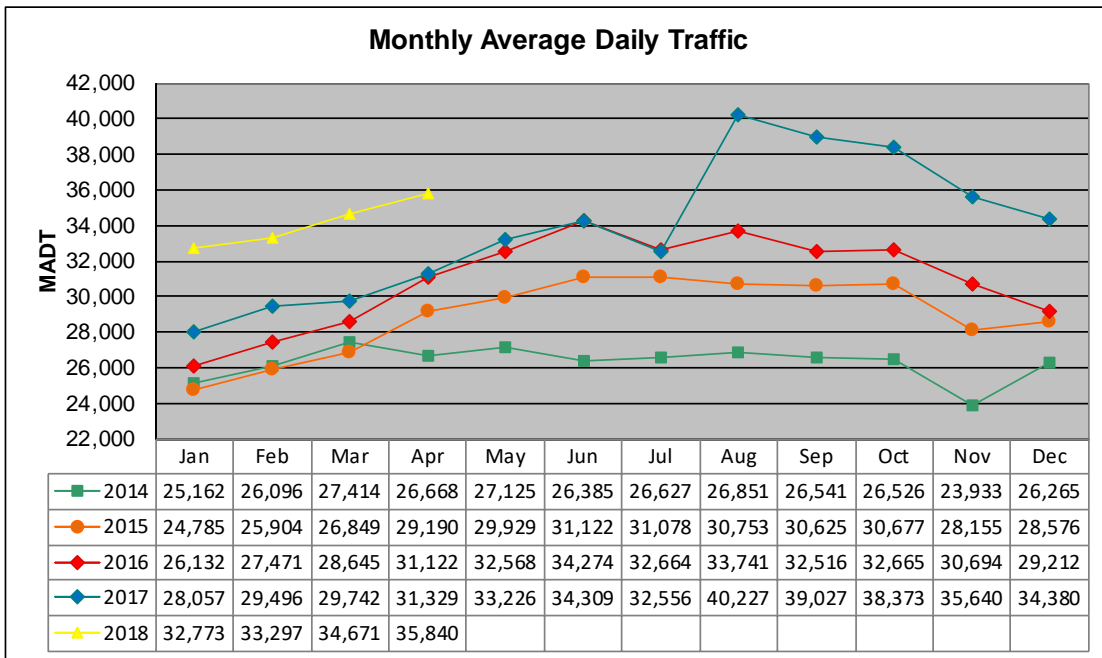


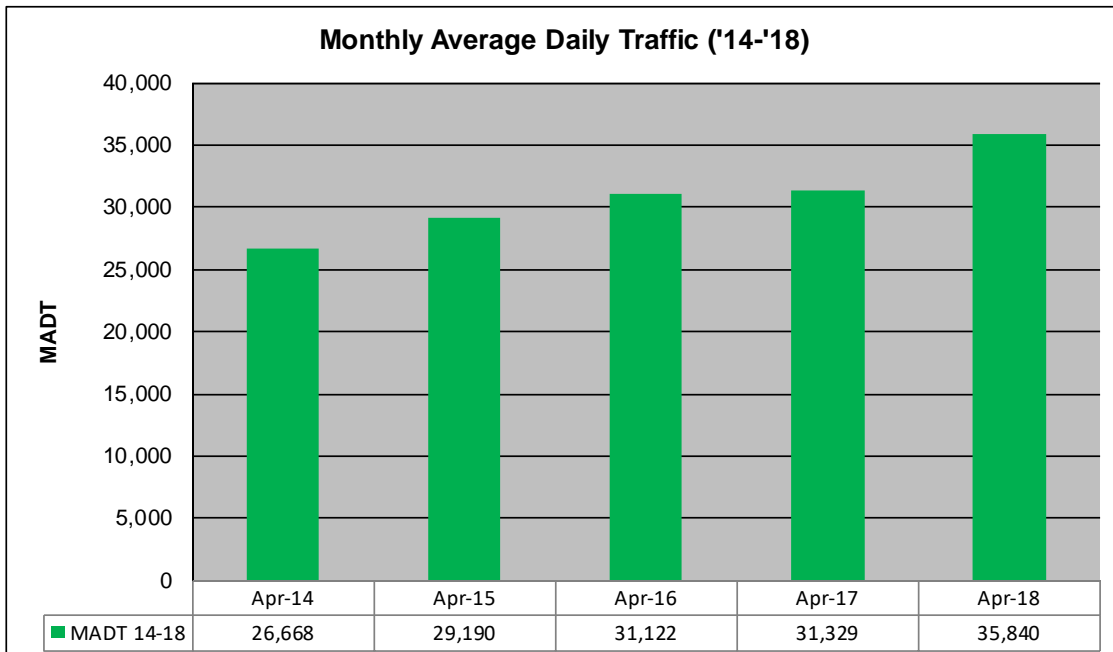
# MONTHLY REPORT, STATION NO. 384 (ATR)

## APRIL 2018

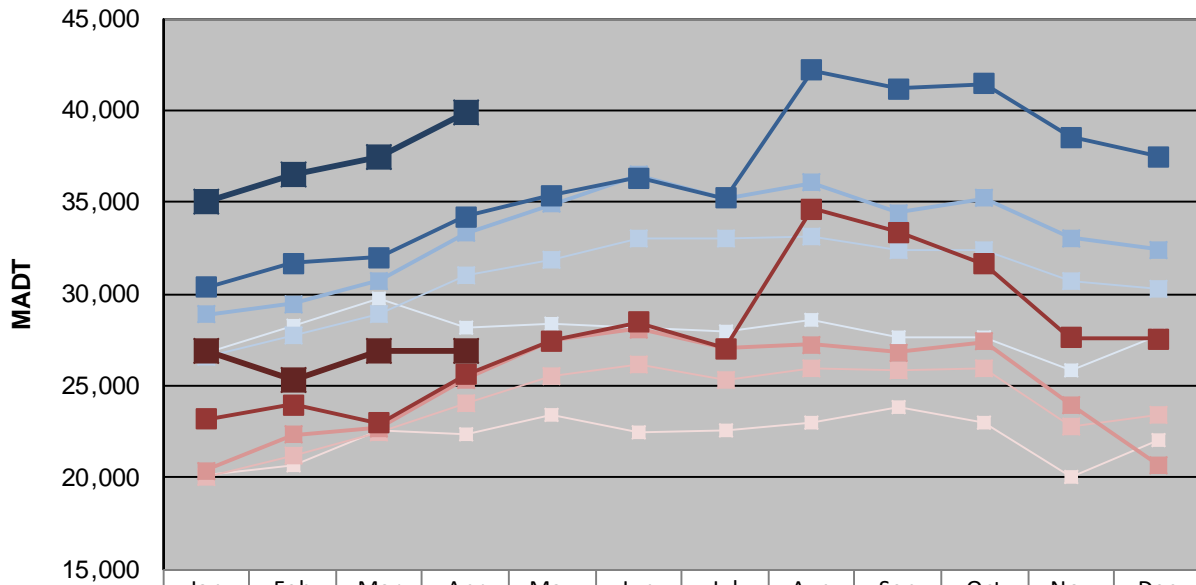
Station Measurement: VOLUME/SPEED/CLASS		
Route: TH 36	Route Direction: E/W	Lanes: 4
County: Washington		Closest City: Stillwater
Functional Class: Urban Other Principal Arterial		
Location: W OF WASHINGTON AVE IN STILLWATER		
Ref Post: 201+00.824	True Mile: 18.153	Sequence No. 9873
<b>Volume: 1,075,214</b>		<b>MADT: 35,840</b>
<b>Weekday (M-F) MADT: 39,908</b>		<b>Weekend (Sa-Su) MADT: 26,904</b>



Note: Decrease in traffic April to November 2014, and May 2015 due to construction on TH 36... Increase in traffic beginning August 2017 due to completion of St. Croix Crossing Project on TH 36



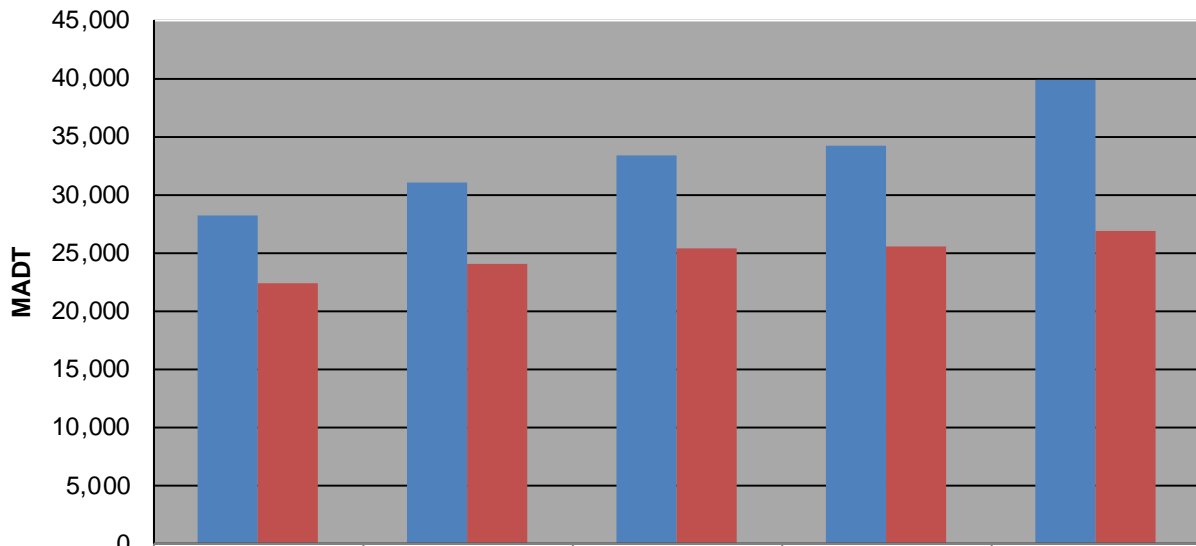
### Weekday (WD)/Weekend (WE) Monthly Average Daily Traffic



	Jan	Feb	Mar	Apr	May	Jun	Jul	Aug	Sep	Oct	Nov	Dec
'14 WD	26,774	28,250	29,780	28,214	28,394	28,210	27,972	28,644	27,628	27,672	25,900	27,738
'14 WE	20,120	20,712	22,606	22,400	23,454	22,466	22,544	22,986	23,892	23,000	19,996	22,008
'15 WD	26,570	27,778	28,902	31,044	31,878	33,002	32,998	33,096	32,346	32,428	30,662	30,332
'15 WE	20,090	21,218	22,436	24,054	25,566	26,176	25,292	25,934	25,830	25,916	22,744	23,454
'16 WD	28,896	29,488	30,724	33,338	34,914	36,484	35,216	36,072	34,404	35,236	33,078	32,424
'16 WE	20,380	22,330	22,702	25,338	27,444	28,104	27,112	27,270	26,852	27,416	23,992	20,726
'17 WD	30,386	31,700	31,988	34,200	35,390	36,352	35,234	42,206	41,158	41,432	38,558	37,478
'17 WE	23,202	23,984	22,962	25,588	27,444	28,450	27,056	34,658	33,348	31,622	27,644	27,558
'18 WD	34,992	36,488	37,508	39,908								
'18 WE	26,956	25,322	26,952	26,904								

Note: 'Weekday' defined as Monday-Friday, 'Weekend' defined as Saturday-Sunday

### Weekday/Weekend Monthly Average Daily Traffic ('14-'18)



	Apr-14	Apr-15	Apr-16	Apr-17	Apr-18
Weekday	28,214	31,044	33,338	34,200	39,908
Weekend	22,400	24,054	25,338	25,588	26,904