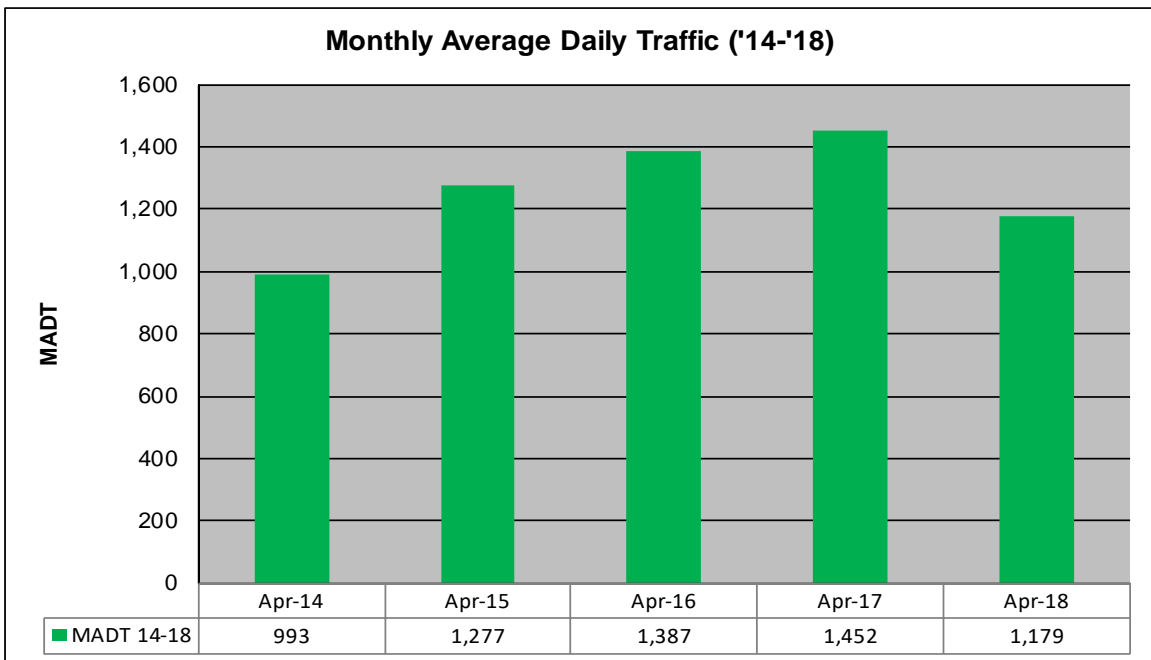
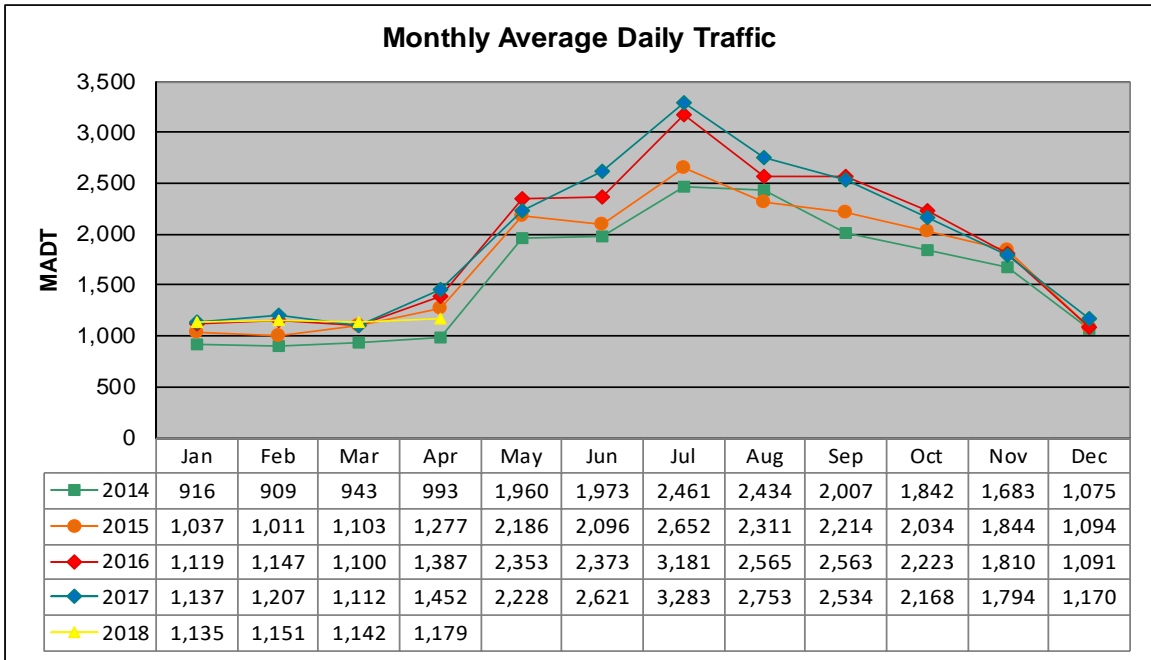


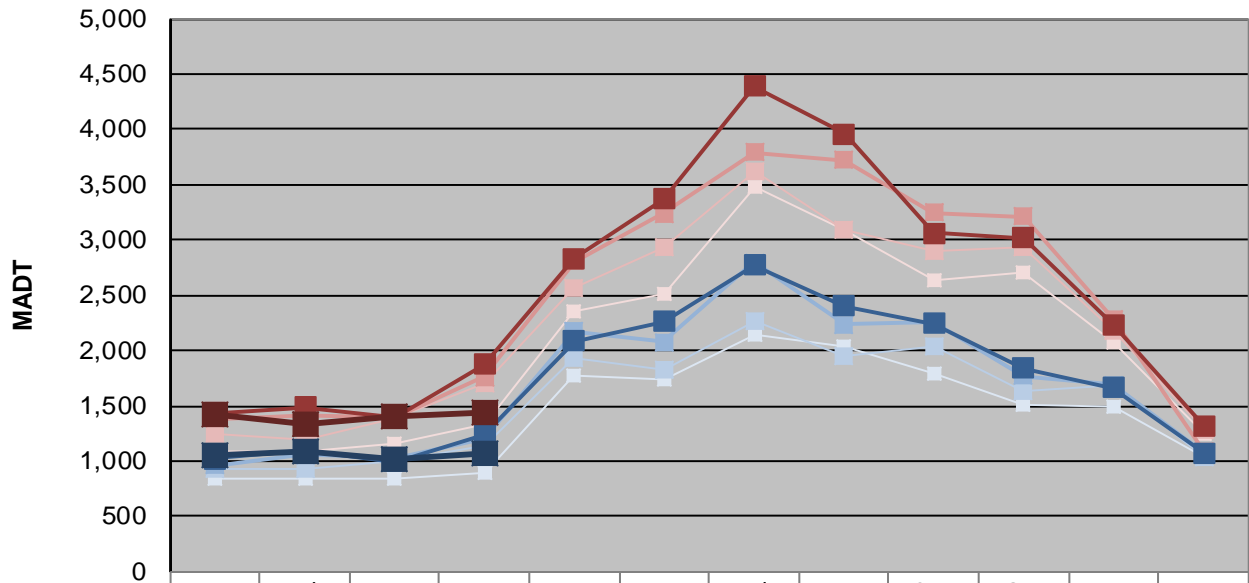
# MONTHLY REPORT, STATION NO. 222 (ATR)

## APRIL 2018

|                                          |                       |                                    |
|------------------------------------------|-----------------------|------------------------------------|
| Station Measurement: VOLUME/SPEED        |                       |                                    |
| Route: TH 65                             | Route Direction: N/S  | Lanes: 2                           |
| County: Aitkin                           | Closest City: McGrath |                                    |
| Functional Class: Rural Minor Arterial   |                       |                                    |
| Location: .6 MI N OF CSAH2, N OF MCGRATH |                       |                                    |
| Ref Post: 097+00.725                     | True Mile: 100.432    | Sequence No. 6767                  |
| <b>Volume: 35,361</b>                    |                       | <b>MADT: 1,179</b>                 |
| <b>Weekday (M-F) MADT: 1,066</b>         |                       | <b>Weekend (Sa-Su) MADT: 1,440</b> |



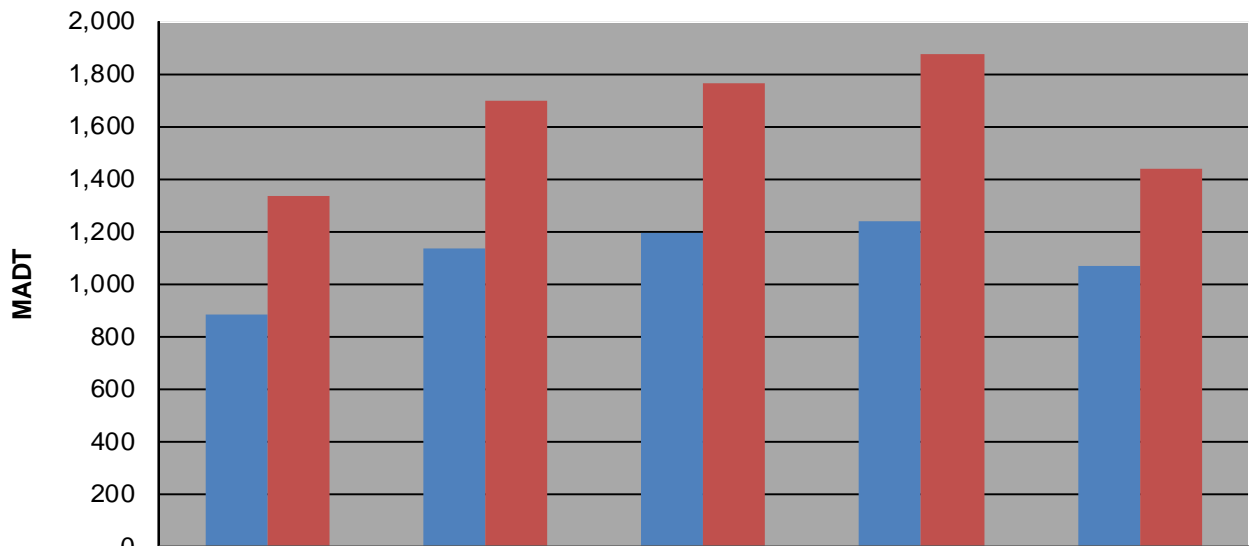
### Weekday (WD)/Weekend (WE) Monthly Average Daily Traffic



|        | Jan   | Feb   | Mar   | Apr   | May   | Jun   | Jul   | Aug   | Sep   | Oct   | Nov   | Dec   |
|--------|-------|-------|-------|-------|-------|-------|-------|-------|-------|-------|-------|-------|
| '14 WD | 836   | 836   | 844   | 886   | 1,778 | 1,732 | 2,142 | 2,044 | 1,788 | 1,504 | 1,488 | 1,034 |
| '14 WE | 1,092 | 1,090 | 1,162 | 1,336 | 2,346 | 2,510 | 3,474 | 3,086 | 2,640 | 2,712 | 2,074 | 1,254 |
| '15 WD | 934   | 936   | 998   | 1,136 | 1,936 | 1,830 | 2,260 | 1,952 | 2,034 | 1,638 | 1,686 | 1,042 |
| '15 WE | 1,252 | 1,198 | 1,388 | 1,700 | 2,564 | 2,934 | 3,628 | 3,098 | 2,900 | 2,940 | 2,184 | 1,282 |
| '16 WD | 964   | 1,054 | 1,018 | 1,194 | 2,172 | 2,080 | 2,794 | 2,238 | 2,250 | 1,770 | 1,690 | 1,070 |
| '16 WE | 1,382 | 1,408 | 1,396 | 1,762 | 2,810 | 3,240 | 3,794 | 3,724 | 3,244 | 3,214 | 2,288 | 1,090 |
| '17 WD | 1,020 | 1,096 | 998   | 1,242 | 2,084 | 2,258 | 2,774 | 2,402 | 2,246 | 1,840 | 1,662 | 1,076 |
| '17 WE | 1,432 | 1,484 | 1,394 | 1,872 | 2,830 | 3,372 | 4,390 | 3,958 | 3,062 | 3,022 | 2,238 | 1,322 |
| '18 WD | 1,058 | 1,080 | 1,020 | 1,066 |       |       |       |       |       |       |       |       |
| '18 WE | 1,424 | 1,334 | 1,396 | 1,440 |       |       |       |       |       |       |       |       |

Note: 'Weekday' defined as Monday-Friday, 'Weekend' defined as Saturday-Sunday

### Weekday/Weekend Monthly Average Daily Traffic ('14-'18)



|         | Apr-14 | Apr-15 | Apr-16 | Apr-17 | Apr-18 |
|---------|--------|--------|--------|--------|--------|
| Weekday | 886    | 1,136  | 1,194  | 1,242  | 1,066  |
| Weekend | 1,336  | 1,700  | 1,762  | 1,872  | 1,440  |