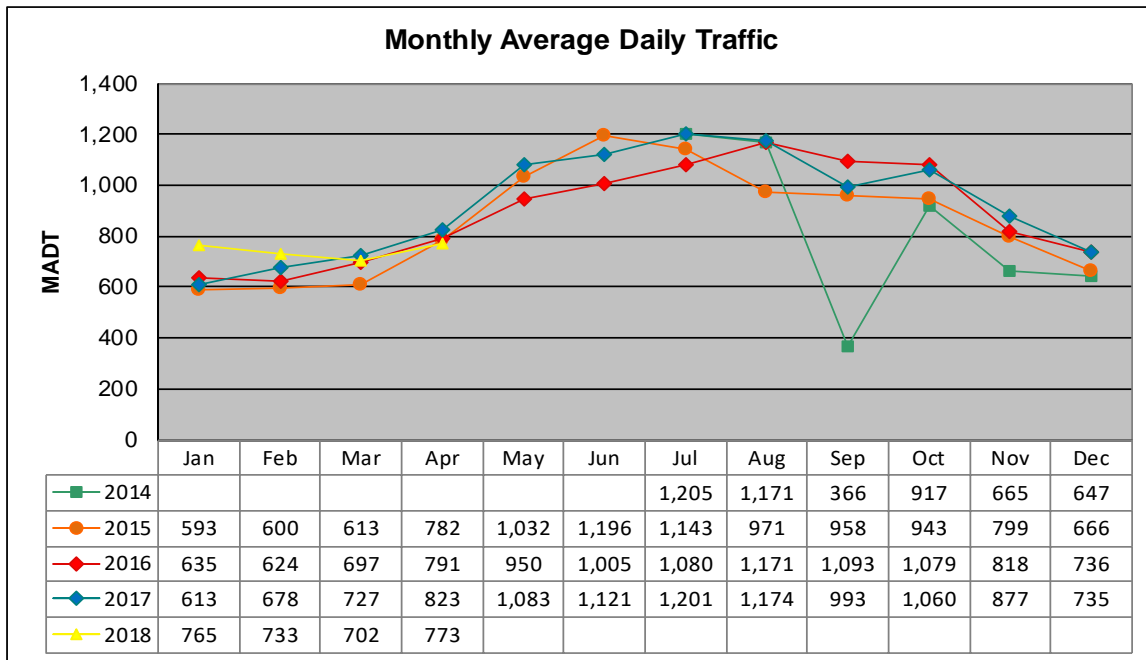


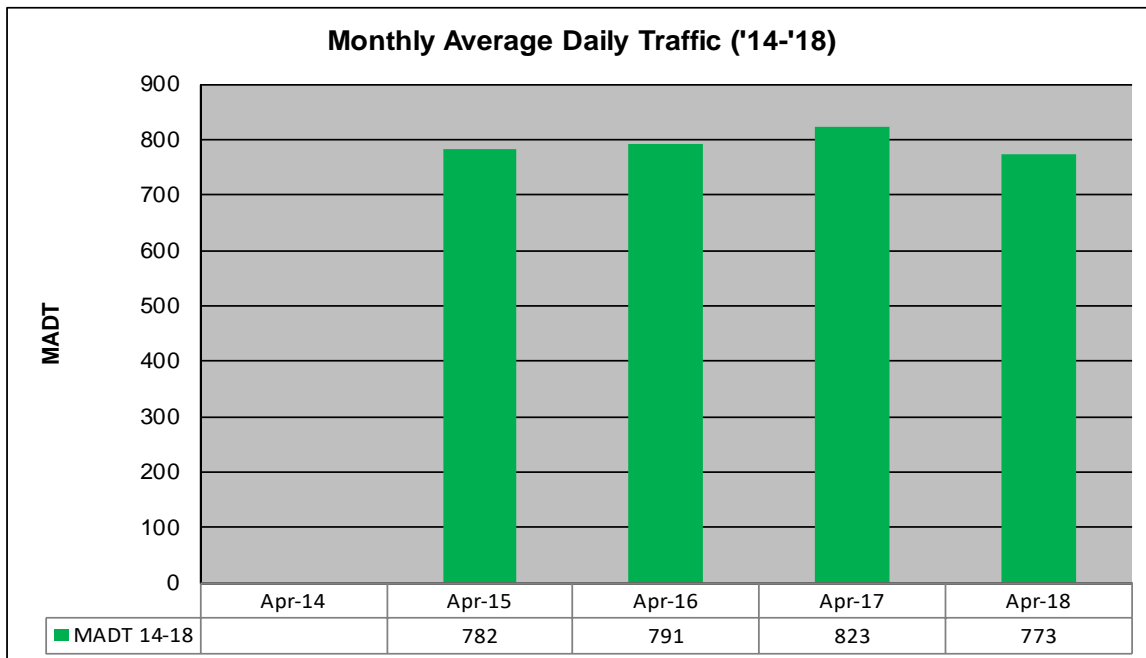
# MONTHLY REPORT, STATION NO. 218 (ATR)

## APRIL 2018

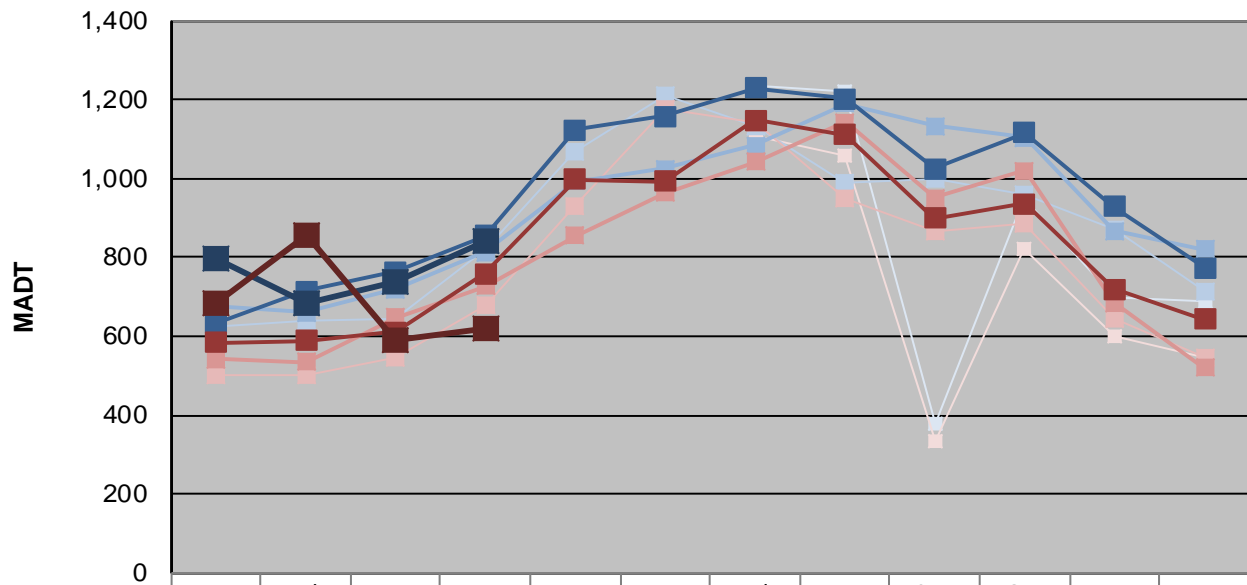
|  |                      |                                  |
|--|----------------------|----------------------------------|
| Station Measurement: VOLUME/SPEED/CLASS      |                      |                                  |
| Route: TH 29                                 | Route Direction: N/S | Lanes: 2                         |
| County: Chippewa                             |                      | Closest City: Montevideo         |
| Functional Class: Rural Minor Arterial       |                      |                                  |
| Location: S OF 120TH ST SE, NE OF MONTEVIDEO |                      |                                  |
| Ref Post: 021+00.260                         | True Mile: 21.098    | Sequence No. 6743                |
| <b>Volume: 23,186</b>                        |                      | <b>MADT: 773</b>                 |
| <b>Weekday (M-F) MADT: 842</b>               |                      | <b>Weekend (Sa-Su) MADT: 620</b> |



Note: Decrease in traffic September 2014 due to construction on TH 29... Increase in traffic June 2015 due to detours



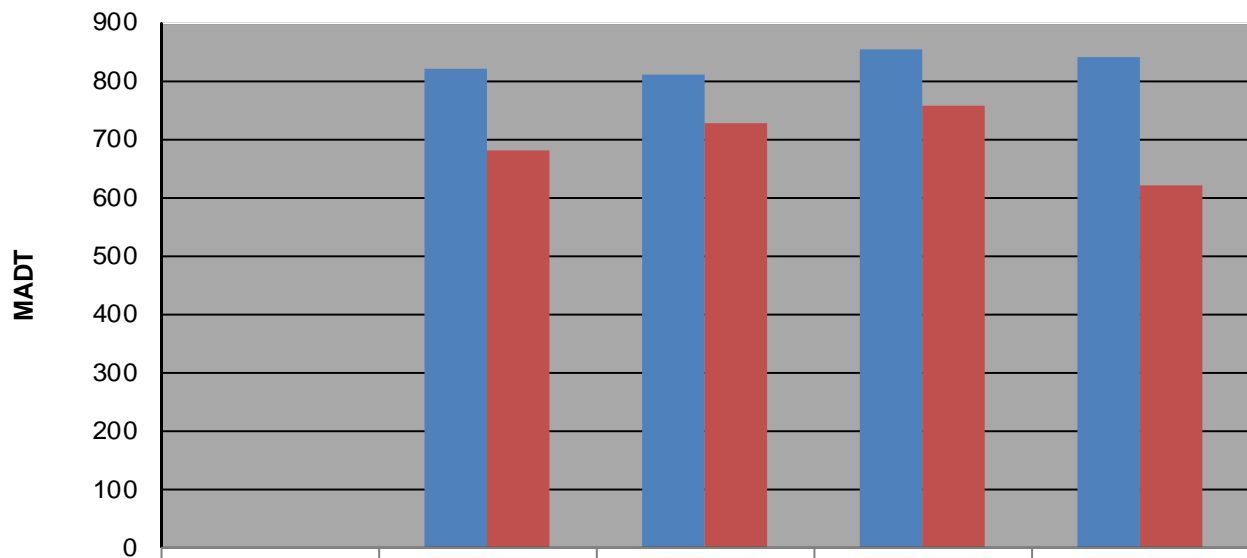
### Weekday (WD)/Weekend (WE) Monthly Average Daily Traffic



|        | Jan | Feb | Mar | Apr | May  | Jun  | Jul   | Aug   | Sep  | Oct  | Nov | Dec |
|--------|-----|-----|-----|-----|------|------|-------|-------|------|------|-----|-----|
| '14 WD |     |     |     |     |      |      | 1,236 | 1,222 | 380  | 948  | 698 | 688 |
| '14 WE |     |     |     |     |      |      | 1,108 | 1,056 | 332  | 822  | 598 | 546 |
| '15 WD | 626 | 640 | 646 | 820 | 1068 | 1212 | 1132  | 988   | 998  | 960  | 870 | 714 |
| '15 WE | 502 | 500 | 548 | 680 | 930  | 1176 | 1142  | 948   | 868  | 886  | 644 | 546 |
| '16 WD | 678 | 660 | 720 | 812 | 994  | 1024 | 1084  | 1190  | 1132 | 1104 | 868 | 820 |
| '16 WE | 542 | 534 | 648 | 726 | 854  | 962  | 1042  | 1144  | 952  | 1020 | 686 | 520 |
| '17 WD | 634 | 714 | 764 | 854 | 1124 | 1158 | 1230  | 1202  | 1026 | 1116 | 928 | 774 |
| '17 WE | 584 | 590 | 612 | 758 | 998  | 992  | 1148  | 1110  | 900  | 936  | 720 | 642 |
| '18 WD | 798 | 684 | 738 | 842 |      |      |       |       |      |      |     |     |
| '18 WE | 686 | 854 | 588 | 620 |      |      |       |       |      |      |     |     |

Note: 'Weekday' defined as Monday-Friday, 'Weekend' defined as Saturday-Sunday

### Weekday/Weekend Monthly Average Daily Traffic ('14-'18)



|         | Apr-14 | Apr-15 | Apr-16 | Apr-17 | Apr-18 |
|---------|--------|--------|--------|--------|--------|
| Weekday |        | 820    | 812    | 854    | 842    |
| Weekend |        | 680    | 726    | 758    | 620    |