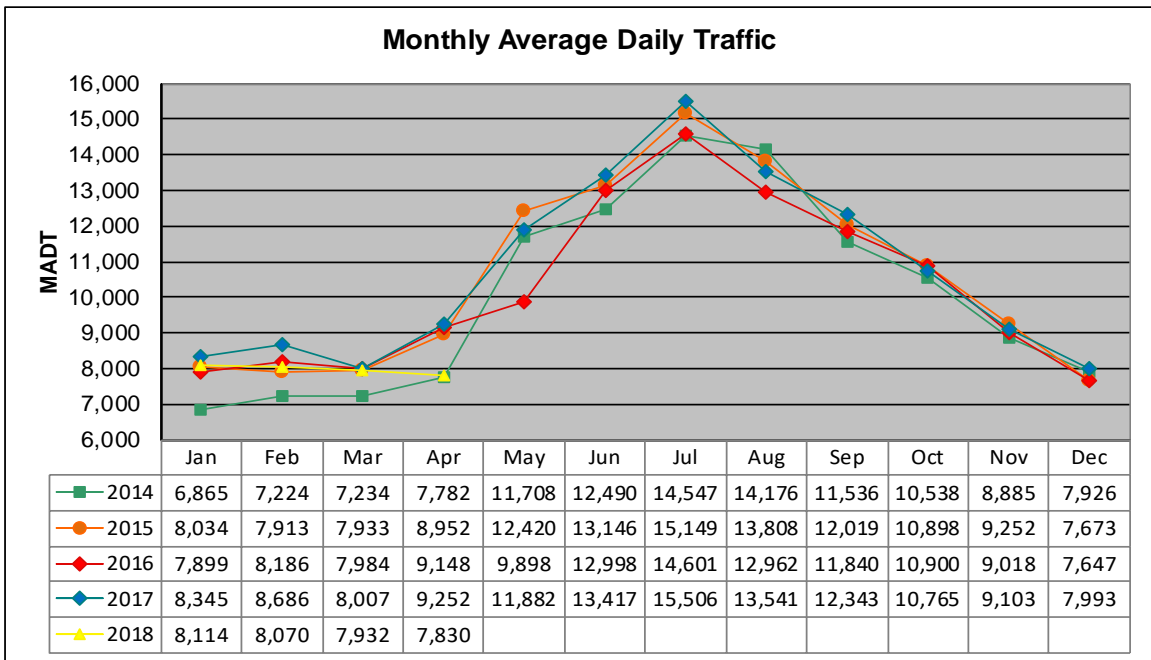


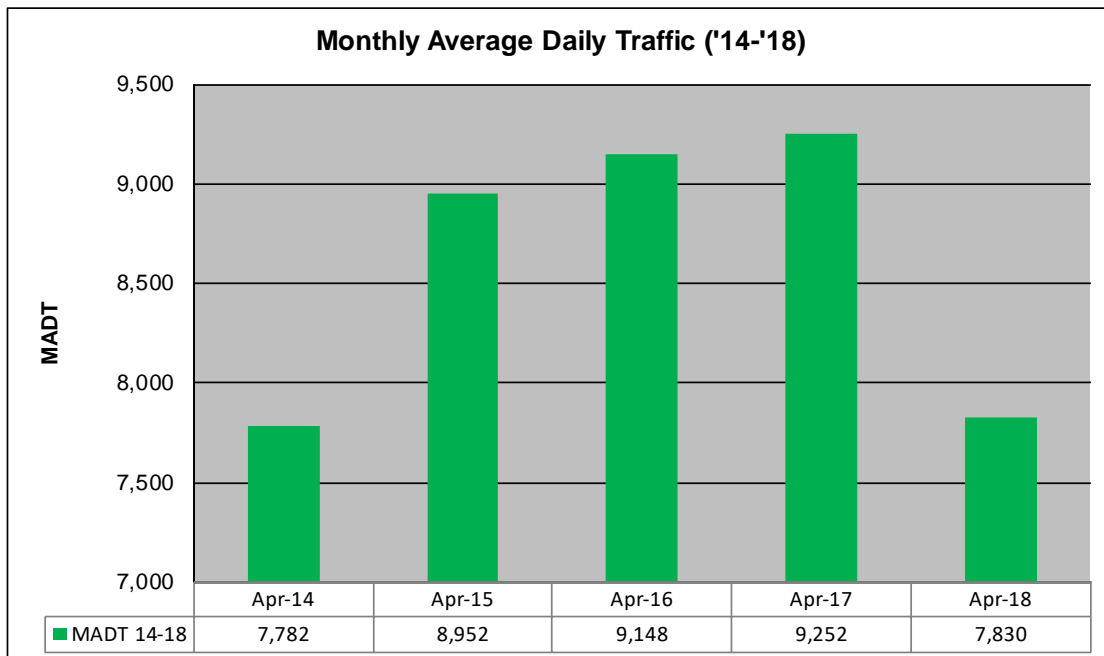
MONTHLY REPORT, STATION NO. 204 (ATR)

APRIL 2018

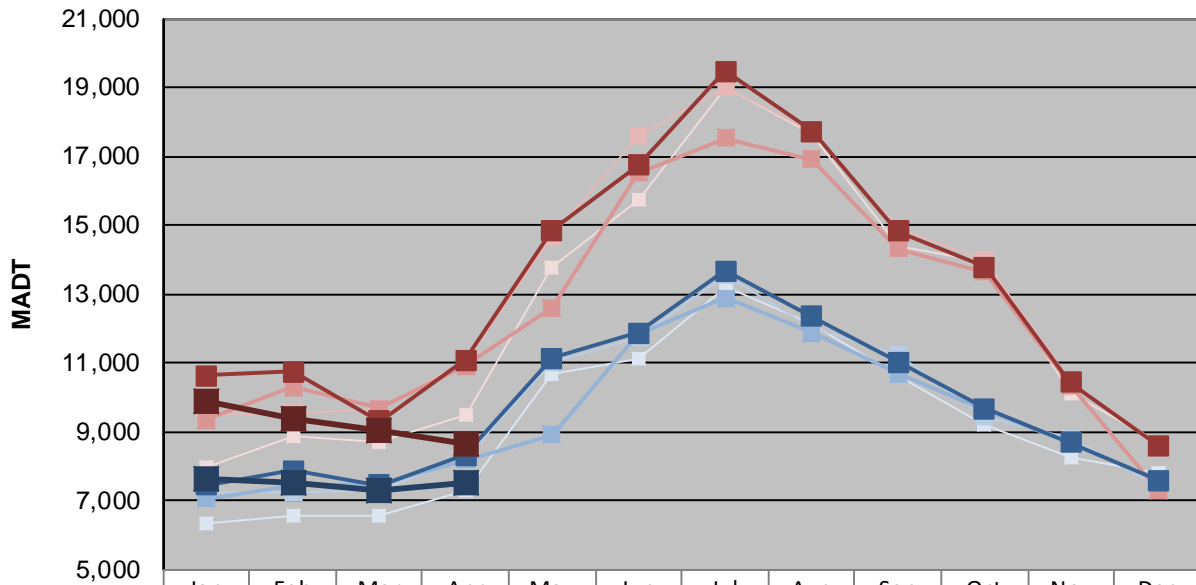
Station Measurement: VOLUME/SPEED/CLASS		
Route: TH 169	Route Direction: N/S	Lanes: 4
County: Mille Lacs		Closest City: Onamia
Functional Class: Rural Principal Arterial - Other		
Location: .3 MI N OF CSAH22 (350TH ST), S OF ONAMIA		
Ref Post: 212+00.700	True Mile: 210.2	Sequence No. 6780
Volume: 234,907		MADT: 7,830
Weekday (M-F) MADT: 7,506		Weekend (Sa-Su) MADT: 8,662



Note: Decrease in traffic May 2016 due to construction on TH 169



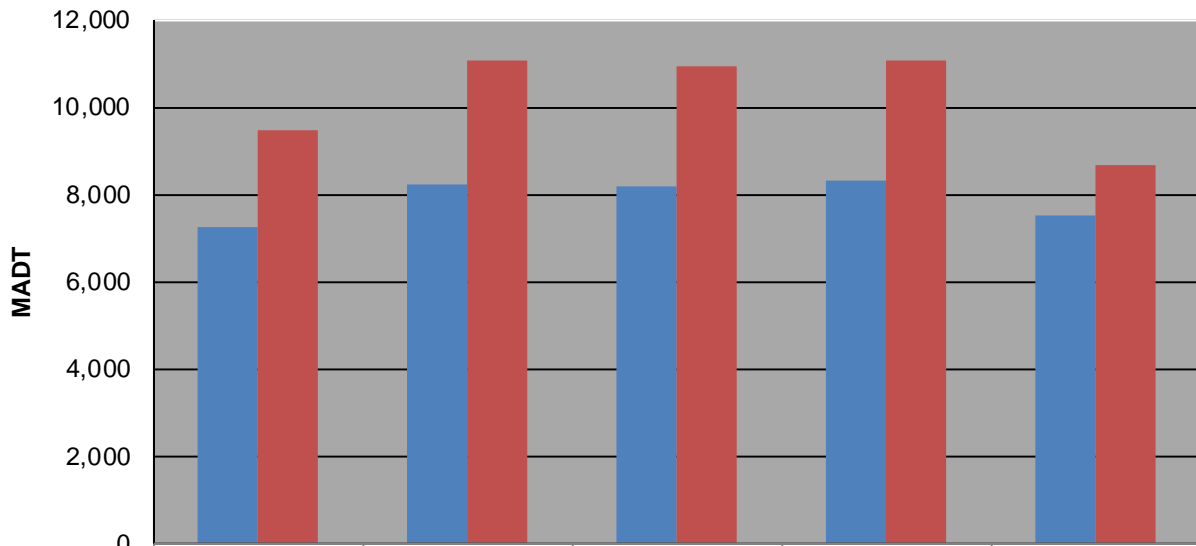
Weekday (WD)/Weekend (WE) Monthly Average Daily Traffic



	Jan	Feb	Mar	Apr	May	Jun	Jul	Aug	Sep	Oct	Nov	Dec
'14 WD	6,366	6,570	6,574	7,274	10,674	11,100	13,196	12,166	10,604	9,210	8,276	7,778
'14 WE	7,968	8,860	8,696	9,478	13,768	15,726	19,014	17,632	14,390	13,918	10,104	8,722
'15 WD	7,268	7,260	7,324	8,228	11,032	11,720	13,570	12,042	11,258	9,440	8,796	7,398
'15 WE	9,486	9,544	9,670	11,070	14,690	17,606	18,986	17,700	14,870	14,022	10,432	8,630
'16 WD	7,050	7,418	7,496	8,176	8,924	11,844	12,894	11,884	10,692	9,660	8,694	7,634
'16 WE	9,336	10,304	9,676	10,918	12,614	16,502	17,518	16,918	14,320	13,644	10,344	7,320
'17 WD	7,464	7,864	7,456	8,334	11,134	11,870	13,672	12,342	11,032	9,662	8,688	7,590
'17 WE	10,642	10,744	9,316	11,086	14,852	16,740	19,472	17,732	14,818	13,790	10,448	8,594
'18 WD	7,636	7,542	7,310	7,506								
'18 WE	9,882	9,386	9,058	8,662								

Note: 'Weekday' defined as Monday-Friday, 'Weekend' defined as Saturday-Sunday

Weekday/Weekend Monthly Average Daily Traffic ('14-'18)



	Apr-14	Apr-15	Apr-16	Apr-17	Apr-18
Weekday	7,274	8,228	8,176	8,334	7,506
Weekend	9,478	11,070	10,918	11,086	8,662