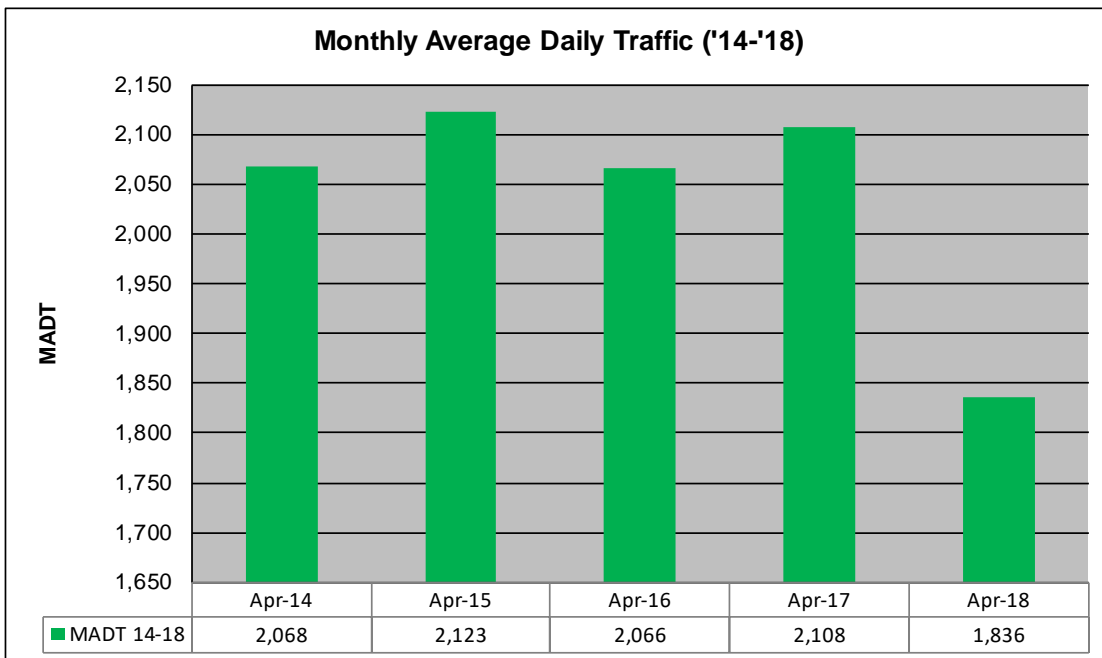
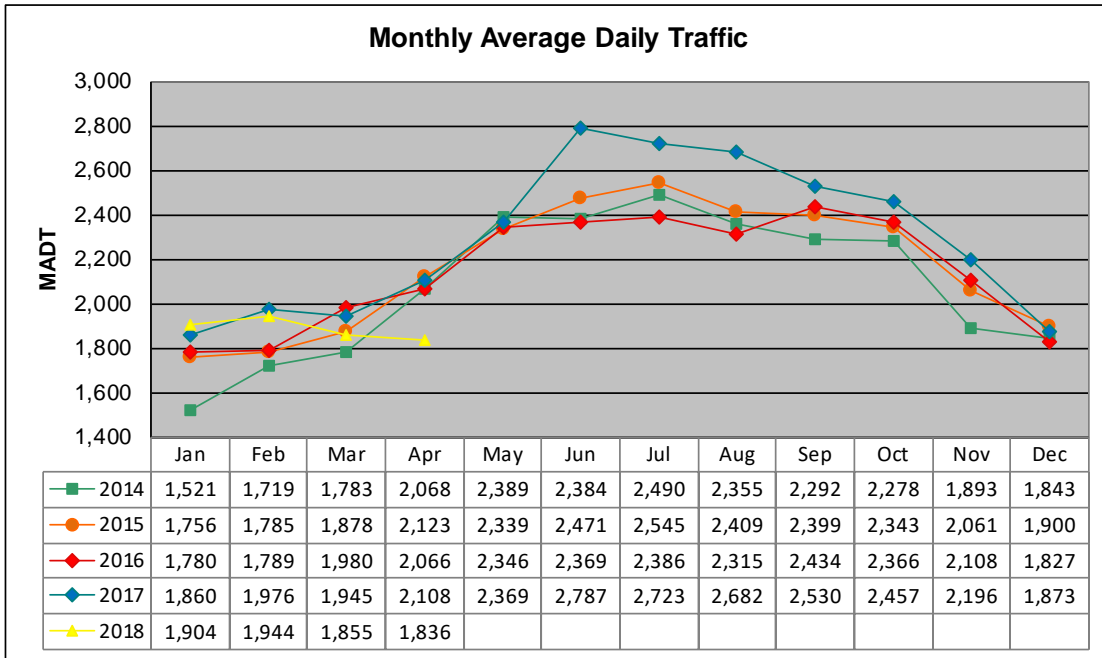


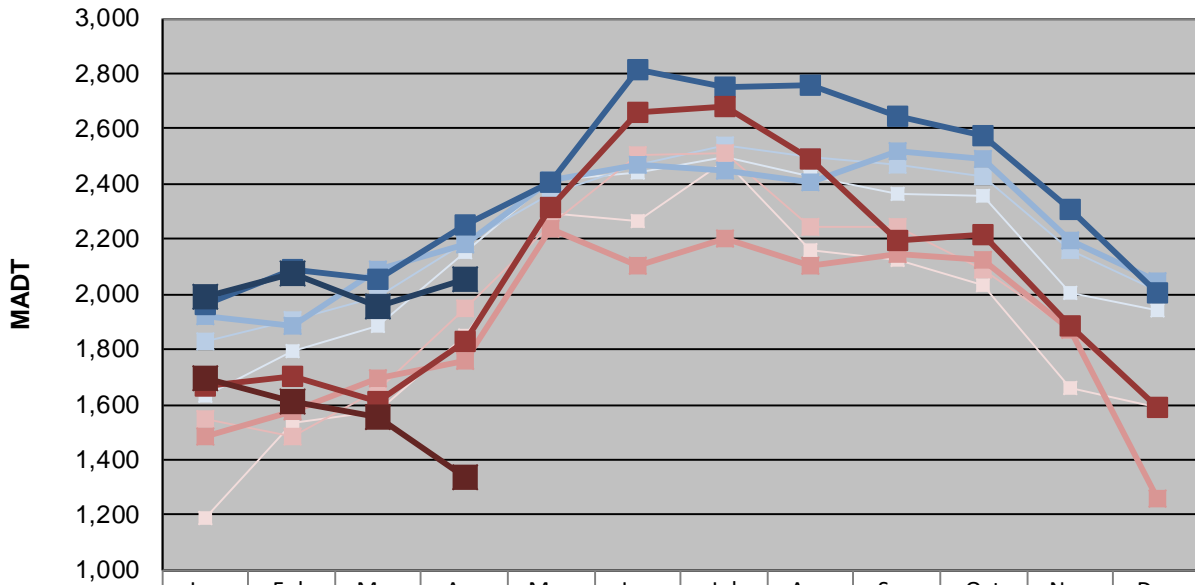
# MONTHLY REPORT, STATION NO. 179 (ATR)

## APRIL 2018

Station Measurement: VOLUME/SPEED/CLASS		
Route: TH 59	Route Direction: N/S	Lanes: 2
County: Lyon		Closest City: Garvin
Functional Class: Rural Principal Arterial - Other		
Location: AT CSAH14 (110TH ST), E OF GARVIN		
Ref Post: 056+00.631	True Mile: 54.394	Sequence No. 6746
<b>Volume: 55,077</b>		<b>MADT: 1,836</b>
<b>Weekday (M-F) MADT: 2,054</b>		<b>Weekend (Sa-Su) MADT: 1,336</b>



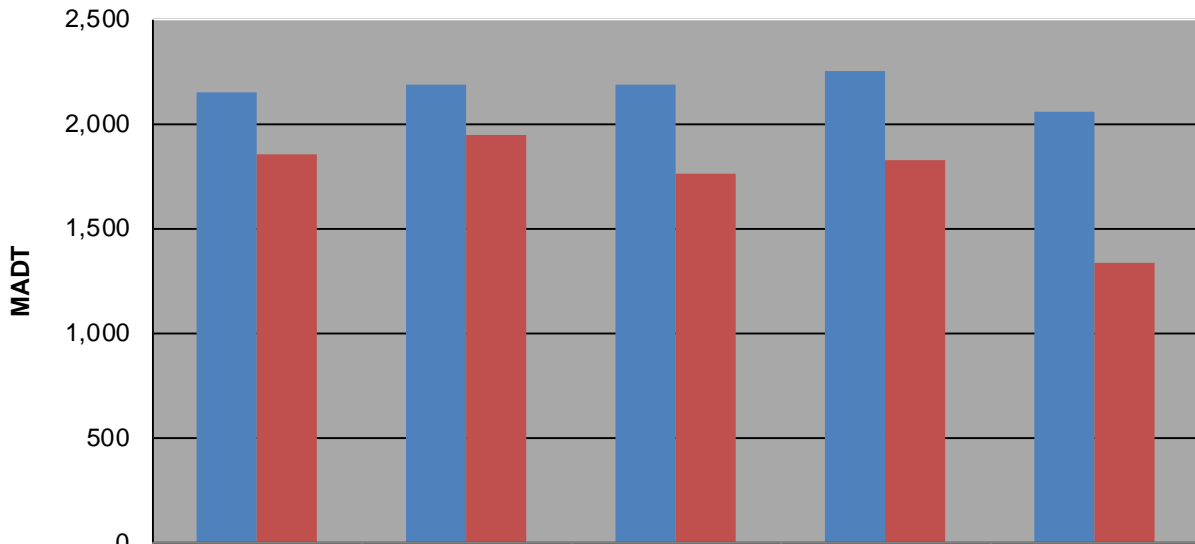
**Weekday (WD)/Weekend (WE) Monthly Average Daily Traffic**



	Jan	Feb	Mar	Apr	May	Jun	Jul	Aug	Sep	Oct	Nov	Dec
'14 WD	1,632	1,796	1,886	2,150	2,410	2,444	2,496	2,428	2,366	2,354	2,008	1,940
'14 WE	1,186	1,530	1,576	1,852	2,290	2,268	2,484	2,162	2,122	2,034	1,662	1,588
'15 WD	1,828	1,906	1,992	2,190	2,364	2,472	2,540	2,496	2,470	2,430	2,158	2,012
'15 WE	1,548	1,486	1,650	1,948	2,250	2,502	2,512	2,244	2,246	2,086	1,870	1,580
'16 WD	1,922	1,882	2,088	2,184	2,412	2,468	2,450	2,408	2,520	2,492	2,196	2,044
'16 WE	1,482	1,574	1,696	1,758	2,240	2,100	2,204	2,102	2,146	2,122	1,870	1,258
'17 WD	1,966	2,086	2,052	2,248	2,408	2,812	2,750	2,758	2,644	2,578	2,308	2,004
'17 WE	1,666	1,704	1,608	1,828	2,316	2,658	2,682	2,488	2,194	2,218	1,886	1,588
'18 WD	1,992	2,078	1,956	2,054								
'18 WE	1,694	1,610	1,554	1,336								

Note: 'Weekday' defined as Monday-Friday, 'Weekend' defined as Saturday-Sunday

**Weekday/Weekend Monthly Average Daily Traffic ('14-'18)**



	Apr-14	Apr-15	Apr-16	Apr-17	Apr-18
Weekday	2,150	2,190	2,184	2,248	2,054
Weekend	1,852	1,948	1,758	1,828	1,336