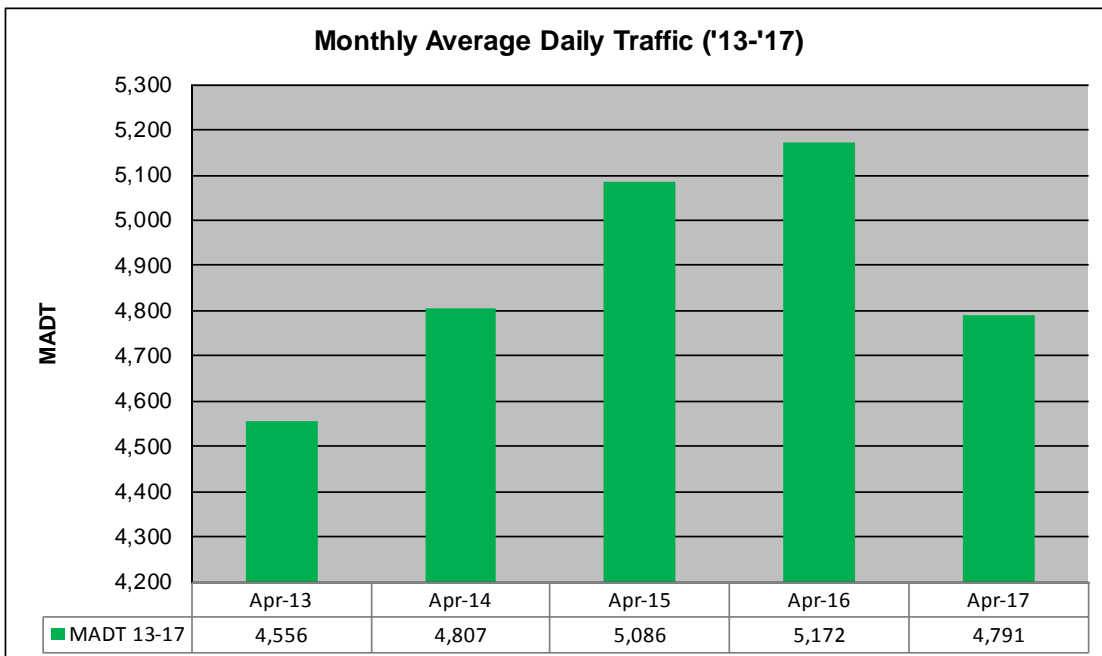
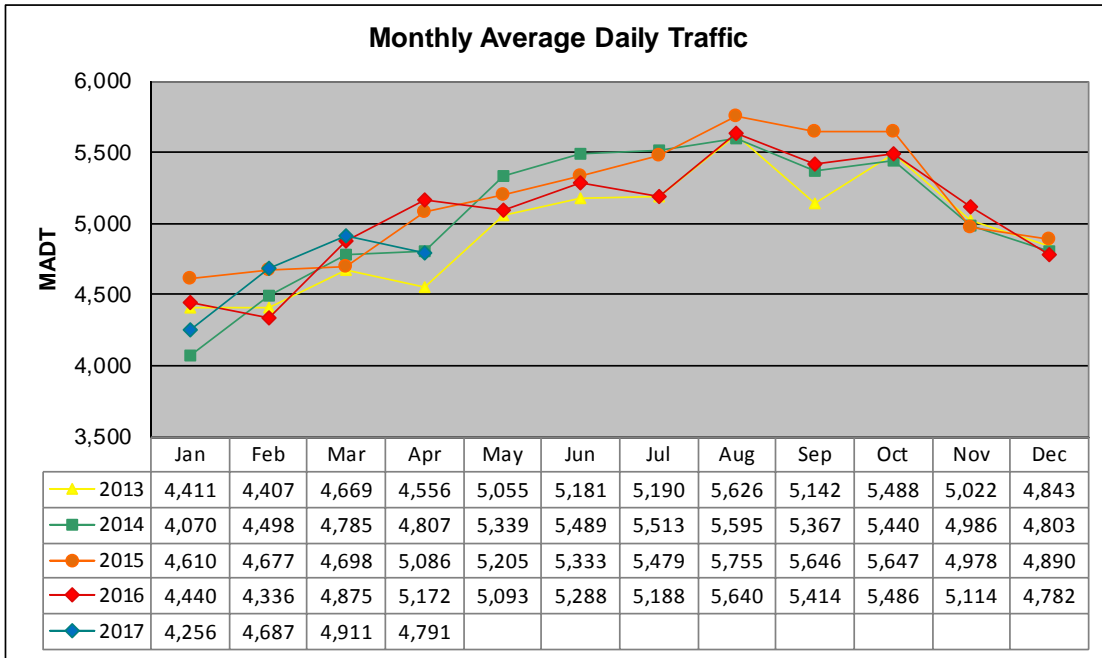


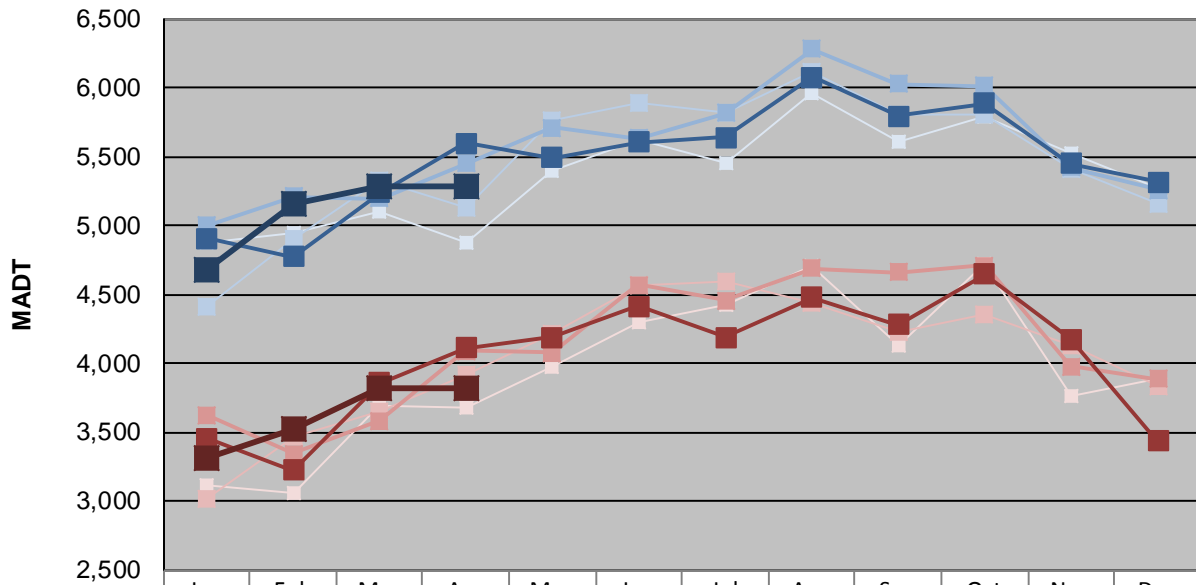
MONTHLY REPORT, STATION NO. 33 (WIM)

APRIL 2017

Station Measurement: VOLUME/SPEED/CLASS/WEIGHT		
Route: TH 212	Route Direction: E/W	Lanes: 2
County: Renville	Closest City: Olivia	
Functional Class: Rural Principal Arterial - Other		
Location: .7 MI E OF CSAH14 (1ST ST N), E OF OLIVIA		
Ref Post: 078+00.450	True Mile: 78.421	Sequence No. 4669
Volume: 143,723		MADT: 4,791
Weekday (M-F) MADT: 5,278		Weekend (Sa-Su) MADT: 3,816



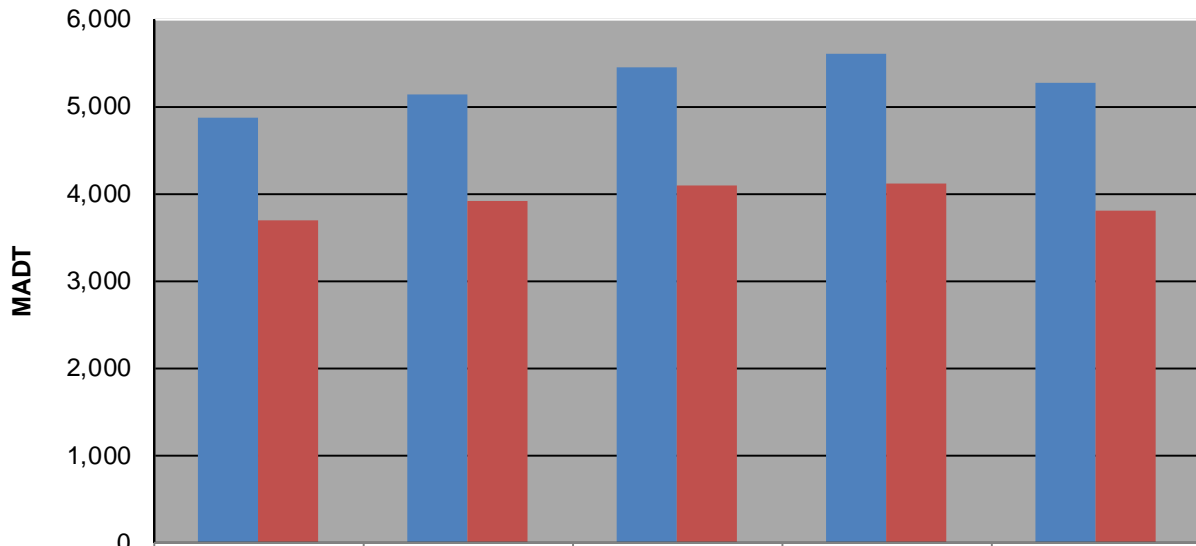
Weekday (WD)/Weekend (WE) Monthly Average Daily Traffic



	Jan	Feb	Mar	Apr	May	Jun	Jul	Aug	Sep	Oct	Nov	Dec
'13 WD	4,880	4,946	5,106	4,870	5,402	5,620	5,450	5,960	5,608	5,786	5,528	5,272
'13 WE	3,120	3,060	3,694	3,684	3,968	4,302	4,428	4,712	4,128	4,722	3,768	3,888
'14 WD	4,408	4,910	5,330	5,134	5,758	5,882	5,822	6,116	5,802	5,806	5,412	5,158
'14 WE	3,020	3,466	3,654	3,920	4,212	4,572	4,598	4,444	4,234	4,352	4,134	3,830
'15 WD	5,002	5,208	5,194	5,448	5,708	5,634	5,814	6,282	6,026	6,014	5,420	5,258
'15 WE	3,626	3,348	3,586	4,092	4,076	4,570	4,456	4,690	4,662	4,710	3,978	3,888
'16 WD	4,910	4,774	5,240	5,596	5,490	5,604	5,636	6,074	5,794	5,888	5,446	5,318
'16 WE	3,456	3,224	3,860	4,114	4,188	4,416	4,190	4,478	4,278	4,646	4,176	3,440
'17 WD	4,678	5,154	5,278	5,278								
'17 WE	3,320	3,518	3,816	3,816								

Note: 'Weekday' defined as Monday-Friday, 'Weekend' defined as Saturday-Sunday

Weekday/Weekend Monthly Average Daily Traffic ('13-'17)



	Apr-13	Apr-14	Apr-15	Apr-16	Apr-17
Weekday	4,870	5,134	5,448	5,596	5,278
Weekend	3,684	3,920	4,092	4,114	3,816