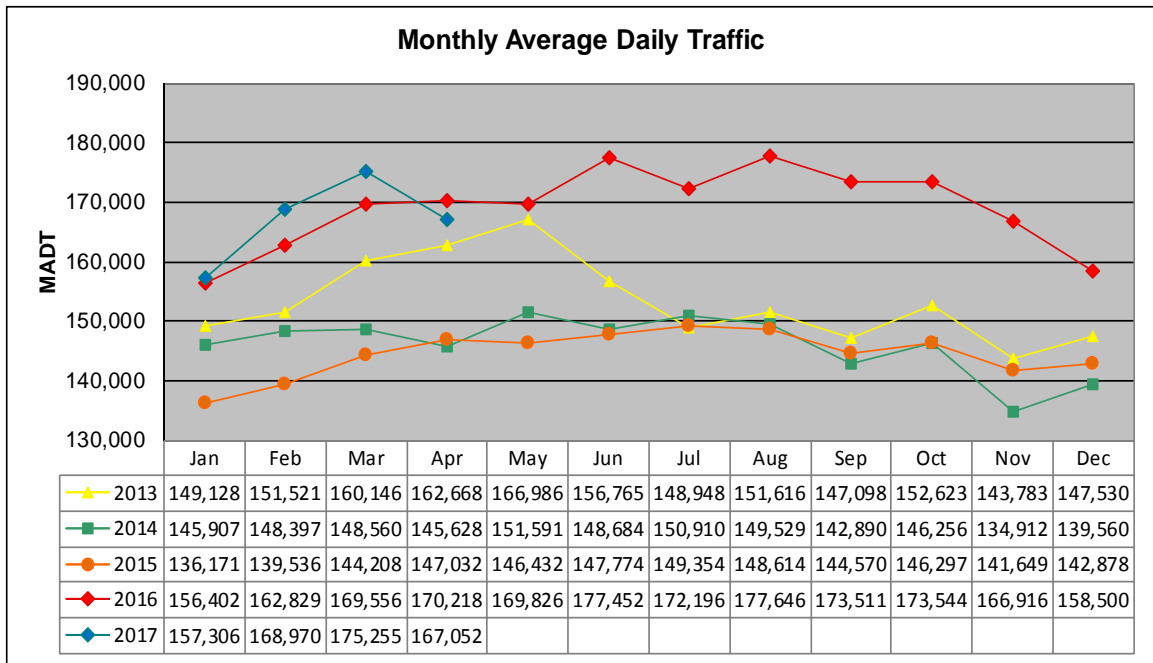


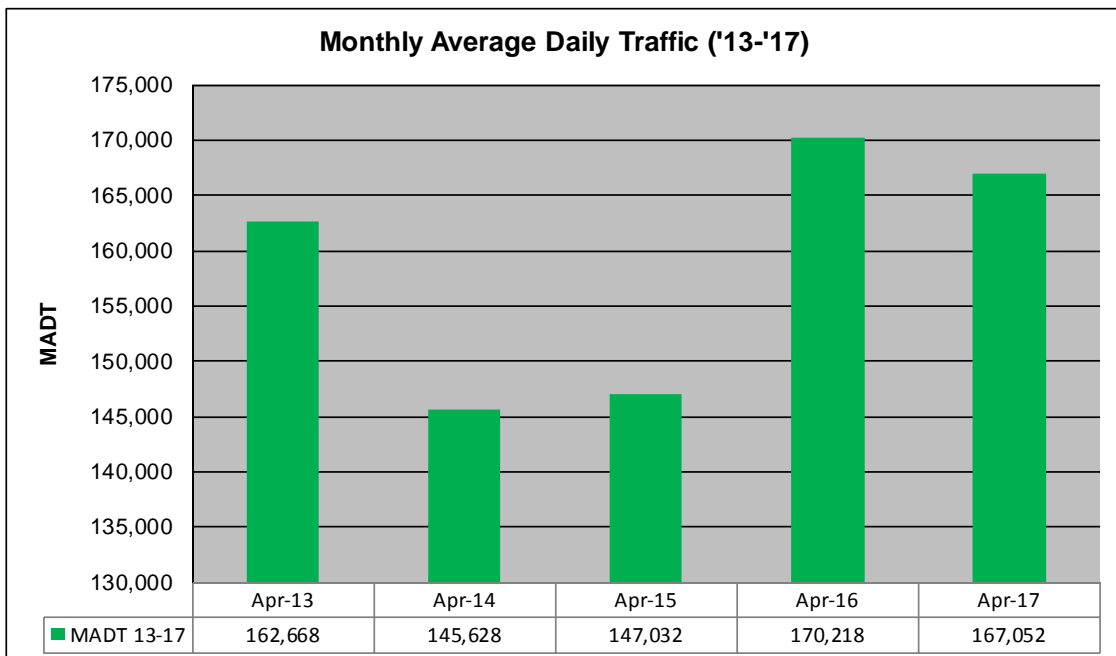
# MONTHLY REPORT, STATION NO. 321 (ATR)

## APRIL 2017

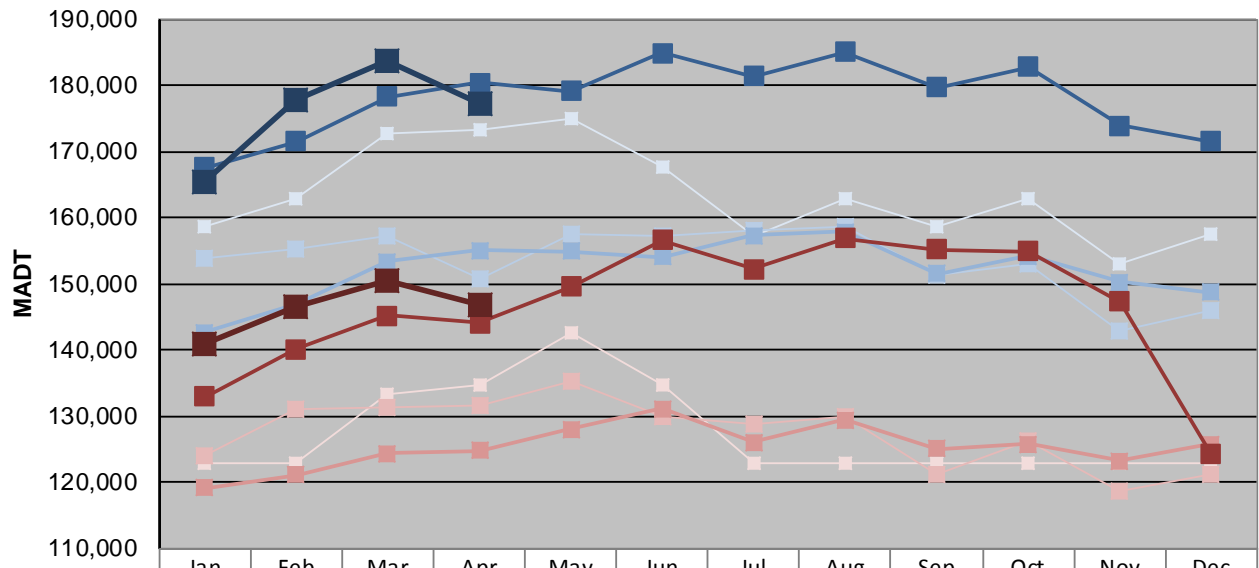
|   |                      |                                      |
|---|----------------------|--------------------------------------|
| <b>Station Measurement: VOLUME</b>                      |                      |                                      |
| Route: I-494  | Route Direction: E/W | Lanes: 6                             |
| County: Hennepin  |                      | Closest City: Bloomington            |
| Functional Class: Urban Principal Arterial - Interstate |                      |                                      |
| Location: W OF I-35W IN BLOOMINGTON                     |                      |                                      |
| Ref Post: 005+00.600                                    | True Mile: 5.605     | Sequence No. 9846                    |
| <b>Volume: 5,011,573</b>                                |                      | <b>MADT: 167,052</b>                 |
| <b>Weekday (M-F) MADT: 177,232</b>                      |                      | <b>Weekend (Sa-Su) MADT: 146,694</b> |



Note: Decrease in traffic June to November 2013, March to July 2014, and April 2016 due to construction on I-494



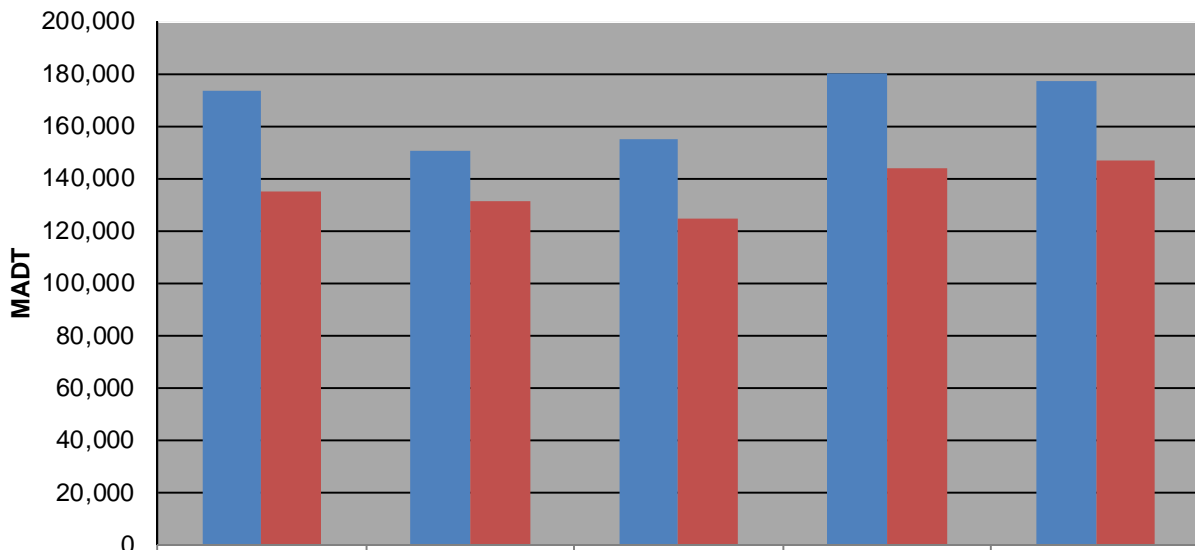
**Weekday (WD)/Weekend (WE) Monthly Average Daily Traffic**



|        | Jan     | Feb     | Mar     | Apr     | May     | Jun     | Jul     | Aug     | Sep     | Oct     | Nov     | Dec     |
|--------|---------|---------|---------|---------|---------|---------|---------|---------|---------|---------|---------|---------|
| '13 WD | 158,596 | 162,928 | 172,606 | 173,150 | 174,940 | 167,750 | 157,370 | 162,928 | 158,590 | 162,928 | 152,930 | 157,452 |
| '13 WE | 123,002 | 123,002 | 133,422 | 134,622 | 142,516 | 134,794 | 123,002 | 123,002 | 123,002 | 123,002 | 123,002 | 123,002 |
| '14 WD | 153,772 | 155,366 | 157,114 | 150,698 | 157,518 | 157,182 | 158,004 | 158,658 | 151,282 | 153,008 | 142,990 | 145,902 |
| '14 WE | 124,042 | 130,980 | 131,212 | 131,582 | 135,246 | 129,864 | 128,838 | 129,966 | 121,138 | 126,226 | 118,760 | 121,108 |
| '15 WD | 142,686 | 146,918 | 153,428 | 155,110 | 154,924 | 154,052 | 157,350 | 157,822 | 151,492 | 154,150 | 150,290 | 148,780 |
| '15 WE | 119,220 | 121,084 | 124,412 | 124,800 | 127,984 | 131,062 | 126,002 | 129,504 | 125,086 | 125,792 | 123,292 | 125,714 |
| '16 WD | 167,638 | 171,522 | 178,226 | 180,398 | 179,140 | 184,870 | 181,322 | 185,042 | 179,680 | 182,784 | 173,900 | 171,456 |
| '16 WE | 133,004 | 140,180 | 145,256 | 144,076 | 149,606 | 156,592 | 152,218 | 156,816 | 155,140 | 154,868 | 147,376 | 124,202 |
| '17 WD | 165,450 | 177,900 | 183,554 | 177,232 |         |         |         |         |         |         |         |         |
| '17 WE | 140,842 | 146,646 | 150,342 | 146,694 |         |         |         |         |         |         |         |         |

Note: 'Weekday' defined as Monday-Friday, 'Weekend' defined as Saturday-Sunday

**Weekday/Weekend Monthly Average Daily Traffic ('13-'17)**



|         | Apr-13  | Apr-14  | Apr-15  | Apr-16  | Apr-17  |
|---------|---------|---------|---------|---------|---------|
| Weekday | 173,150 | 150,698 | 155,110 | 180,398 | 177,232 |
| Weekend | 134,622 | 131,582 | 124,800 | 144,076 | 146,694 |