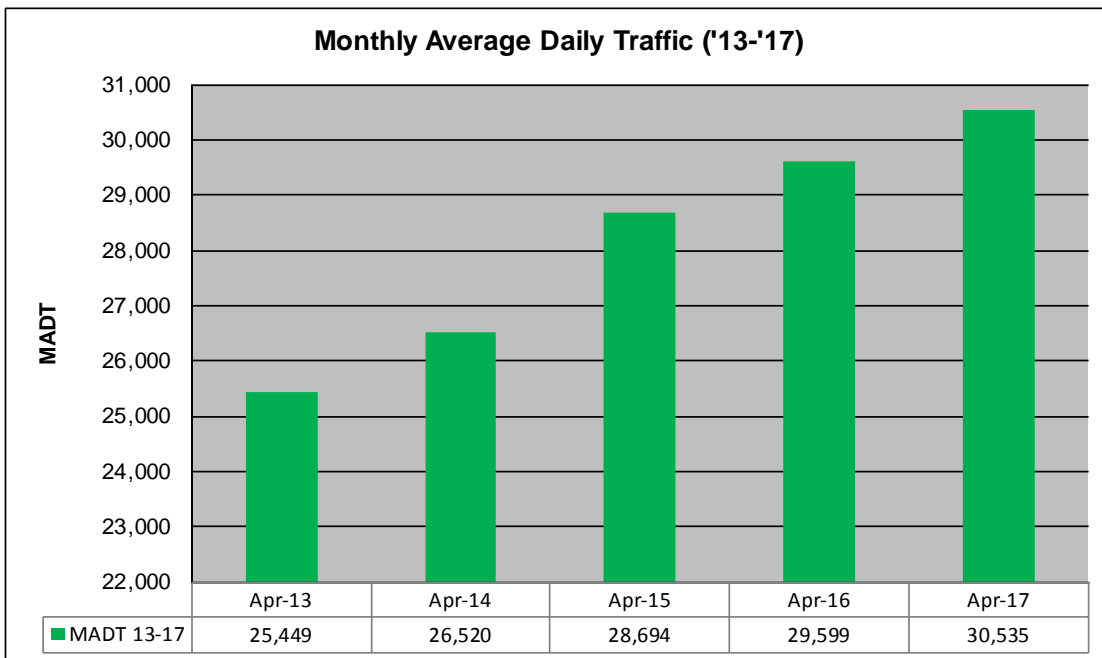
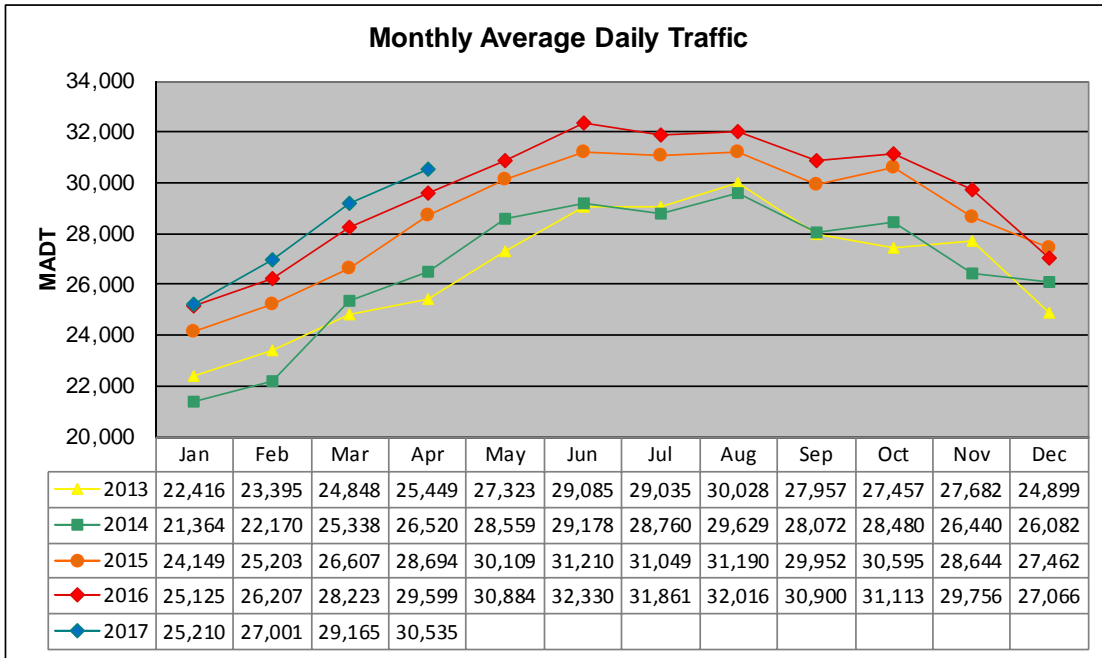


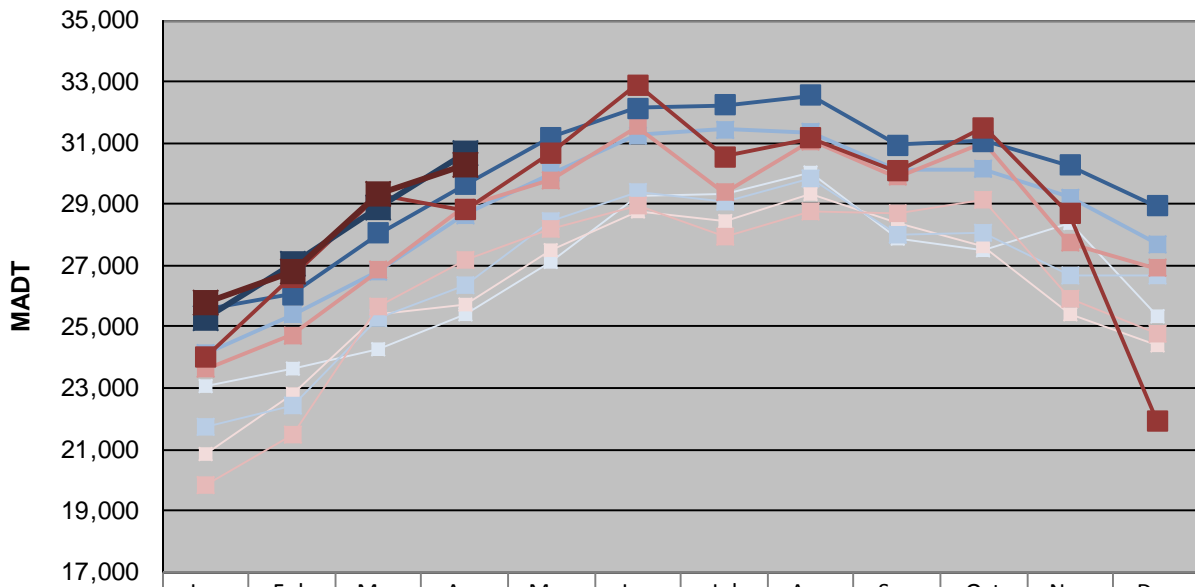
# MONTHLY REPORT, STATION NO. 32 (WIM)

## APRIL 2017

Station Measurement: VOLUME/SPEED/CLASS		
Route: TH 52	Route Direction: N/S	Lanes: 4
County: Olmsted	Closest City: Oronoco	
Functional Class: Rural Principal Arterial - Other		
Location: .25 MI N OF CSAH12 (100TH ST NW), S OF ORONOCO		
Ref Post: 066+00.000	True Mile: 65.344	Sequence No. 67740
<b>Volume: 916,040</b>		<b>MADT: 30,535</b>
<b>Weekday (M-F) MADT: 30,668</b>		<b>Weekend (Sa-Su) MADT: 30,270</b>



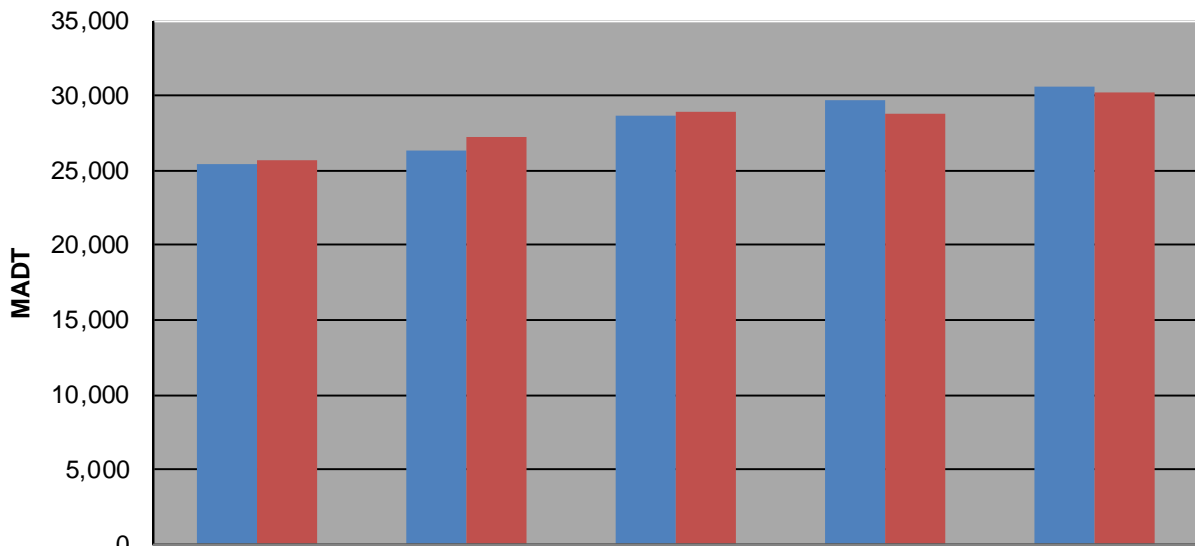
### Weekday (WD)/Weekend (WE) Monthly Average Daily Traffic



	Jan	Feb	Mar	Apr	May	Jun	Jul	Aug	Sep	Oct	Nov	Dec
'13 WD	23,074	23,618	24,288	25,430	27,142	29,256	29,338	30,052	27,896	27,530	28,412	25,322
'13 WE	20,842	22,836	25,392	25,736	27,494	28,744	28,450	29,336	28,408	27,626	25,428	24,388
'14 WD	21,706	22,448	25,264	26,382	28,432	29,384	29,064	29,830	28,006	28,052	26,694	26,664
'14 WE	19,818	21,478	25,690	27,198	28,210	28,974	27,920	28,740	28,716	29,176	25,932	24,792
'15 WD	24,128	25,396	26,818	28,668	30,016	31,266	31,456	31,346	30,112	30,142	29,222	27,698
'15 WE	23,634	24,720	26,848	28,896	29,790	31,548	29,378	31,070	29,876	31,016	27,734	26,912
'16 WD	25,546	26,070	28,060	29,640	31,194	32,148	32,236	32,536	30,920	31,048	30,280	28,952
'16 WE	23,998	26,636	29,328	28,816	30,672	32,900	30,548	31,160	30,088	31,508	28,674	21,942
'17 WD	25,286	27,076	28,904	30,668								
'17 WE	25,764	26,810	29,350	30,270								

Note: 'Weekday' defined as Monday-Friday, 'Weekend' defined as Saturday-Sunday

### Weekday/Weekend Monthly Average Daily Traffic ('13-'17)



	Apr-13	Apr-14	Apr-15	Apr-16	Apr-17
Weekday	25,430	26,382	28,668	29,640	30,668
Weekend	25,736	27,198	28,896	28,816	30,270