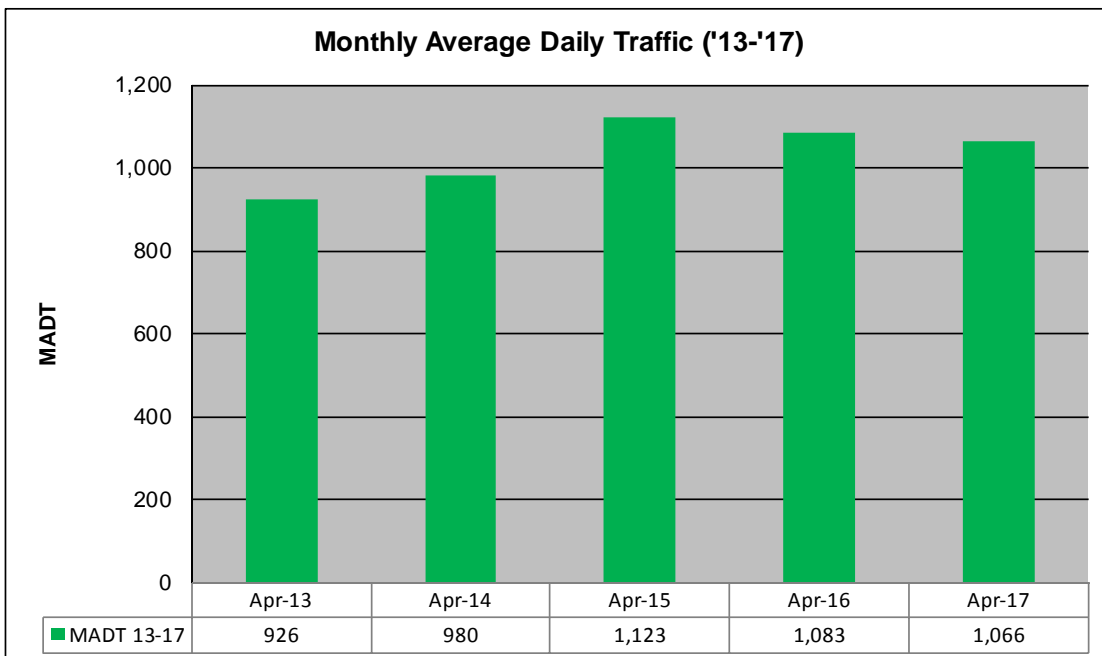
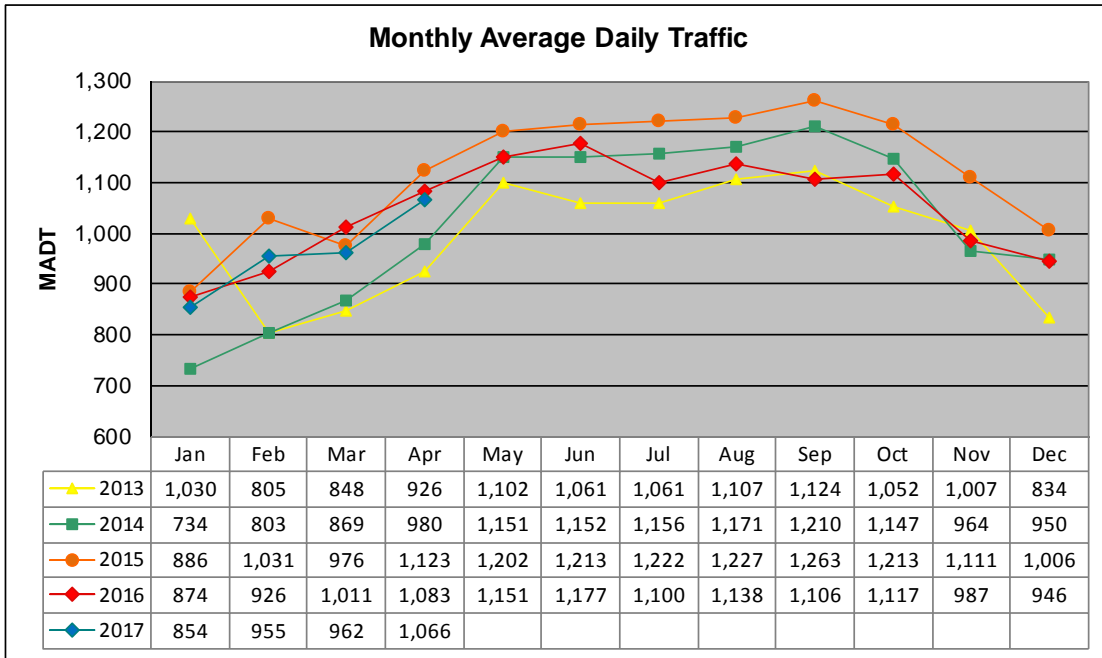


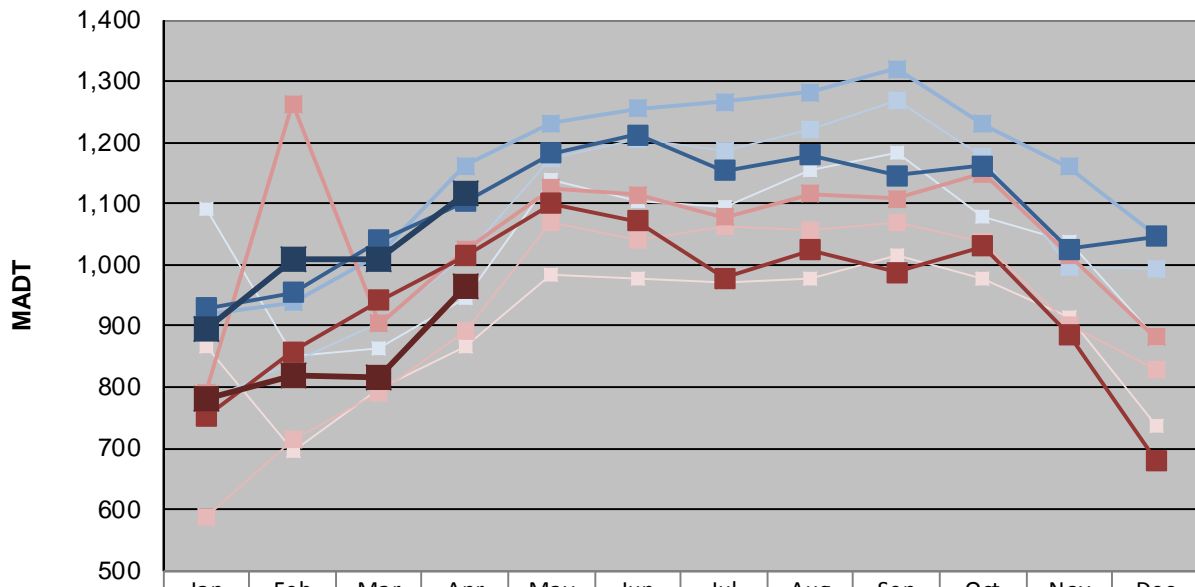
MONTHLY REPORT, STATION NO. 229 (ATR)

APRIL 2017

Station Measurement: VOLUME/SPEED/CLASS		
Route: CSAH 18	Route Direction: E/W	Lanes: 2
County: McLeod	Closest City: Hutchinson	
Functional Class: Rural Major Collector		
Location: 4.3 MI W OF CSAH7, SW OF HUTCHINSON		
Ref Post: 000+00.535	True Mile: 0.535	Sequence No. 19125
Volume: 31,974		MADT: 1,066
Weekday (M-F) MADT: 1,116		Weekend (Sa-Su) MADT: 964



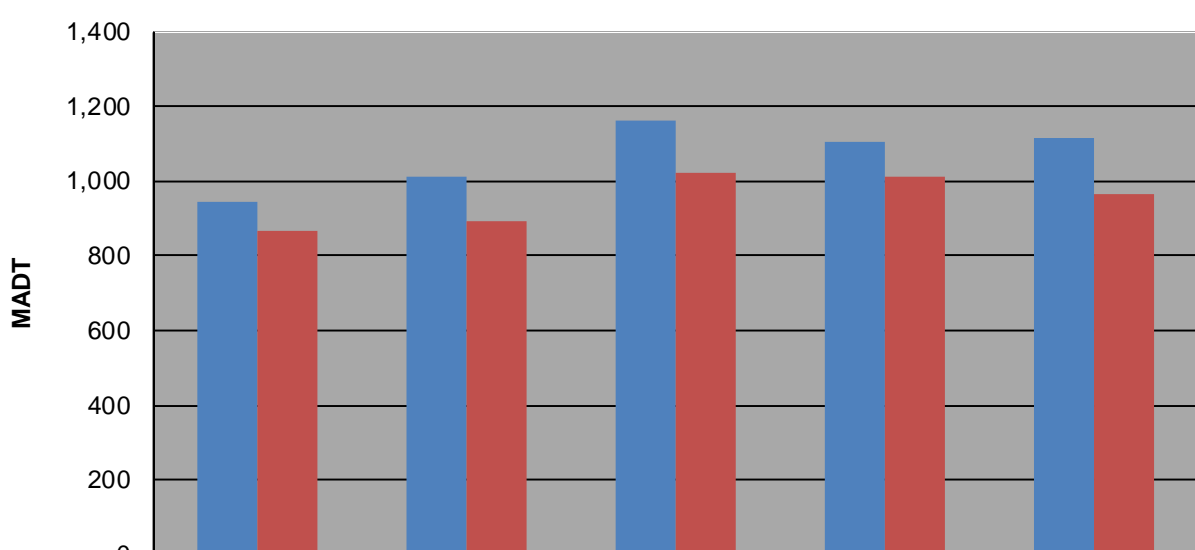
Weekday (WD)/Weekend (WE) Monthly Average Daily Traffic



	Jan	Feb	Mar	Apr	May	Jun	Jul	Aug	Sep	Oct	Nov	Dec
'13 WD	1,092	850	864	946	1,138	1,104	1,094	1,156	1,182	1,080	1,038	878
'13 WE	868	696	796	866	984	976	970	978	1,014	976	914	738
'14 WD	778	840	906	1,014	1,174	1,204	1,186	1,222	1,270	1,178	998	994
'14 WE	588	714	792	892	1,070	1,040	1,064	1,056	1,070	1,038	900	830
'15 WD	918	938	1,018	1,162	1,232	1,256	1,266	1,282	1,320	1,230	1,160	1,048
'15 WE	790	1,264	904	1,024	1,126	1,114	1,078	1,116	1,108	1,150	1,016	882
'16 WD	930	954	1,040	1,104	1,182	1,212	1,154	1,180	1,146	1,162	1,026	1,046
'16 WE	752	858	942	1,014	1,100	1,072	978	1,024	988	1,030	886	680
'17 WD	894	1,010	1,008	1,116								
'17 WE	782	818	816	964								

Note: 'Weekday' defined as Monday-Friday, 'Weekend' defined as Saturday-Sunday

Weekday/Weekend Monthly Average Daily Traffic ('13-'17)



	Apr-13	Apr-14	Apr-15	Apr-16	Apr-17
Weekday	946	1,014	1,162	1,104	1,116
Weekend	866	892	1,024	1,014	964