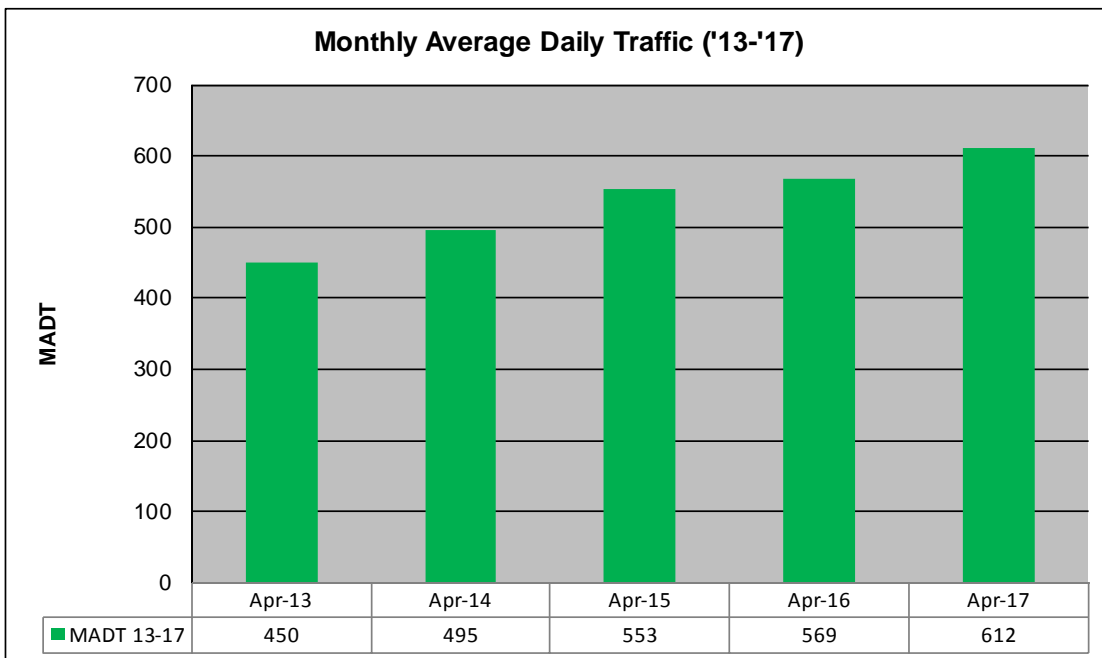
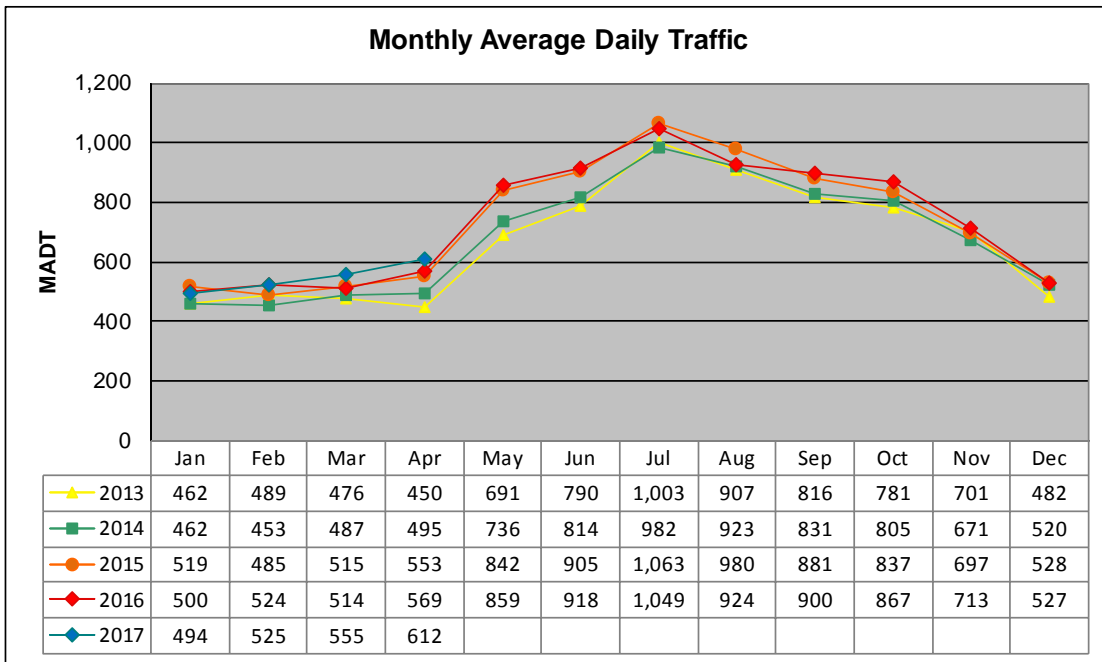


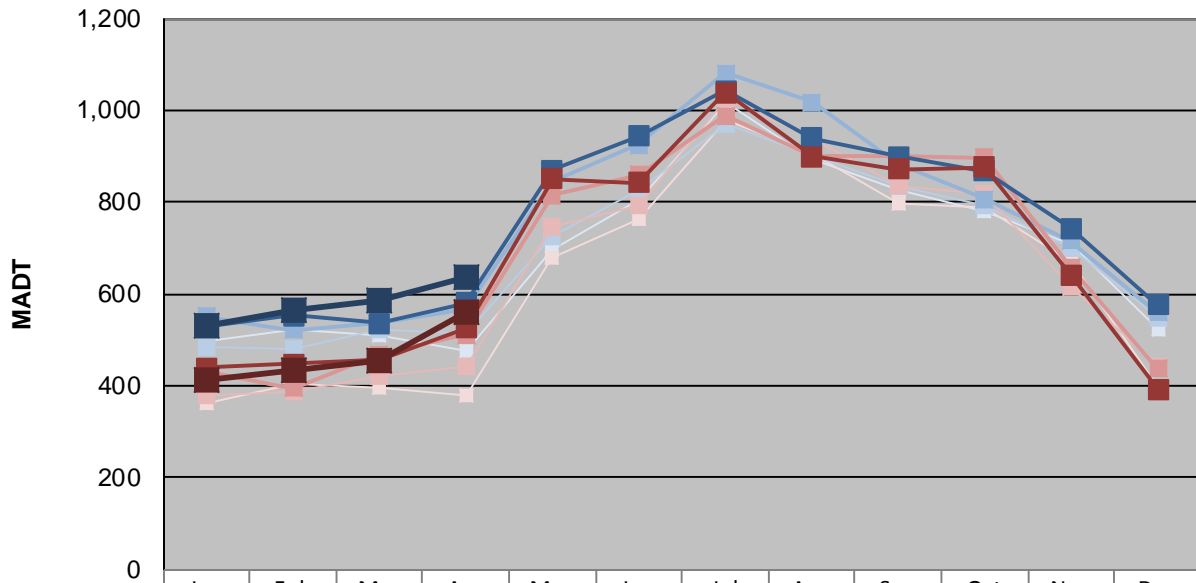
MONTHLY REPORT, STATION NO. 228 (ATR)

APRIL 2017

Station Measurement: VOLUME/SPEED/CLASS		
Route: CSAH 7	Route Direction: N/S	Lanes: 2
County: Itasca	Closest City: Hibbing	
Functional Class: Rural Major Collector		
Location: N OF CR339, W OF HIBBING		
Ref Post: 018+00.891	True Mile: 18.891	Sequence No. 30654
Volume: 18,353		MADT: 612
Weekday (M-F) MADT: 580		Weekend (Sa-Su) MADT: 526



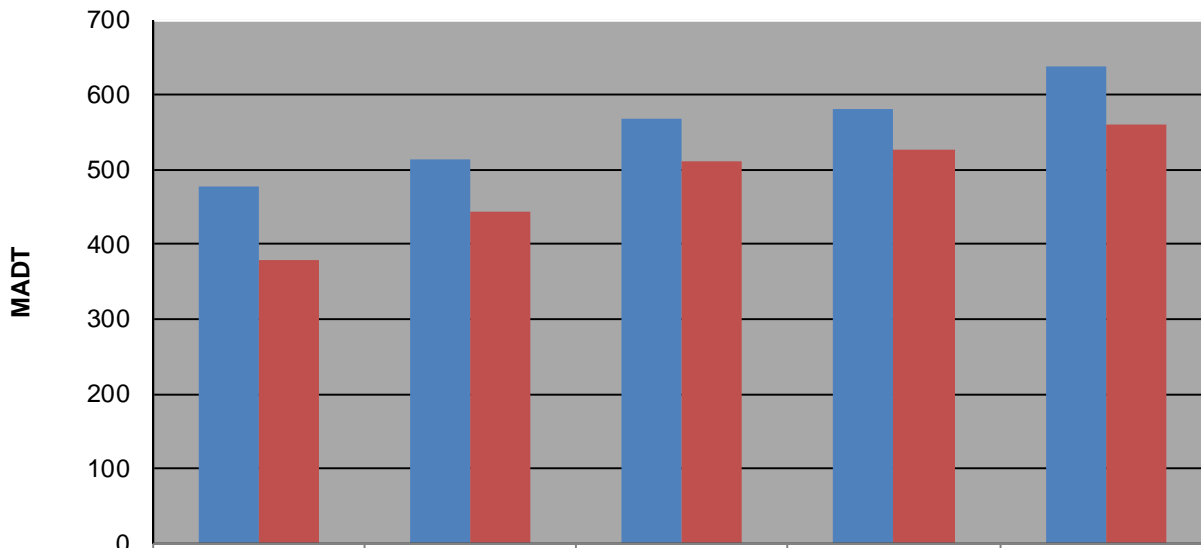
Weekday (WD)/Weekend (WE) Monthly Average Daily Traffic



	Jan	Feb	Mar	Apr	May	Jun	Jul	Aug	Sep	Oct	Nov	Dec
'13 WD	498	522	510	478	694	804	1,016	894	826	782	710	522
'13 WE	362	406	398	378	678	764	980	906	798	790	670	396
'14 WD	486	480	522	514	724	828	972	904	834	794	698	548
'14 WE	378	388	420	444	748	794	1,024	942	836	820	616	444
'15 WD	552	522	538	568	846	924	1,080	1,018	882	806	716	560
'15 WE	430	394	468	512	816	860	988	900	900	898	658	438
'16 WD	528	554	536	580	870	944	1,042	940	900	868	744	576
'16 WE	440	448	456	526	850	842	1,038	900	872	876	642	392
'17 WD	532	564	588	638								
'17 WE	414	432	456	560								

Note: 'Weekday' defined as Monday-Friday, 'Weekend' defined as Saturday-Sunday

Weekday/Weekend Monthly Average Daily Traffic ('13-'17)



	Apr-13	Apr-14	Apr-15	Apr-16	Apr-17
Weekday	478	514	568	580	638
Weekend	378	444	512	526	560