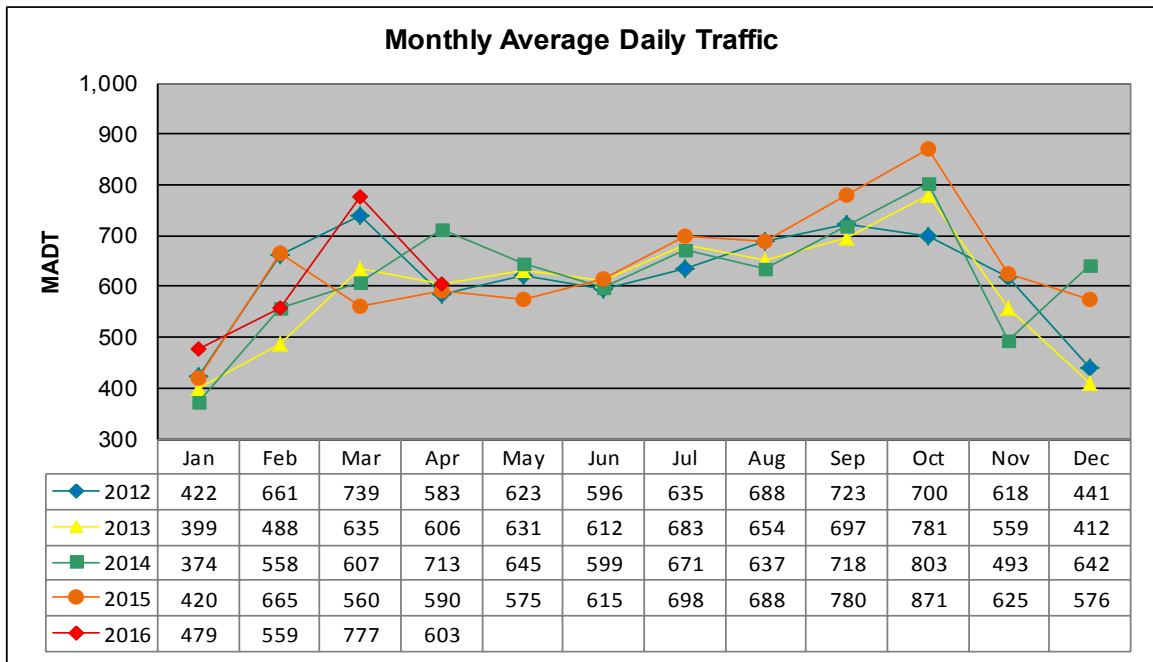


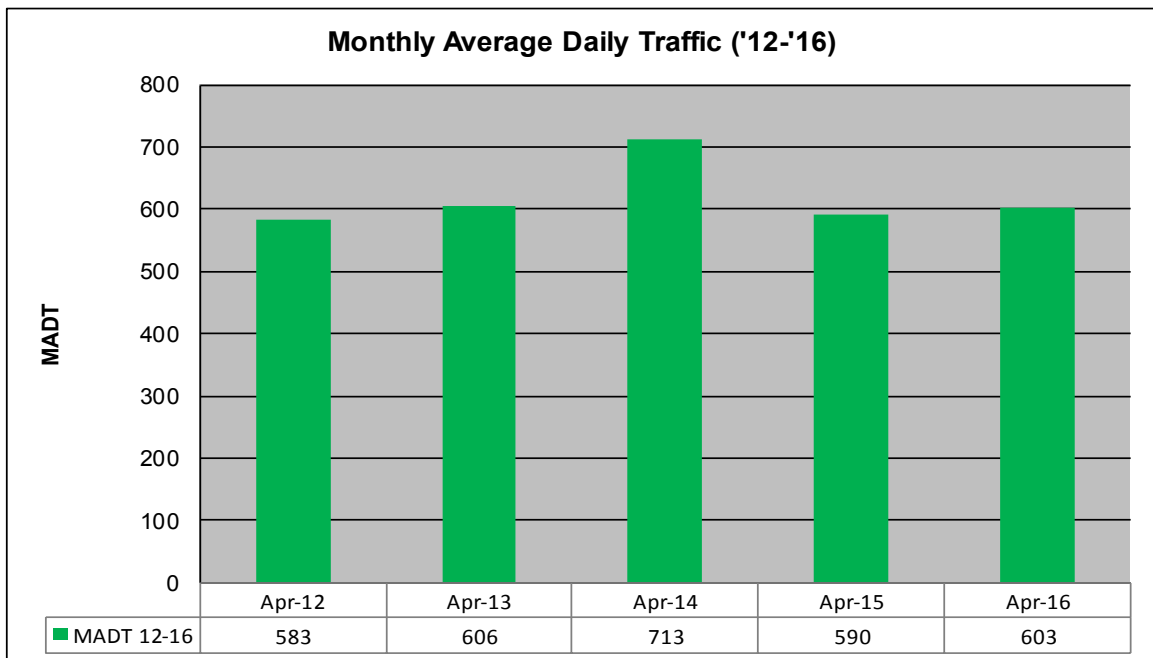
# MONTHLY REPORT, STATION NO. 209 (ATR)

## APRIL 2016

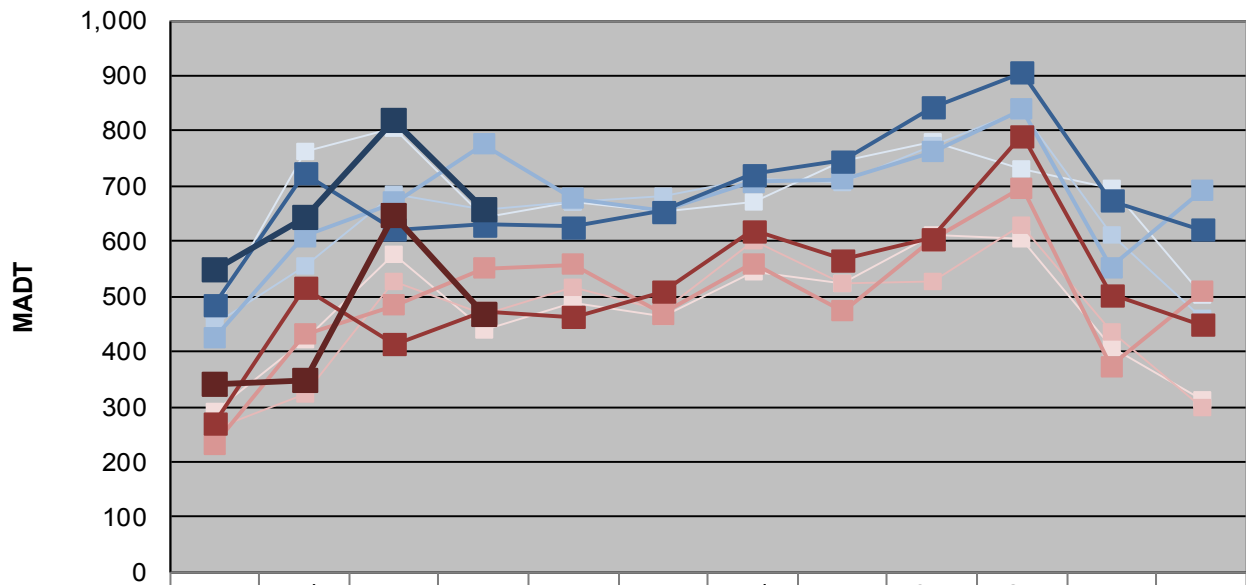
Station Measurement: VOLUME/SPEED/CLASS		
Route: TH 75	Route Direction: N/S	Lanes: 2
County: Polk	Closest City: Warren	
Functional Class: Rural Minor Arterial		
Location: 1.7 MI N OF CSAH23 (40TH AVE NW), SE OF WARREN		
Ref Post: 343+00.155	True Mile: 343.144	Sequence No. 6723
<b>Volume: 18,102</b>		<b>MADT: 603</b>
<b>Weekday (M-F) MADT: 658</b>		<b>Weekend (Sa-Su) MADT: 468</b>



Note: Increase in traffic December 2014 and 2015 due to detours



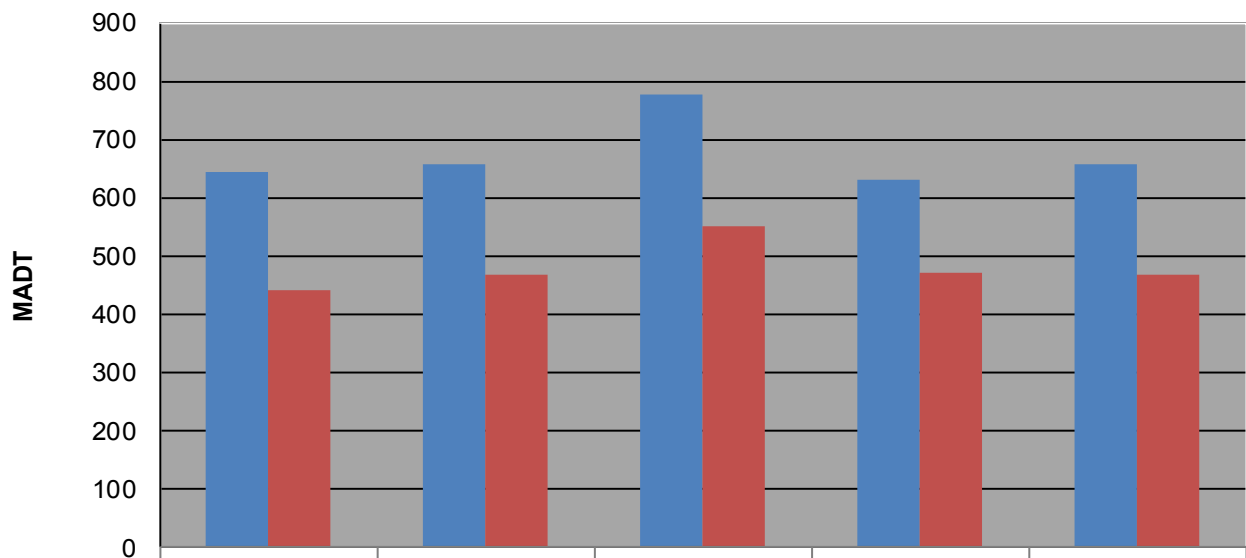
### Weekday (WD)/Weekend (WE) Monthly Average Daily Traffic



	Jan	Feb	Mar	Apr	May	Jun	Jul	Aug	Sep	Oct	Nov	Dec
'12 WD	474	764	806	644	670	654	672	746	780	730	696	504
'12 WE	292	420	576	440	490	462	546	524	612	606	408	314
'13 WD	448	554	684	658	670	682	712	706	772	836	612	460
'13 WE	258	324	528	468	516	474	600	522	528	628	434	298
'14 WD	424	608	670	776	678	654	708	712	762	840	552	692
'14 WE	230	432	484	550	558	468	560	474	602	696	374	508
'15 WD	484	724	622	630	626	654	722	746	842	906	674	622
'15 WE	270	516	414	472	462	508	620	566	606	792	504	448
'16 WD	548	644	820	658								
'16 WE	340	346	648	468								

Note: 'Weekday' defined as Monday-Friday, 'Weekend' defined as Saturday-Sunday

### Weekday/Weekend Monthly Average Daily Traffic ('12-'16)



	Apr-12	Apr-13	Apr-14	Apr-15	Apr-16
Weekday	644	658	776	630	658
Weekend	440	468	550	472	468