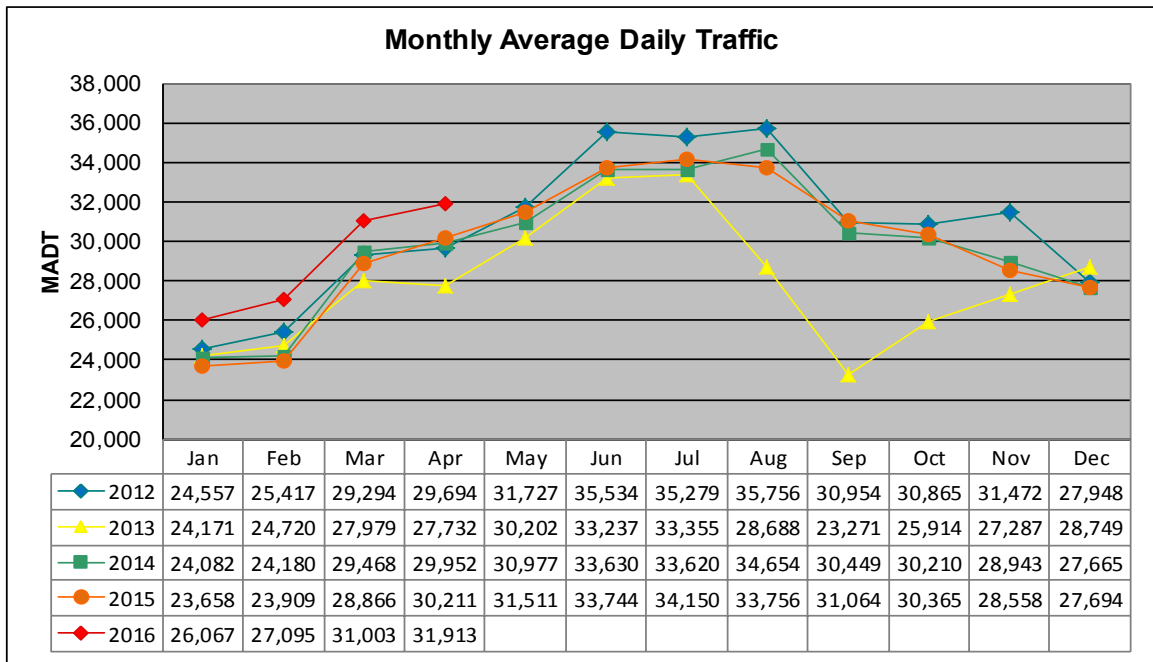


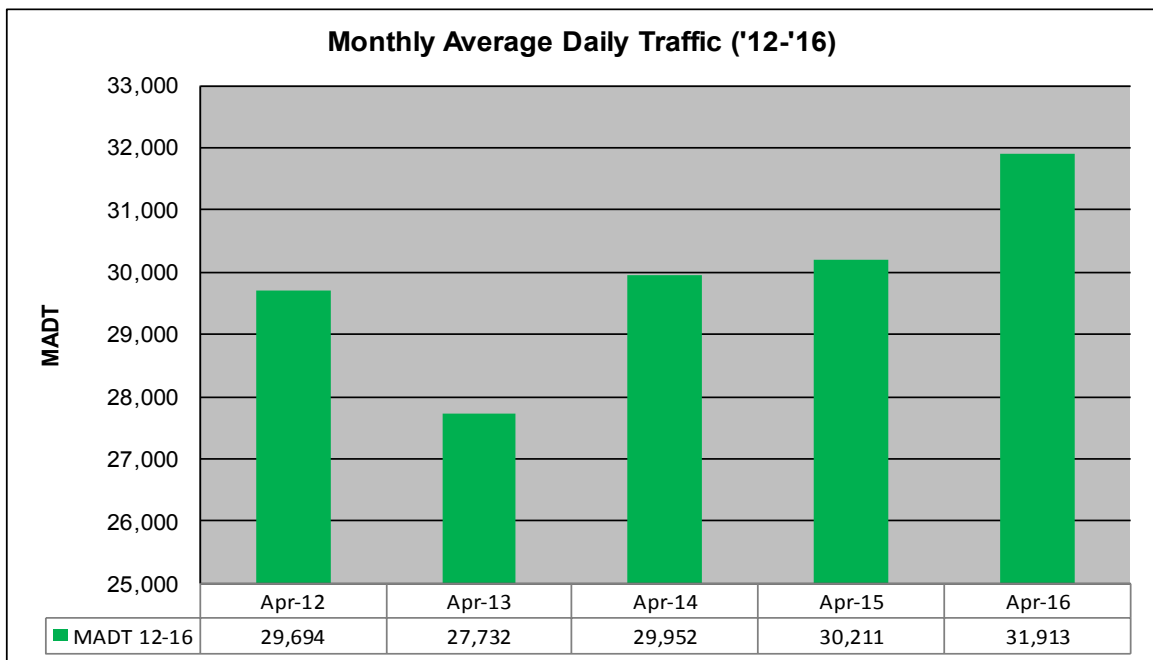
MONTHLY REPORT, STATION NO. 208 (ATR)

APRIL 2016

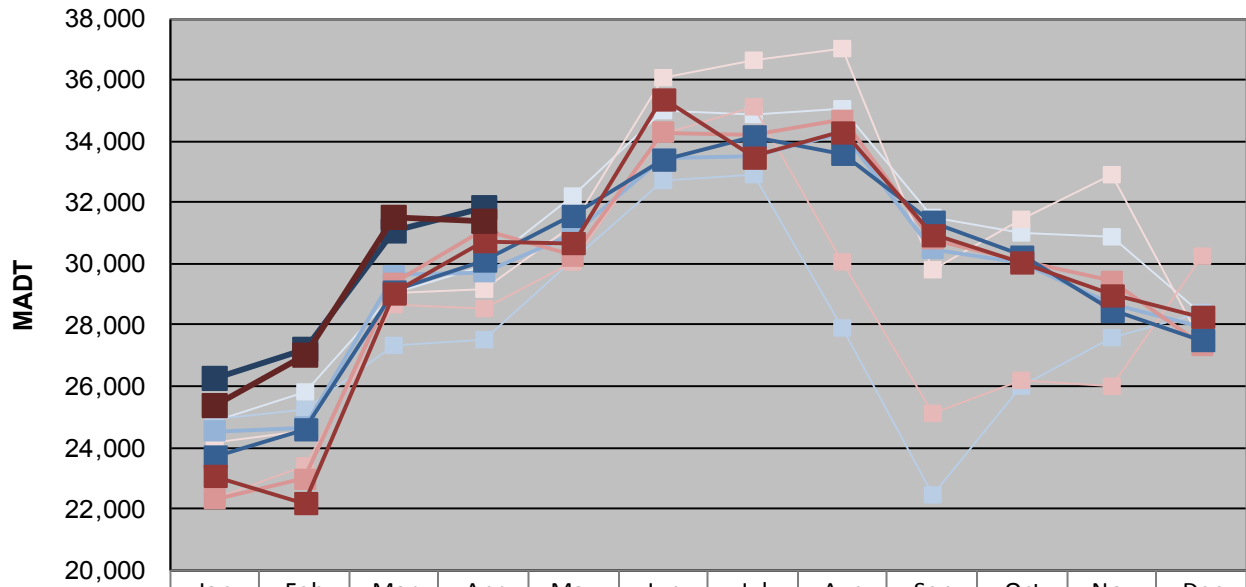
Station Measurement: VOLUME/SPEED/CLASS		
Route: I-35	Route Direction: N/S	Lanes: 4
County: Steele		Closest City: Owatonna
Functional Class: Urban Principal Arterial - Interstate		
Location: .6 MI N OF CSAH9, N OF OWATONNA		
Ref Post: 046+00.100	True Mile: 45.919	Sequence No. 9832
Volume: 957,380		MADT: 31,913
Weekday (M-F) MADT: 31,852		Weekend (Sa-Su) MADT: 31,392



Note: Decrease in traffic and August to November 2013 due to construction on I-35



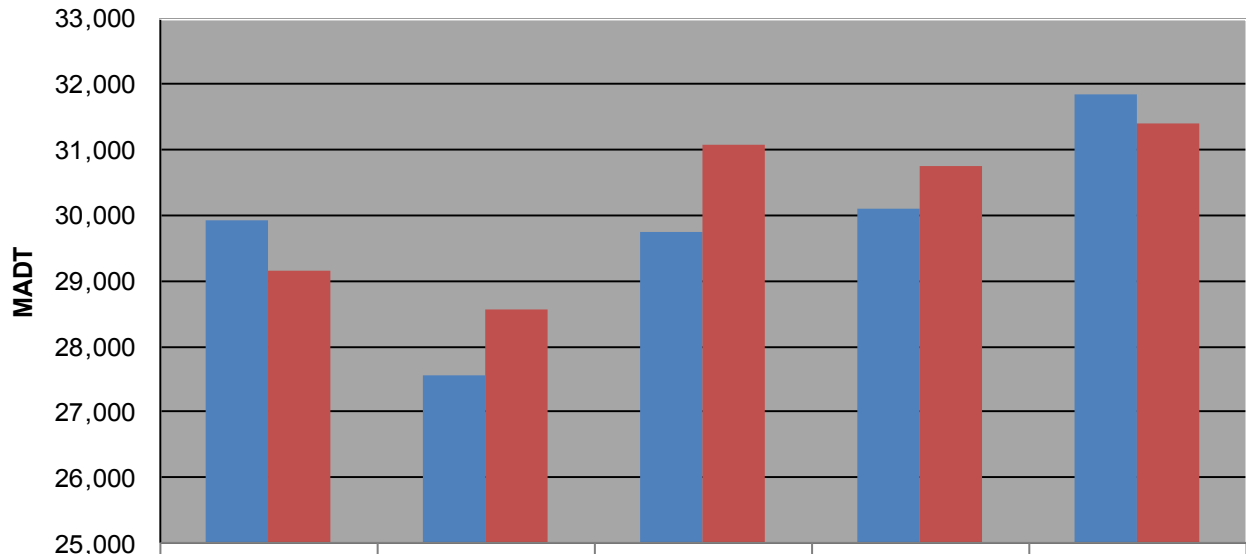
Weekday (WD)/Weekend (WE) Monthly Average Daily Traffic



	Jan	Feb	Mar	Apr	May	Jun	Jul	Aug	Sep	Oct	Nov	Dec
'12 WD	24,844	25,814	29,052	29,936	32,194	34,970	34,854	35,090	31,542	31,010	30,864	28,328
'12 WE	24,140	24,544	29,054	29,144	31,242	36,092	36,634	37,042	29,782	31,420	32,886	27,404
'13 WD	24,934	25,232	27,314	27,546	30,100	32,720	32,926	27,934	22,464	25,998	27,568	28,426
'13 WE	22,342	23,436	28,646	28,552	30,074	34,268	35,112	30,084	25,100	26,224	25,982	30,274
'14 WD	24,536	24,666	29,642	29,738	30,986	33,430	33,508	34,292	30,488	30,046	28,704	27,942
'14 WE	22,320	22,966	29,378	31,080	30,264	34,298	34,192	34,690	30,806	30,090	29,424	27,340
'15 WD	23,700	24,592	29,120	30,092	31,582	33,392	34,164	33,588	31,364	30,278	28,498	27,518
'15 WE	23,060	22,204	29,054	30,744	30,688	35,402	33,496	34,318	30,962	30,028	28,982	28,254
'16 WD	26,262	27,176	31,094	31,852								
'16 WE	25,364	27,016	31,528	31,392								

Note: 'Weekday' defined as Monday-Friday, 'Weekend' defined as Saturday-Sunday

Weekday/Weekend Monthly Average Daily Traffic ('12-'16)



	Apr-12	Apr-13	Apr-14	Apr-15	Apr-16
Weekday	29,936	27,546	29,738	30,092	31,852
Weekend	29,144	28,552	31,080	30,744	31,392