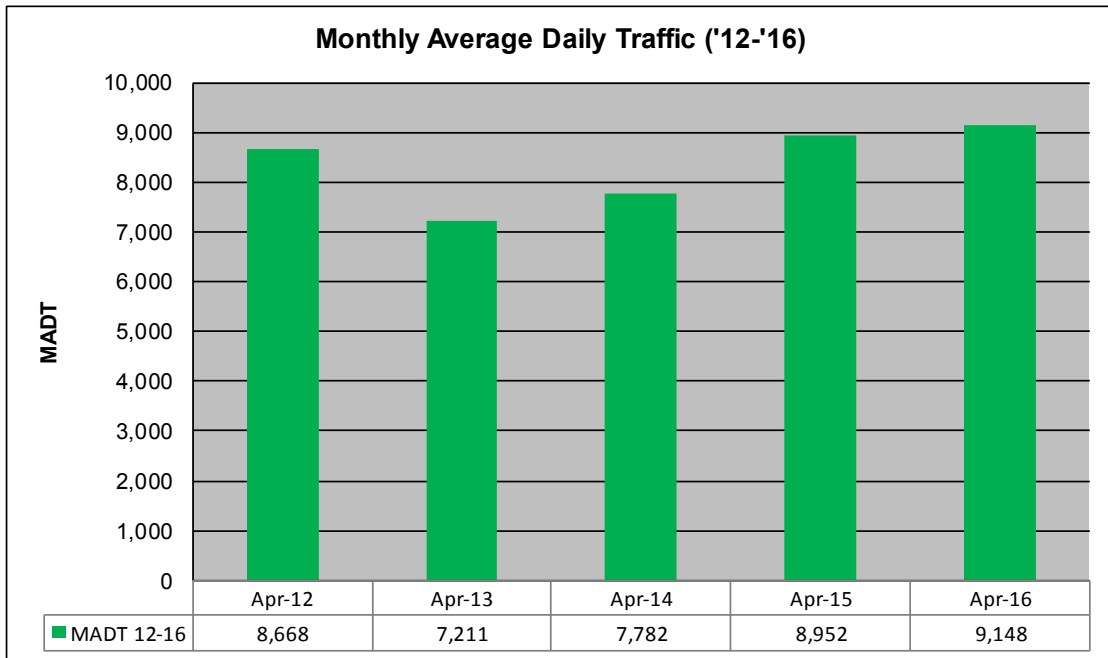
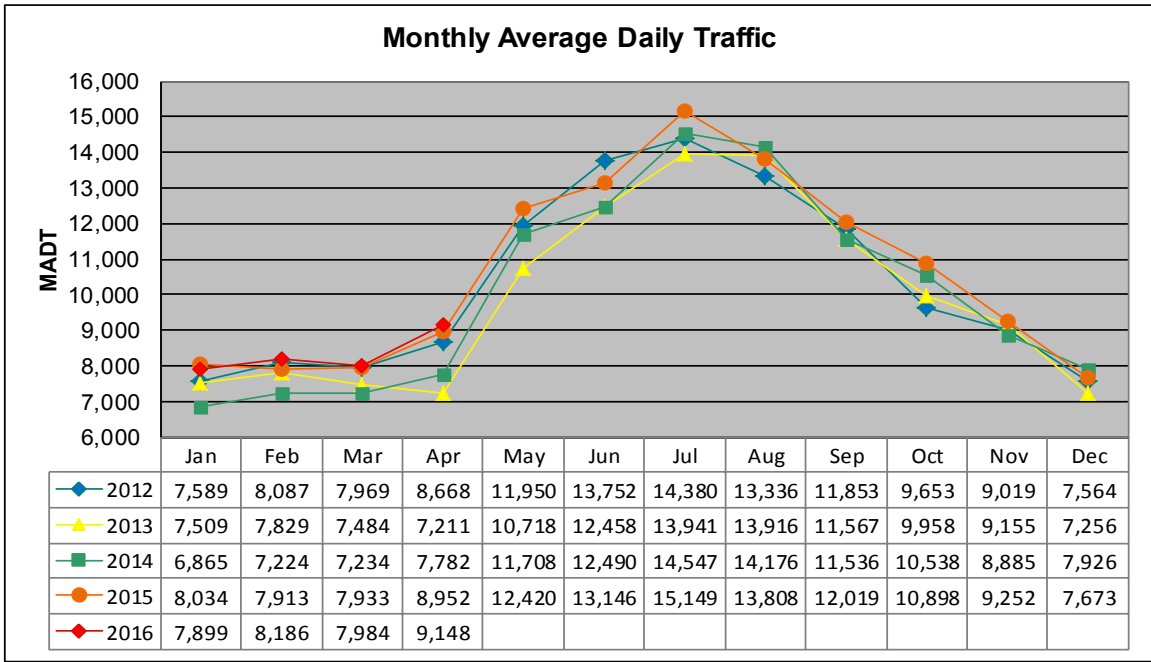


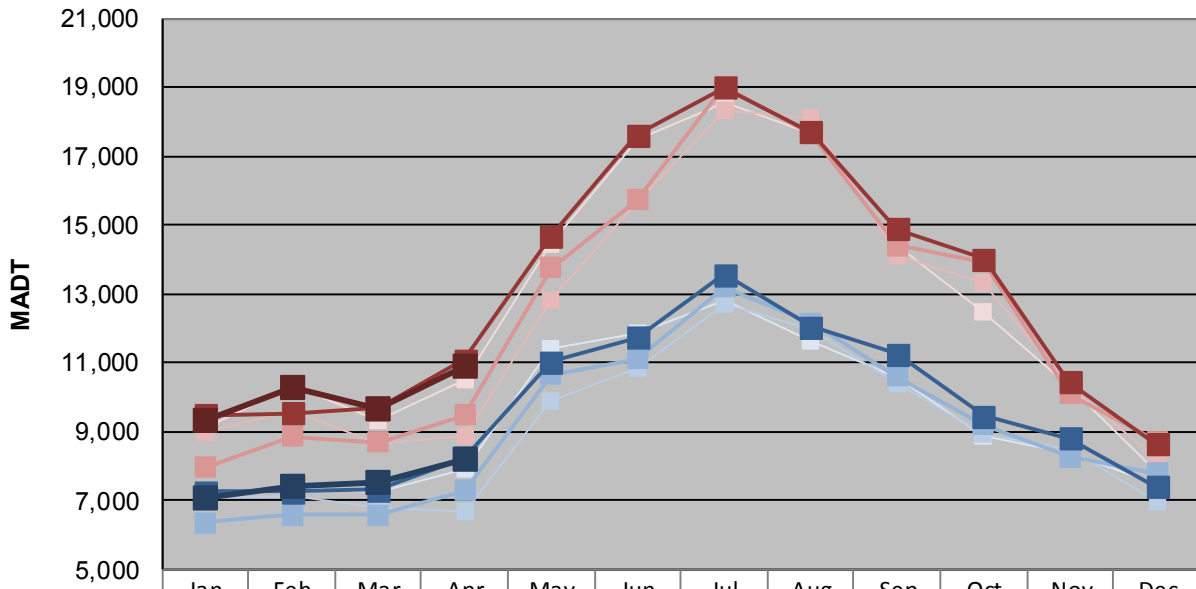
MONTHLY REPORT, STATION NO. 204 (ATR)

APRIL 2016

Station Measurement: VOLUME/SPEED/CLASS		
Route: TH 169	Route Direction: N/S	Lanes: 4
County: Mille Lacs		Closest City: Onamia
Functional Class: Rural Principal Arterial - Other		
Location: .3 MI N OF CSAH22 (350TH ST), S OF ONAMIA		
Ref Post: 212+00.700	True Mile: 210.2	Sequence No. 6780
Volume: 274,437		MADT: 9,148
Weekday (M-F) MADT: 8,176		Weekend (Sa-Su) MADT: 10,918



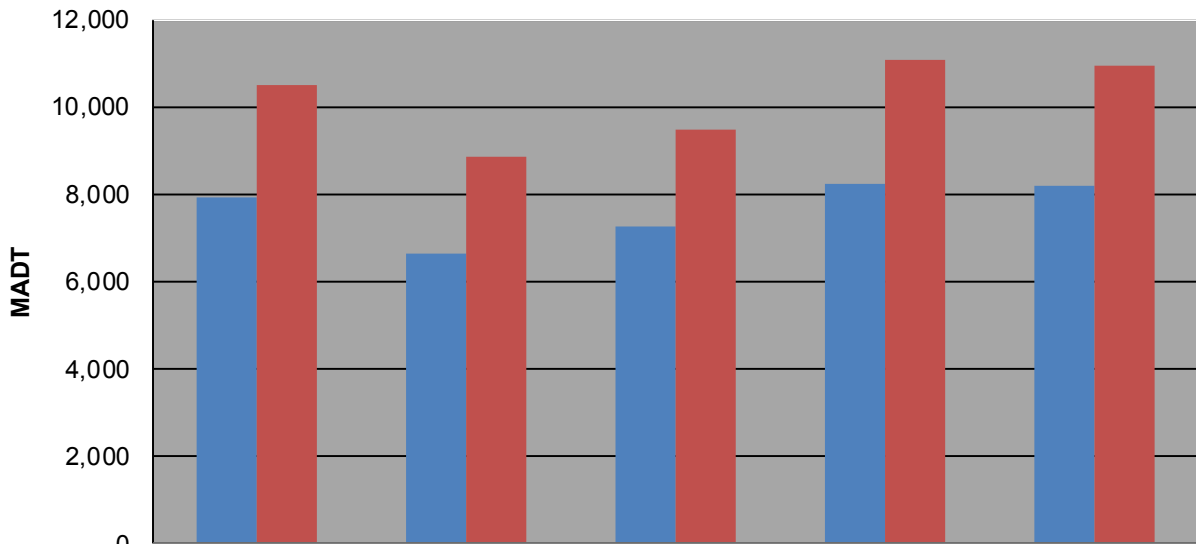
Weekday (WD)/Weekend (WE) Monthly Average Daily Traffic



	Jan	Feb	Mar	Apr	May	Jun	Jul	Aug	Sep	Oct	Nov	Dec
'12 WD	7,006	7,326	7,264	7,914	11,394	11,862	12,786	11,632	10,580	8,882	8,370	7,486
'12 WE	9,082	10,314	9,340	10,490	14,440	17,512	18,542	17,638	14,400	12,448	10,272	7,788
'13 WD	7,092	7,114	6,764	6,654	9,908	10,848	12,696	11,958	10,392	8,956	8,492	6,946
'13 WE	9,004	9,618	8,672	8,862	12,834	15,676	18,310	18,114	14,104	13,302	10,304	8,204
'14 WD	6,366	6,570	6,574	7,274	10,674	11,100	13,196	12,166	10,604	9,210	8,276	7,778
'14 WE	7,968	8,860	8,696	9,478	13,768	15,726	19,014	17,632	14,390	13,918	10,104	8,722
'15 WD	7,268	7,260	7,324	8,228	11,032	11,720	13,570	12,042	11,258	9,440	8,796	7,398
'15 WE	9,486	9,544	9,670	11,070	14,690	17,606	18,986	17,700	14,870	14,022	10,432	8,630
'16 WD	7,050	7,418	7,496	8,176								
'16 WE	9,336	10,304	9,676	10,918								

Note: 'Weekday' defined as Monday-Friday, 'Weekend' defined as Saturday-Sunday

Weekday/Weekend Monthly Average Daily Traffic ('12-'16)



	Apr-12	Apr-13	Apr-14	Apr-15	Apr-16
Weekday	7,914	6,654	7,274	8,228	8,176
Weekend	10,490	8,862	9,478	11,070	10,918