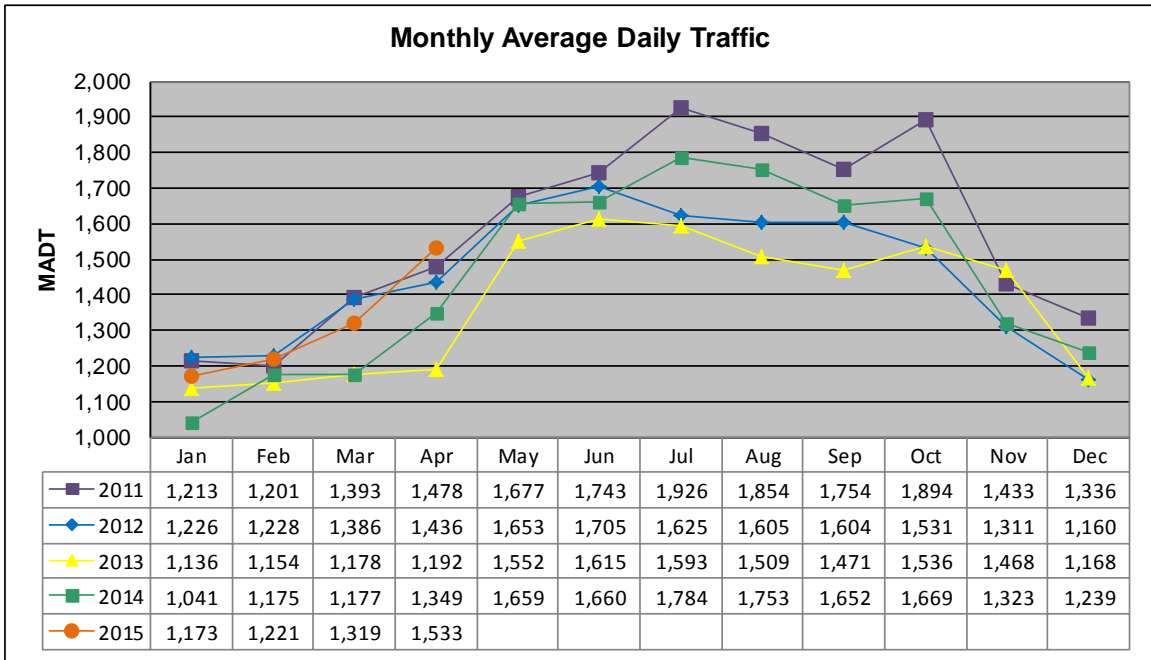


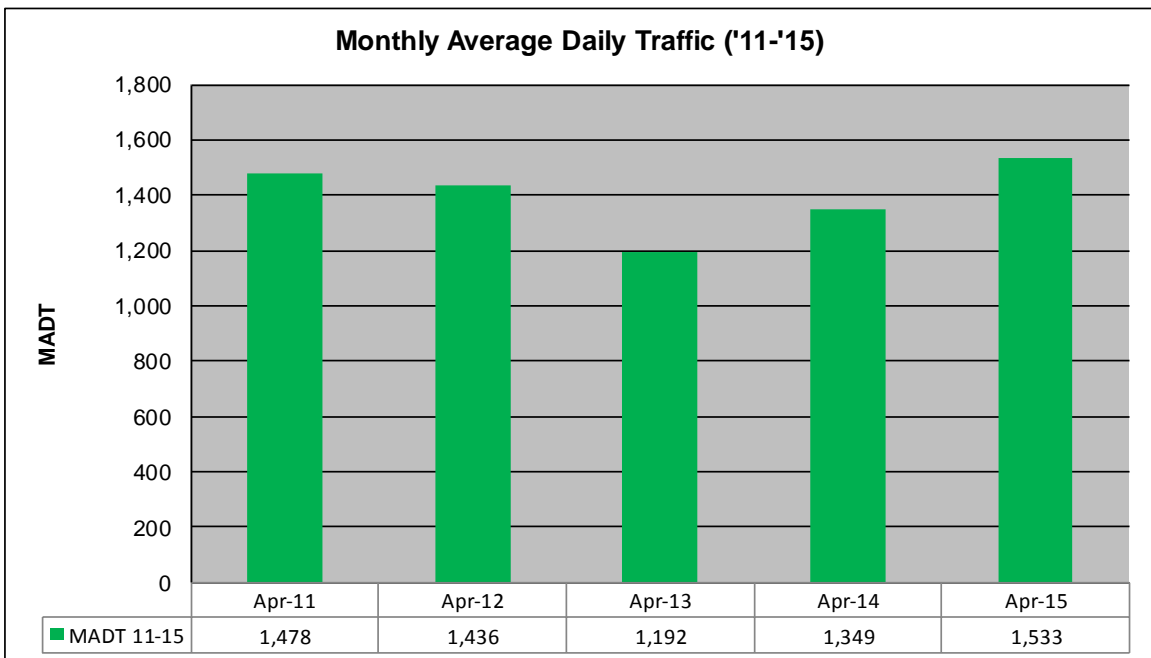
MONTHLY REPORT, STATION NO. 199 (ATR)

APRIL 2015

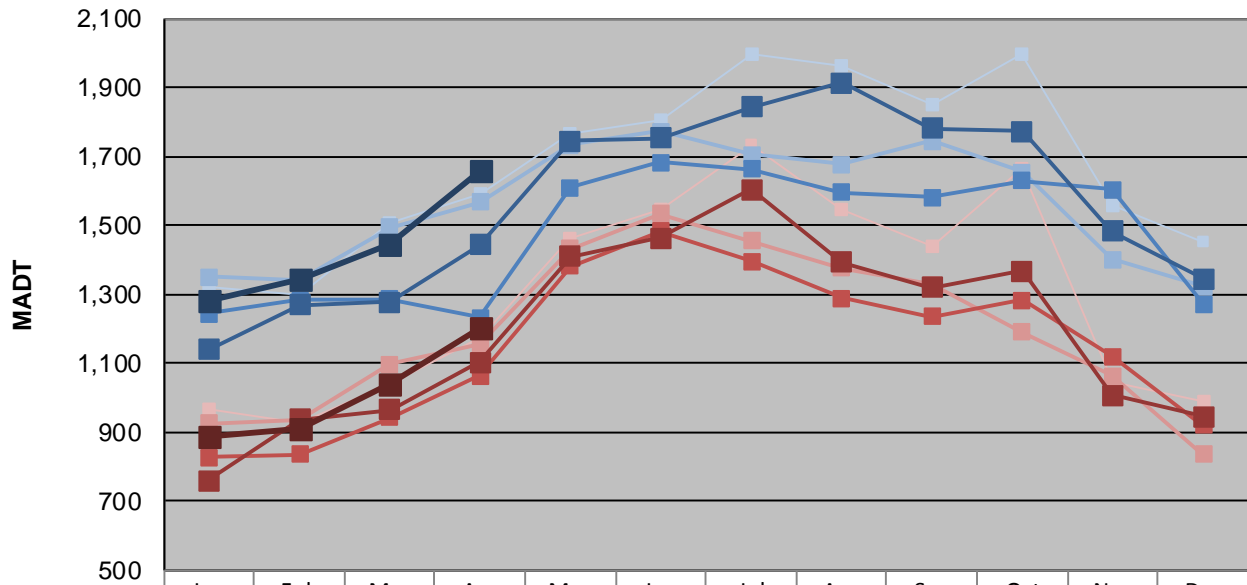
Station Measurement: VOLUME/SPEED/CLASS		
Route: TH 75	Route Direction: N/S	Lanes: 2
County: Pipestone	Closest City: Pipestone	
Functional Class: Rural Minor Arterial		
Location: .5 MI S OF CSAH7 (151ST ST), N OF PIPESTONE		
Ref Post: 040+00.540	True Mile: 39.447	Sequence No. 6745
Volume: 45,990		MADT: 1,533
Weekday (M-F) MADT: 1,656		Weekend (Sa-Su) MADT: 1,204



Note: Increase in traffic October 2011 and October 2014 due to hunting openers



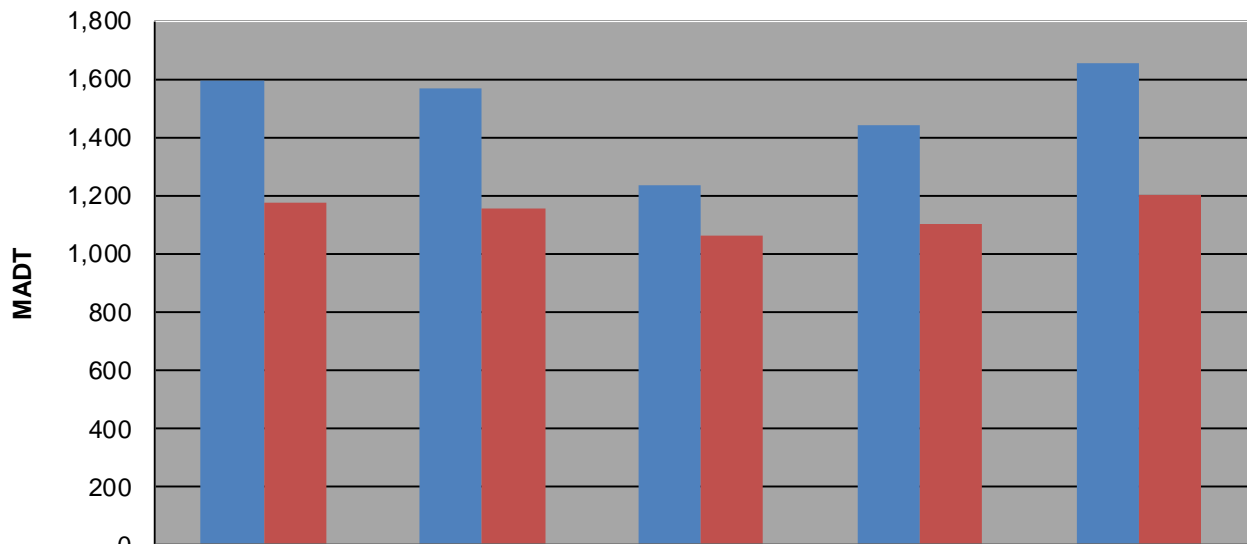
Weekday (WD)/Weekend (WE) Monthly Average Daily Traffic



	Jan	Feb	Mar	Apr	May	Jun	Jul	Aug	Sep	Oct	Nov	Dec
'11 WD	1,318	1,298	1,504	1,592	1,768	1,806	1,994	1,960	1,850	1,996	1,560	1,452
'11 WE	964	928	1,040	1,172	1,464	1,546	1,734	1,548	1,438	1,664	1,046	990
'12 WD	1,350	1,340	1,494	1,566	1,732	1,772	1,706	1,678	1,744	1,654	1,402	1,322
'12 WE	926	936	1,096	1,152	1,432	1,534	1,454	1,376	1,328	1,190	1,062	834
'13 WD	1,244	1,282	1,286	1,232	1,608	1,682	1,664	1,594	1,582	1,628	1,604	1,272
'13 WE	826	836	942	1,062	1,382	1,482	1,396	1,288	1,234	1,282	1,120	920
'14 WD	1,138	1,270	1,276	1,444	1,744	1,752	1,844	1,912	1,782	1,772	1,482	1,346
'14 WE	758	936	966	1,104	1,410	1,464	1,604	1,392	1,320	1,366	1,006	944
'15 WD	1,284	1,346	1,444	1,656								
'15 WE	890	910	1,042	1,204								

Note: 'Weekday' defined as Monday-Friday, 'Weekend' defined as Saturday-Sunday

Weekday/Weekend Monthly Average Daily Traffic ('11-'15)



	Apr-11	Apr-12	Apr-13	Apr-14	Apr-15
Weekday	1,592	1,566	1,232	1,444	1,656
Weekend	1,172	1,152	1,062	1,104	1,204