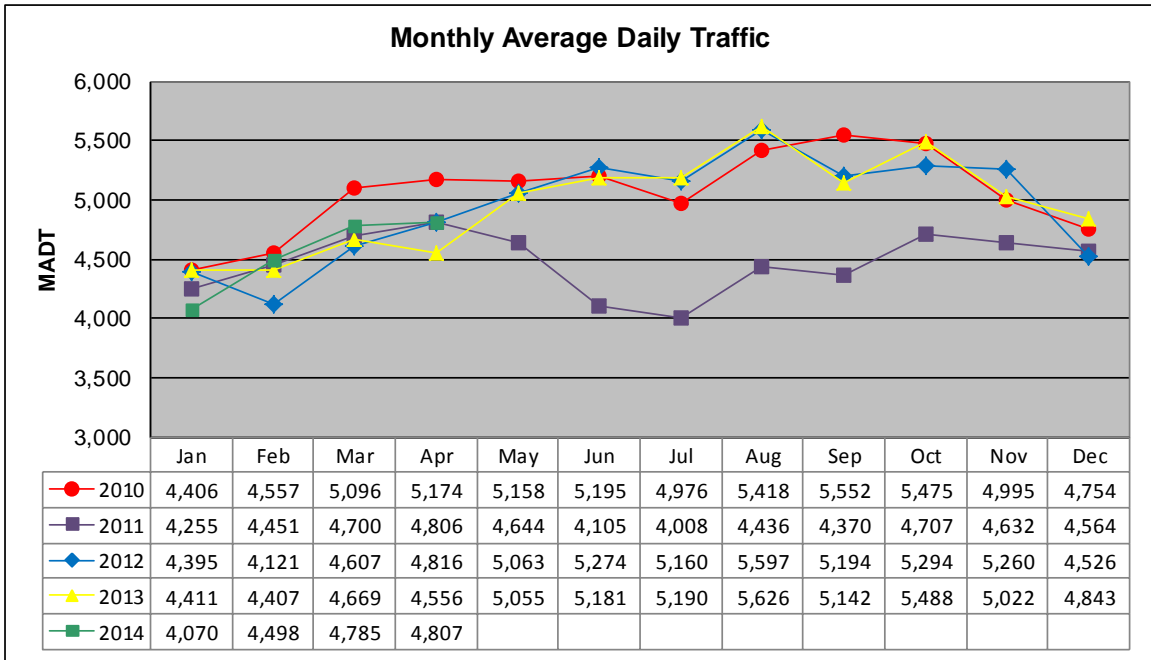


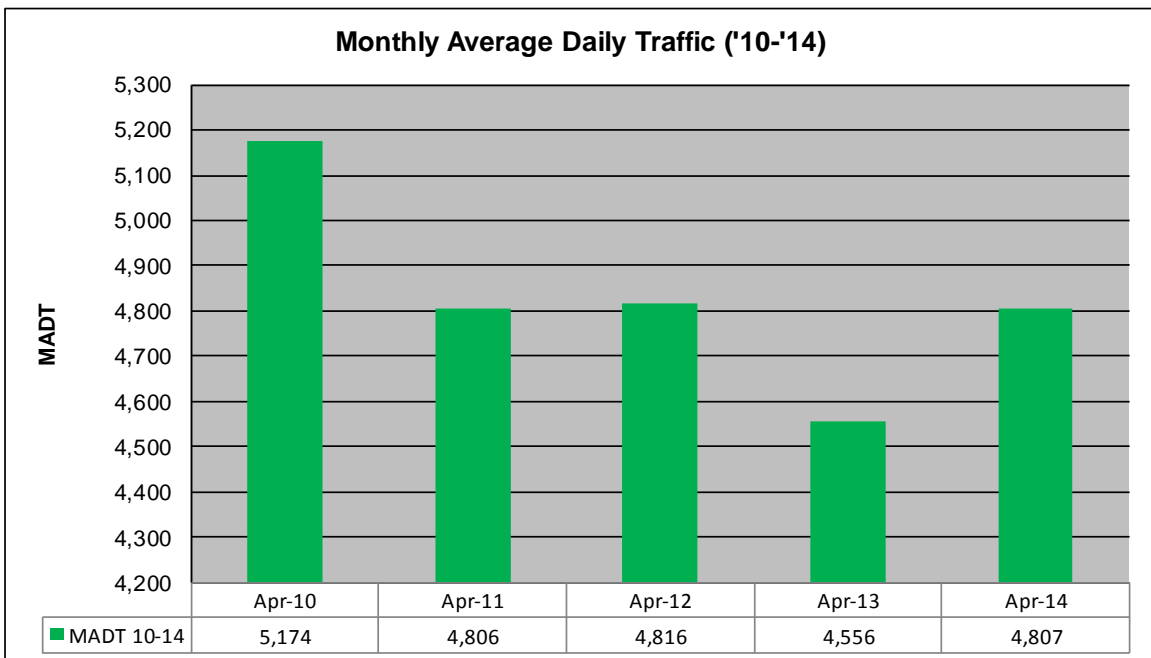
MONTHLY REPORT, STATION NO. 33 (WIM)

APRIL 2014

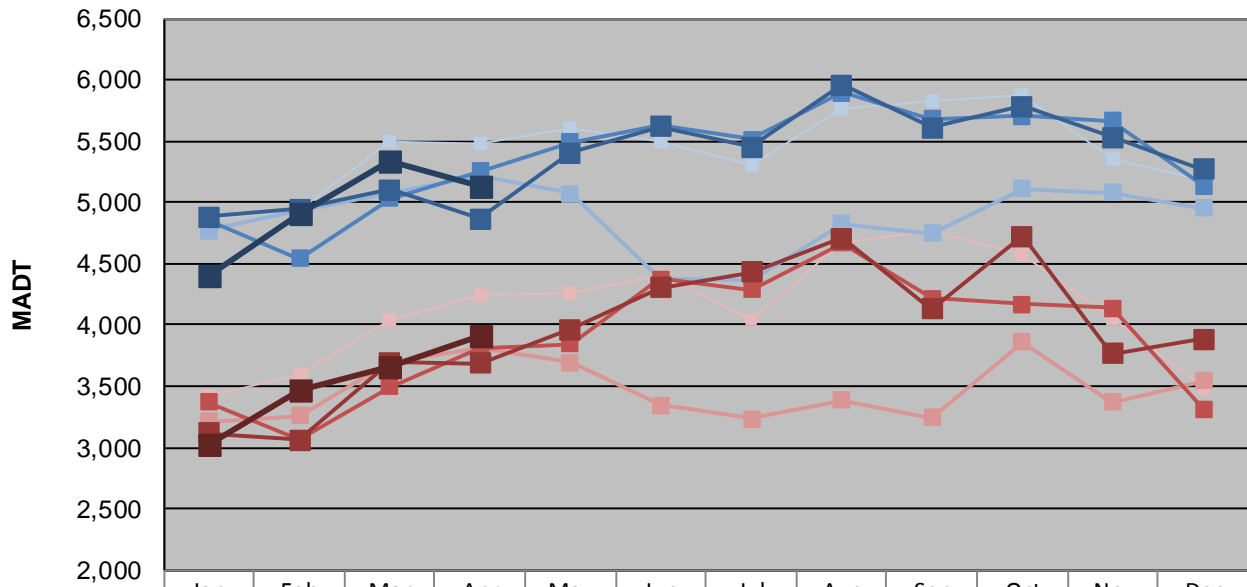
Station Measurement: VOLUME/SPEED/CLASS/WEIGHT		
Route: TH 212	Route Direction: E/W	Lanes: 2
County: Renville	Closest City: Olivia	
Functional Class: Rural Principal Arterial - Other		
Location: .7 MI E OF CSAH14 (1ST ST N), E OF OLIVIA		
Ref Post: 078+00.450	True Mile: 78.421	Sequence No. 4669
Volume: 144,202		MADT: 4,807
Weekday (M-F) MADT: 5,134		Weekend (Sa-Su) MADT: 3,920



Note: Decrease in traffic May to September 2011 due to construction on TH 212



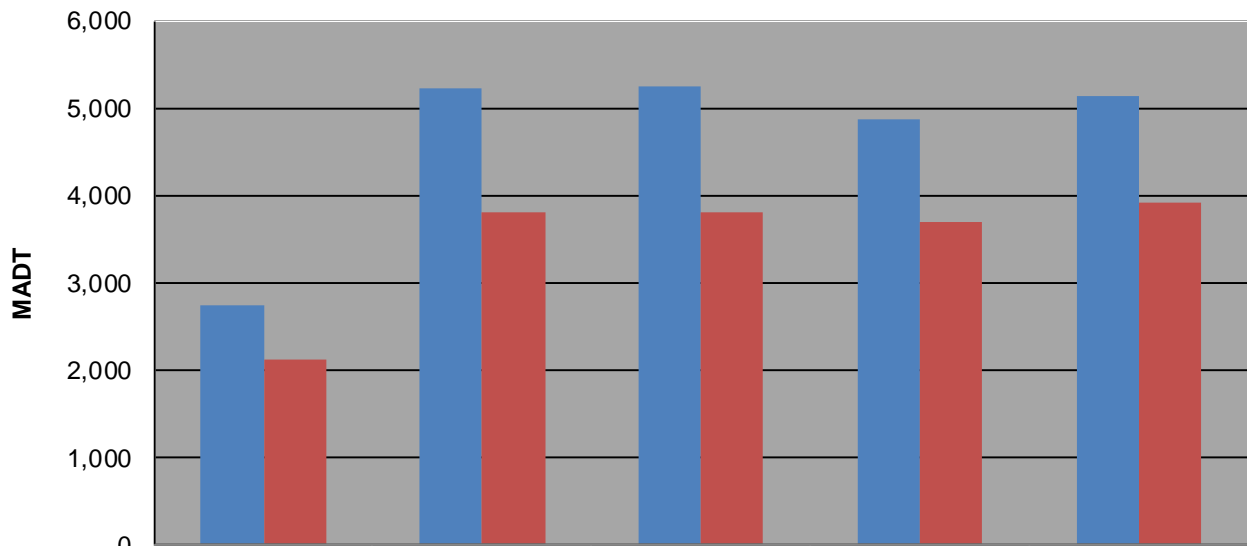
Weekday (WD)/Weekend (WE) Monthly Average Daily Traffic



	Jan	Feb	Mar	Apr	May	Jun	Jul	Aug	Sep	Oct	Nov	Dec
'10 WD	4,864	4,940	5,496	5,482	5,612	5,494	5,312	5,760	5,834	5,868	5,358	5,184
'10 WE	3,424	3,602	4,040	4,240	4,254	4,404	4,046	4,680	4,770	4,584	4,054	3,482
'11 WD	4,772	4,928	5,074	5,216	5,070	4,378	4,360	4,824	4,750	5,114	5,080	4,956
'11 WE	3,212	3,262	3,692	3,814	3,696	3,350	3,234	3,390	3,242	3,858	3,368	3,548
'12 WD	4,856	4,544	5,030	5,258	5,488	5,626	5,516	5,894	5,682	5,704	5,664	5,134
'12 WE	3,374	3,066	3,498	3,802	3,846	4,372	4,286	4,668	4,220	4,168	4,136	3,316
'13 WD	4,880	4,946	5,106	4,870	5,402	5,620	5,450	5,960	5,608	5,786	5,528	5,272
'13 WE	3,120	3,060	3,694	3,684	3,968	4,302	4,428	4,712	4,128	4,722	3,768	3,888
'14 WD	4,408	4,910	5,330	5,134								
'14 WE	3,020	3,466	3,654	3,920								

Note: 'Weekday' defined as Monday-Friday, 'Weekend' defined as Saturday-Sunday

Weekday/Weekend Monthly Average Daily Traffic ('10-'14)



	Apr-10	Apr-11	Apr-12	Apr-13	Apr-14
Weekday	2,741	5,216	5,258	4,870	5,134
Weekend	2,120	3,814	3,802	3,684	3,920