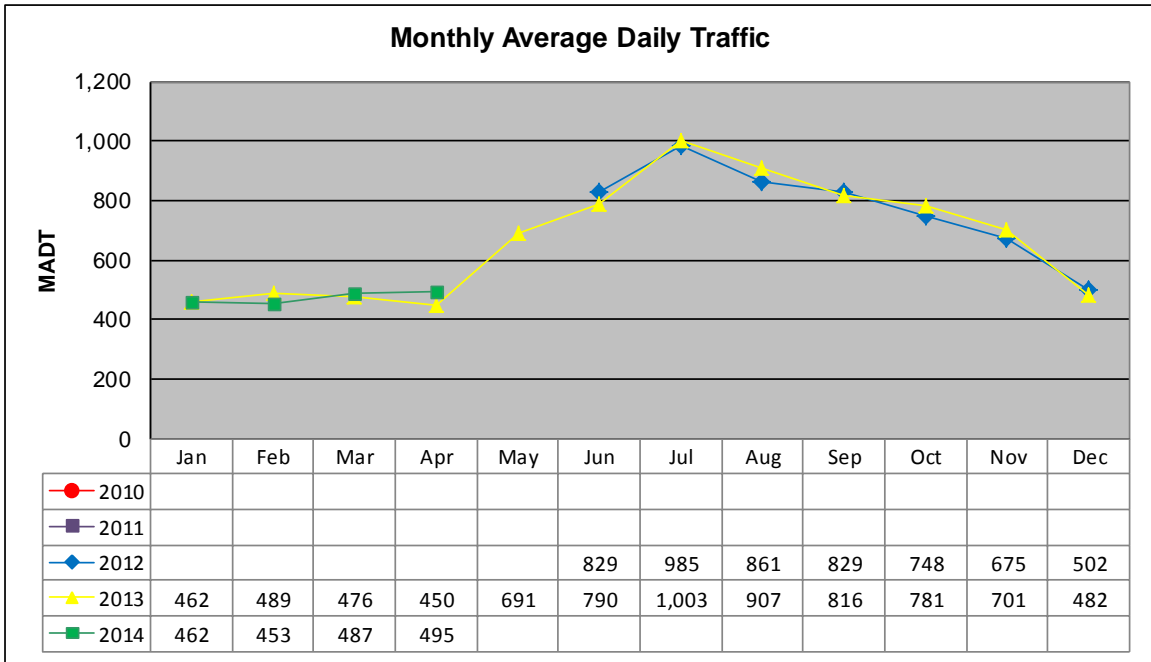


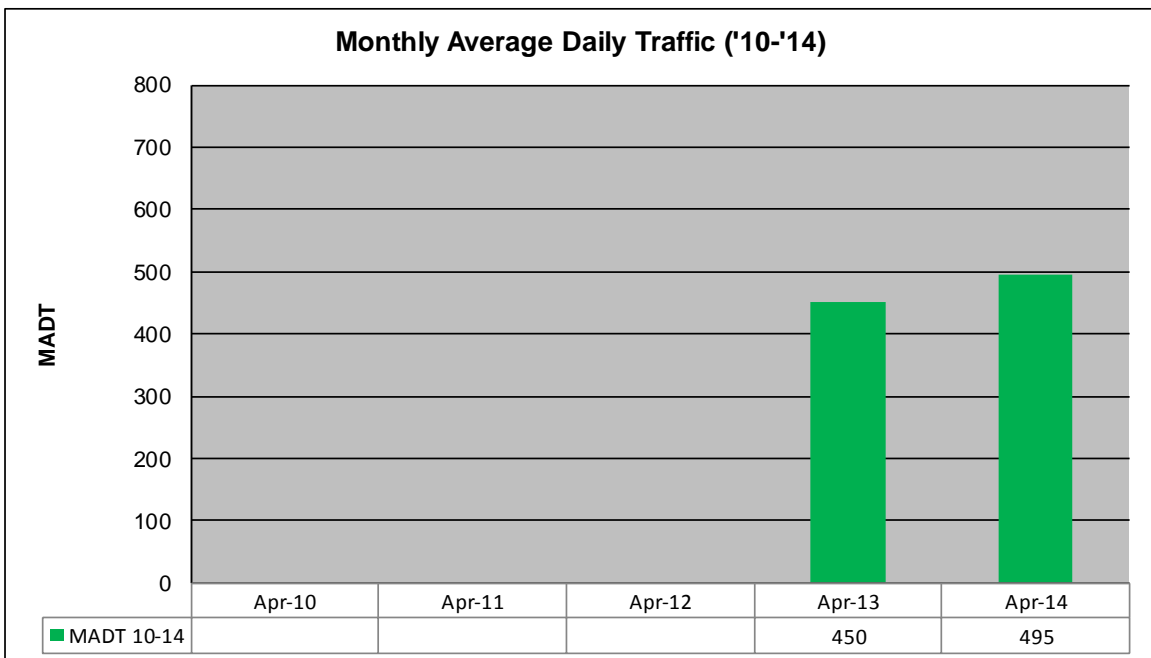
# MONTHLY REPORT, STATION NO. 228 (ATR)

## APRIL 2014

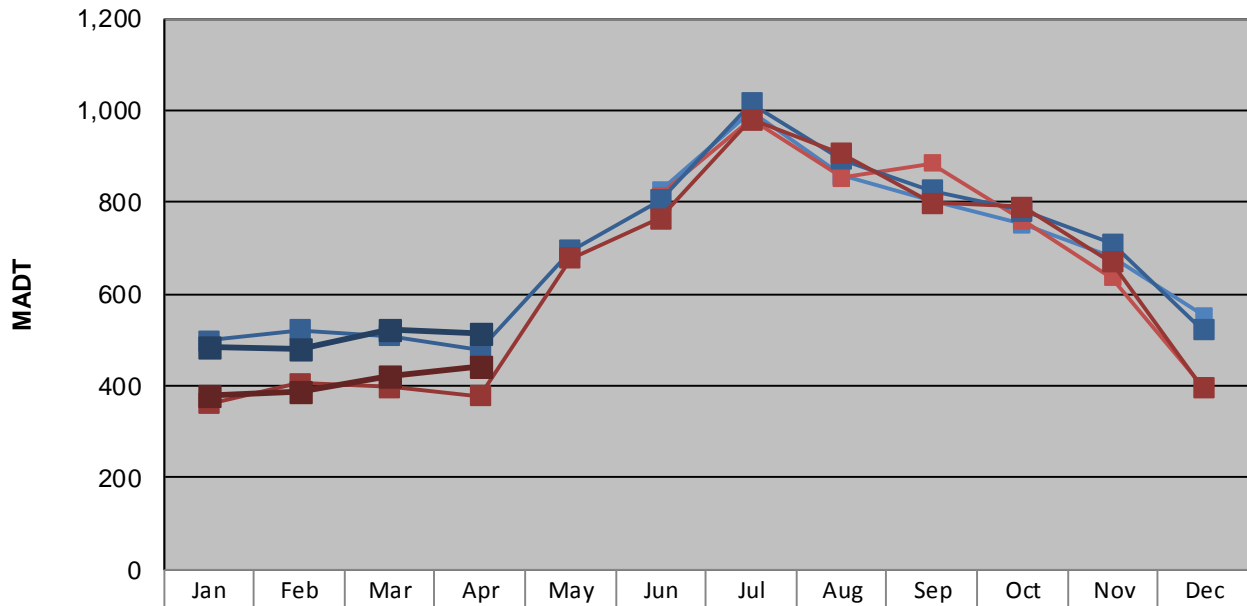
Station Measurement: VOLUME/SPEED/CLASS		
Route: CSAH 7	Route Direction: N/S	Lanes: 2
County: Itasca	Closest City: Hibbing	
Functional Class: Rural Major Collector		
Location: N OF CR339, W OF HIBBING		
Ref Post: 018+00.891	True Mile: 18.891	Sequence No. 30654
<b>Volume: 14,853</b>		<b>MADT: 495</b>
<b>Weekday (M-F) MADT: 478</b>		<b>Weekend (Sa-Su) MADT: 378</b>



Note: Began collecting data June 2012



**Weekday (WD)/Weekend (WE) Monthly Average Daily Traffic**



'10 WD												
'10 WE												
'11 WD												
'11 WE												
'12 WD						826	996	858	802	752	682	554
'12 WE						816	980	854	884	760	636	400
'13 WD	498	522	510	478	694	804	1,016	894	826	782	710	522
'13 WE	362	406	398	378	678	764	980	906	798	790	670	396
'14 WD	486	480	522	514								
'14 WE	378	388	420	444								

Note: 'Weekday' defined as Monday-Friday, 'Weekend' defined as Saturday-Sunday

**Weekday/Weekend Monthly Average Daily Traffic ('10-'14)**



Weekday				478	514
Weekend				378	444