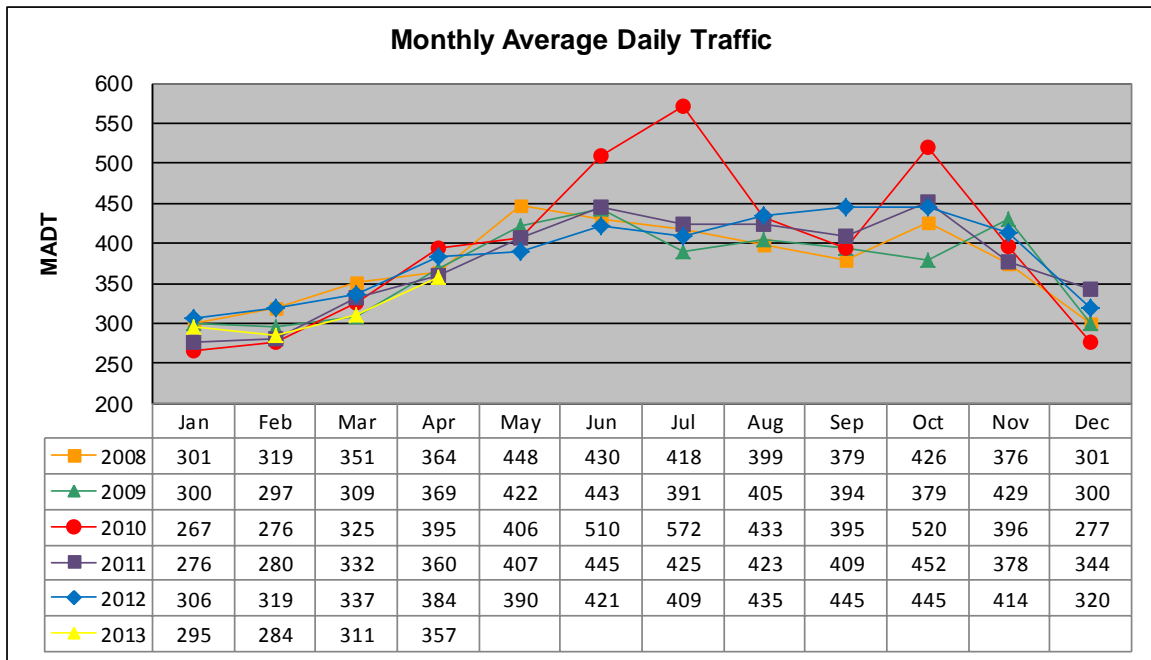


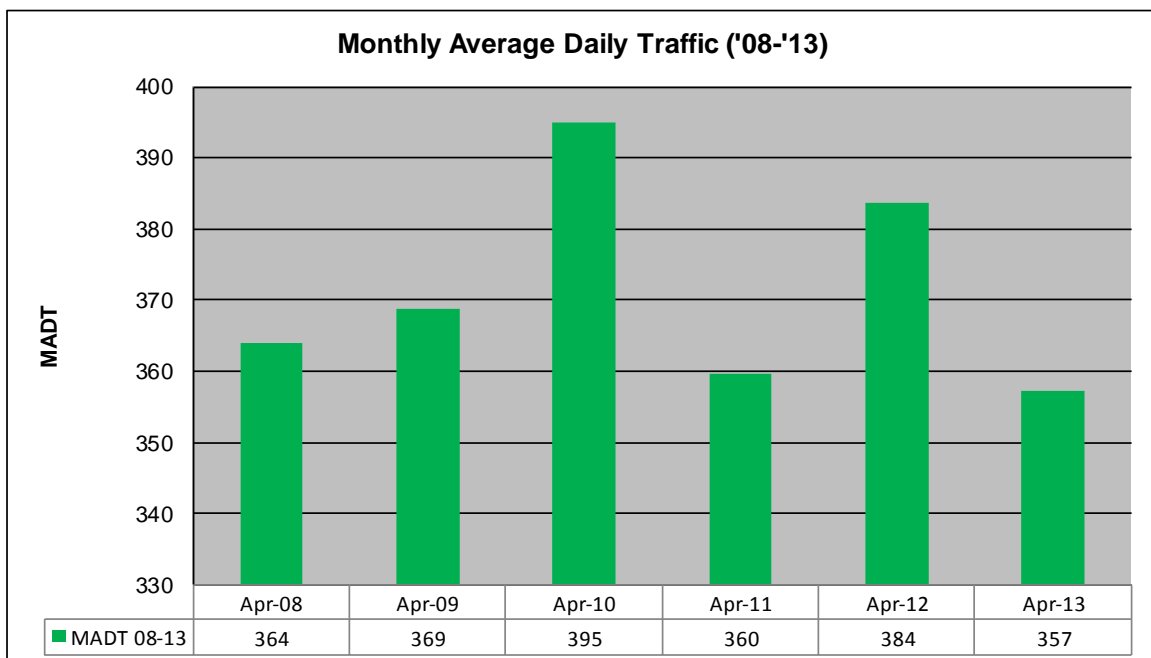
MONTHLY REPORT, STATION NO. 54 (ATR)

APRIL 2013

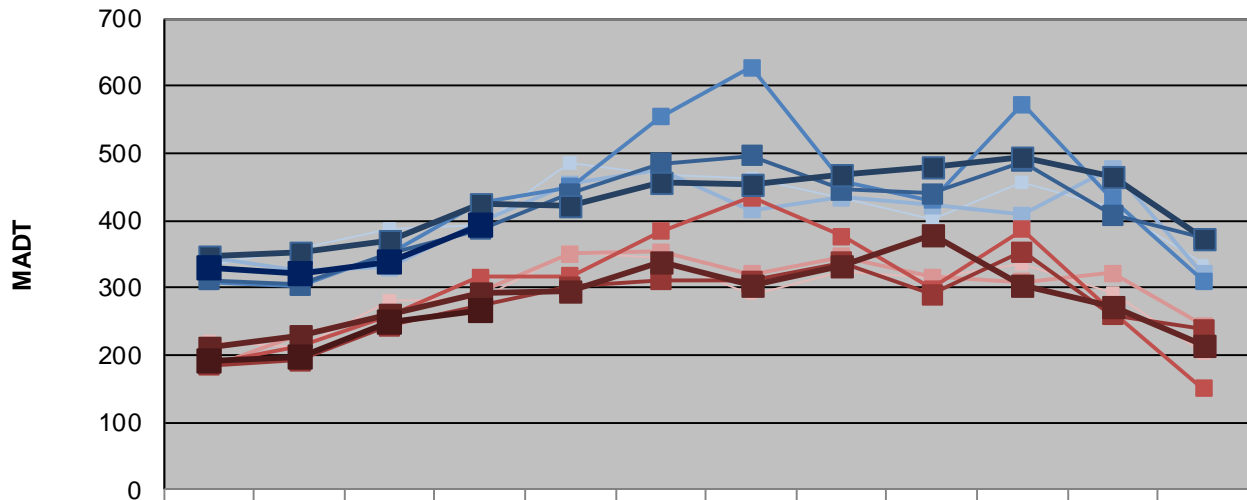
Station Measurement: VOLUME/SPEED/CLASS		
Route: CSAH 1	Route Direction: N/S	Lanes: 2
County: Dodge	Closest City: West Concord	
Functional Class: Rural Major Collector		
Location: .5 MI S OF CSAH24, W OF WEST CONCORD		
Ref Post: 011+00.440	True Mile: 11.44	Sequence No. 9818
Volume: 10,717		MADT: 357
Weekday (M-F) MADT: 392		Weekend (Sa-Su) MADT: 266



Note: Increase in traffic June/July 2010 due to detour from TH 14 and October 2010 from hunting openers



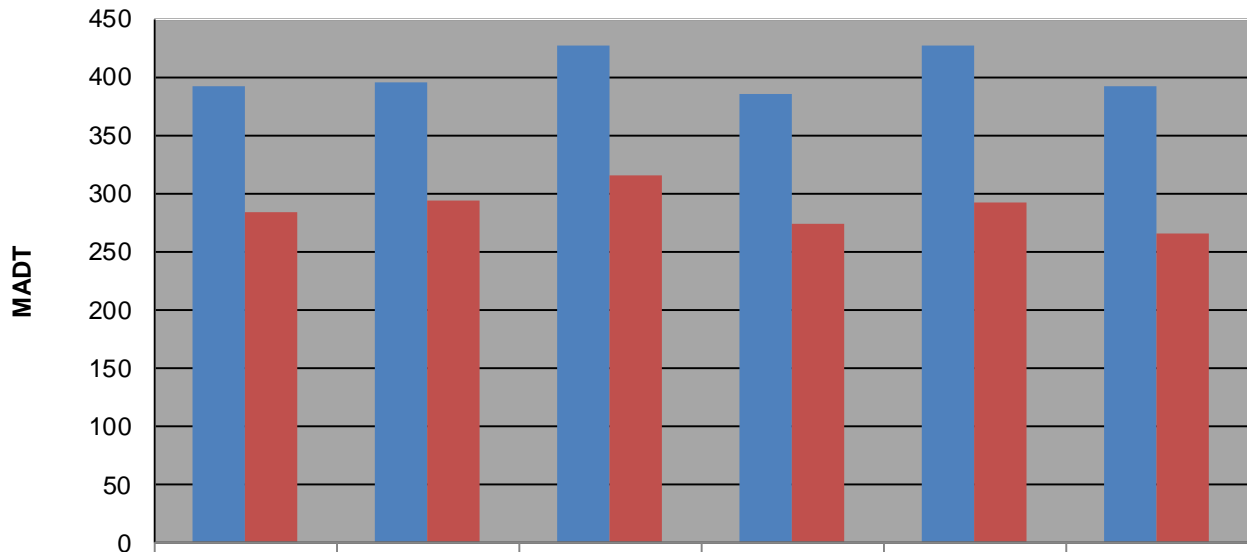
Weekday (WD)/Weekend (WE) Monthly Average Daily Traffic



	Jan	Feb	Mar	Apr	May	Jun	Jul	Aug	Sep	Oct	Nov	Dec
'08 WD	332	358	386	392	486	468	462	434	402	456	418	334
'08 WE	220	212	280	284	354	344	290	324	314	336	292	202
'09 WD	346	324	330	396	454	476	416	434	422	408	478	320
'09 WE	182	230	262	294	350	354	320	346	316	308	322	244
'10 WD	308	302	350	426	450	554	628	458	430	572	432	310
'10 WE	186	212	260	316	318	384	434	376	298	386	264	150
'11 WD	312	304	352	386	440	484	496	446	440	488	408	374
'11 WE	184	192	244	274	302	312	310	338	290	354	260	238
'12 WD	348	354	370	426	422	456	454	468	480	494	466	374
'12 WE	212	230	260	292	294	338	304	332	378	304	272	214
'13 WD	330	320	338	392								
'13 WE	192	198	248	266								

Note: 'Weekday' defined as Monday-Friday, 'Weekend' defined as Saturday-Sunday

Weekday/Weekend Monthly Average Daily Traffic ('08-'13)



	Apr-08	Apr-09	Apr-10	Apr-11	Apr-12	Apr-13
Weekday	392	396	426	386	426	392
Weekend	284	294	316	274	292	266