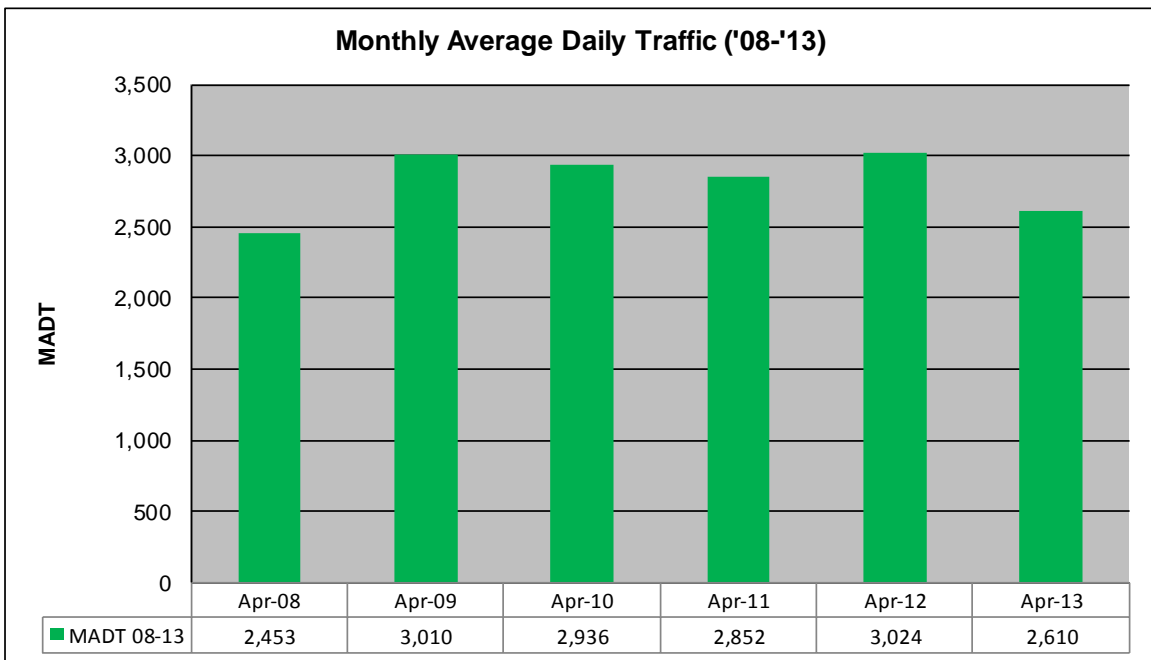
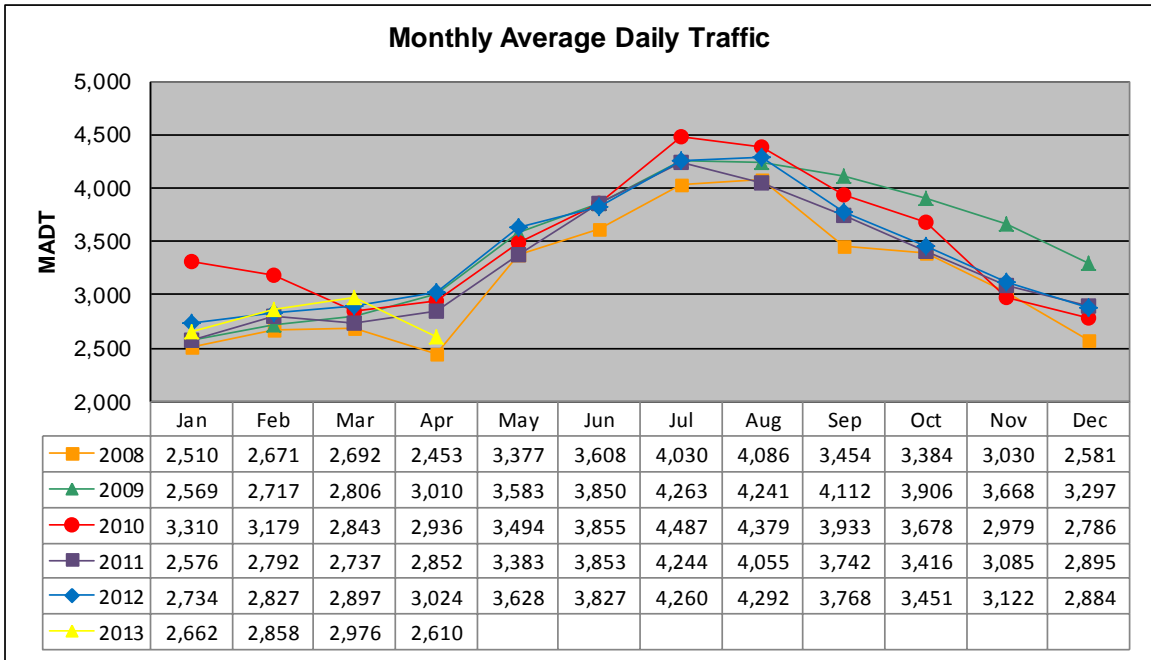


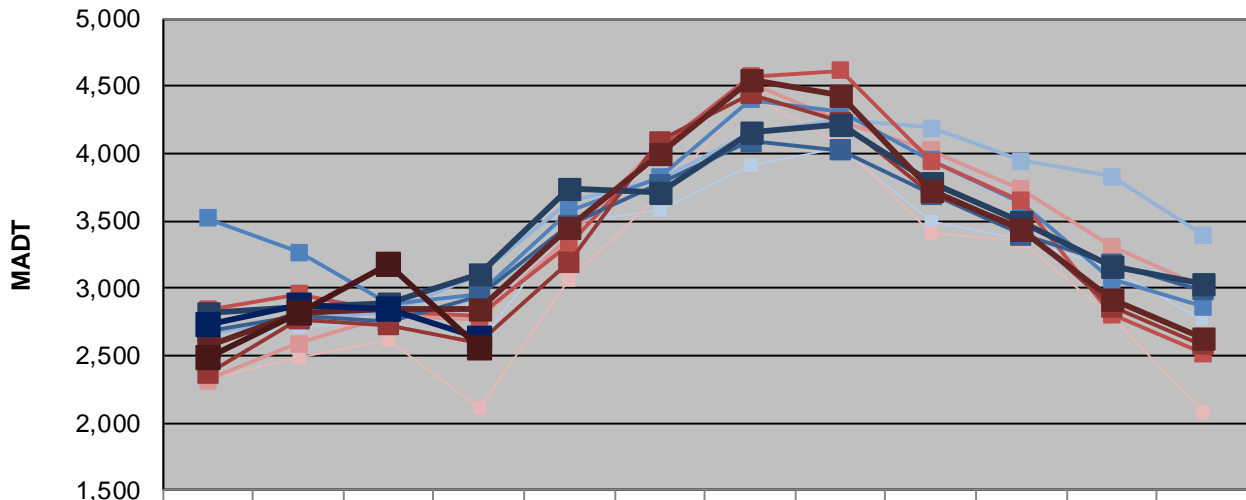
MONTHLY REPORT, STATION NO. 219 (ATR)

APRIL 2013

Station Measurement: VOLUME/SPEED/CLASS		
Route: TH 2	Route Direction: E/W	Lanes: 2
County: Itasca	Closest City: Warba	
Functional Class: Rural Principal Arterial - Other		
Location: 1 MI NW OF TH65, SE OF WARBA		
Ref Post: 202+00.199	True Mile: 202.522	Sequence No. 6765
Volume: 78,286		MADT: 2,610
Weekday (M-F) MADT: 2,632		Weekend (Sa-Su) MADT: 2,554



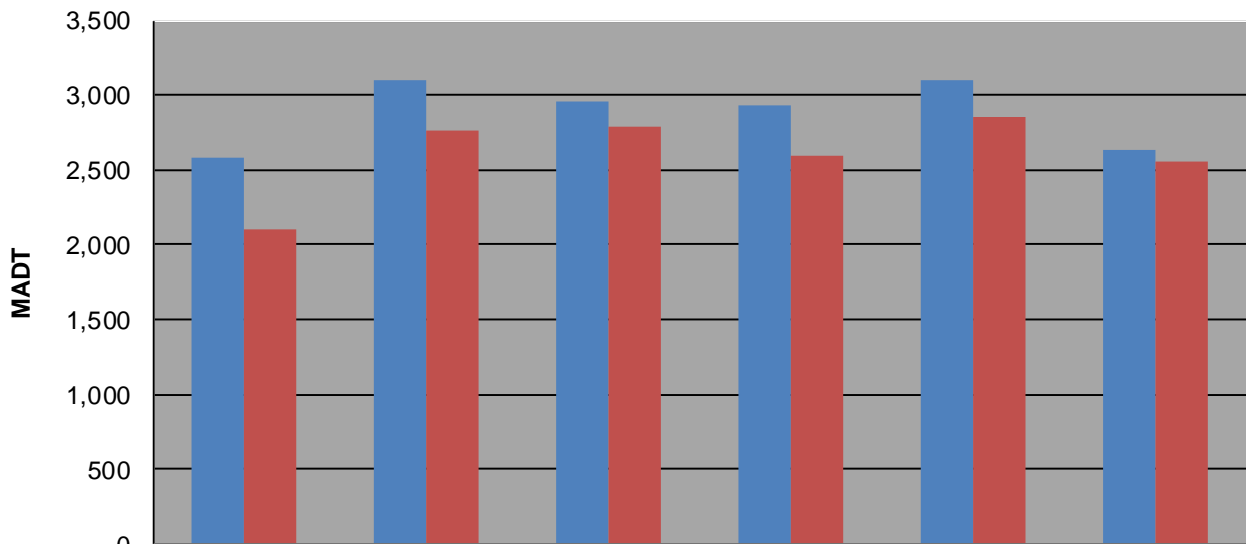
Weekday (WD)/Weekend (WE) Monthly Average Daily Traffic



	Jan	Feb	Mar	Apr	May	Jun	Jul	Aug	Sep	Oct	Nov	Dec
'08 WD	2,600	2,714	2,740	2,580	3,474	3,578	3,906	4,048	3,488	3,366	3,152	2,764
'08 WE	2,326	2,484	2,612	2,108	3,062	3,702	4,436	4,072	3,414	3,348	2,788	2,086
'09 WD	2,662	2,766	2,826	3,104	3,642	3,802	4,144	4,246	4,188	3,942	3,830	3,400
'09 WE	2,314	2,592	2,796	2,768	3,384	4,060	4,532	4,242	4,022	3,736	3,312	3,008
'10 WD	3,518	3,268	2,876	2,958	3,574	3,820	4,396	4,304	3,952	3,630	3,062	2,860
'10 WE	2,842	2,960	2,820	2,794	3,326	4,028	4,570	4,616	3,946	3,648	2,802	2,518
'11 WD	2,672	2,792	2,754	2,934	3,472	3,768	4,086	4,022	3,700	3,398	3,180	2,988
'11 WE	2,368	2,766	2,728	2,592	3,198	4,086	4,444	4,236	3,710	3,462	2,864	2,580
'12 WD	2,814	2,860	2,892	3,104	3,738	3,708	4,156	4,218	3,788	3,492	3,166	3,032
'12 WE	2,570	2,810	2,852	2,848	3,444	3,996	4,540	4,430	3,728	3,442	2,916	2,626
'13 WD	2,736	2,874	2,850	2,632								
'13 WE	2,478	2,822	3,170	2,554								

Note: 'Weekday' defined as Monday-Friday, 'Weekend' defined as Saturday-Sunday

Weekday/Weekend Monthly Average Daily Traffic ('08-'13)



	Apr-08	Apr-09	Apr-10	Apr-11	Apr-12	Apr-13
Weekday	2,580	3,104	2,958	2,934	3,104	2,632
Weekend	2,108	2,768	2,794	2,592	2,848	2,554