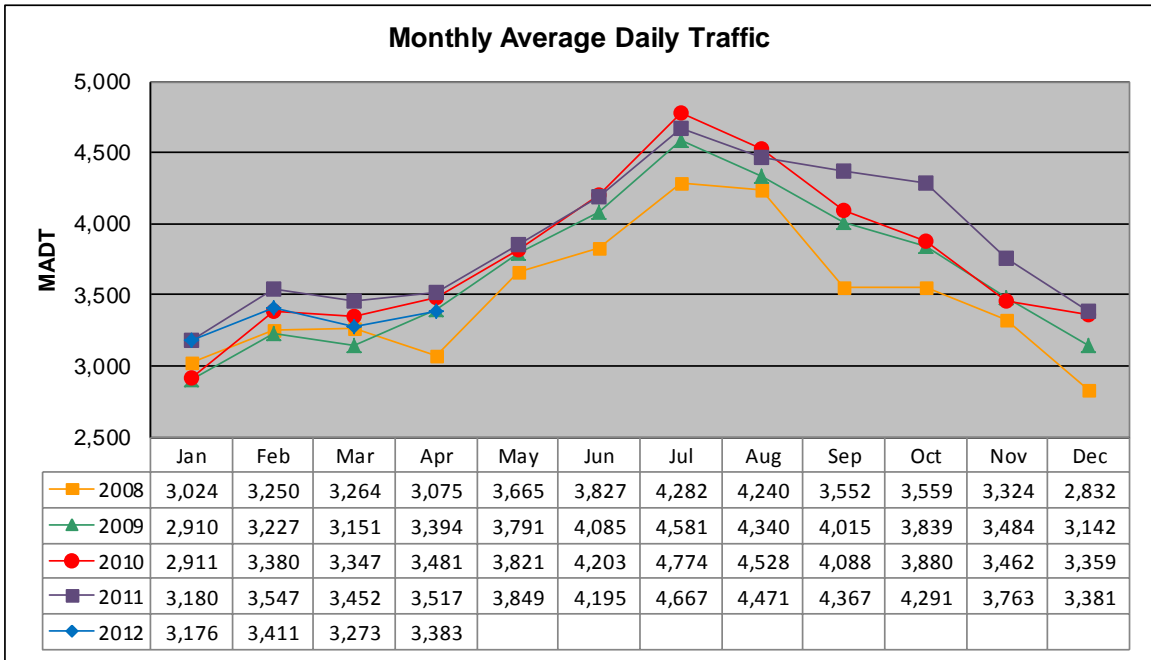


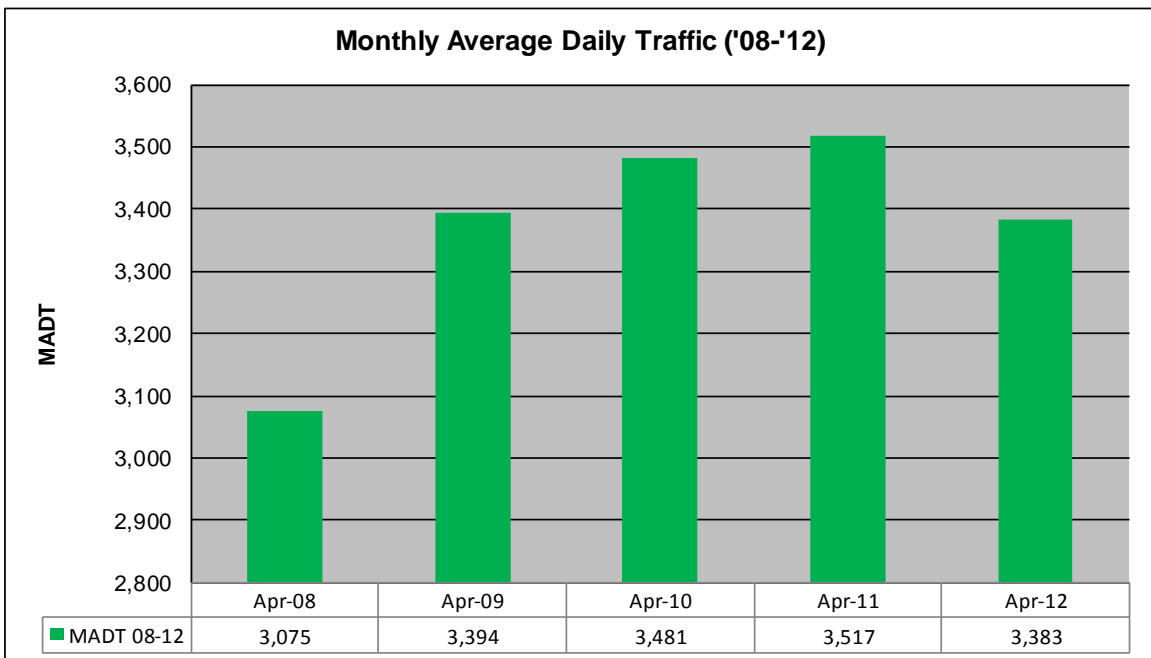
# MONTHLY REPORT, STATION NO. 170 (ATR)

## APRIL 2012

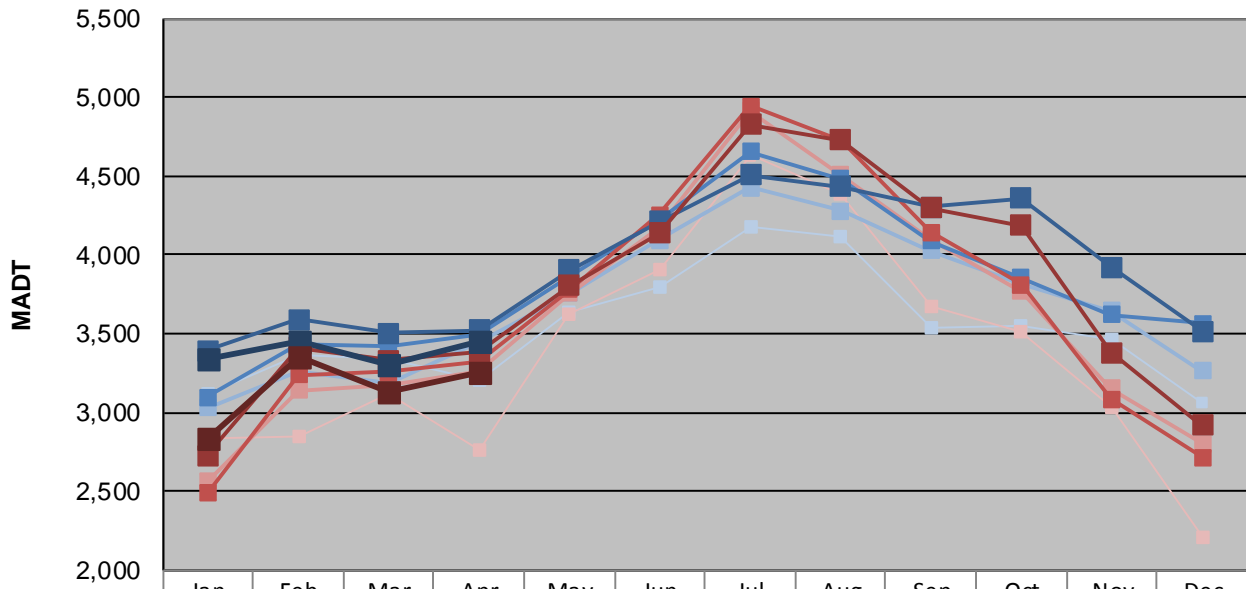
<b>Station Measurement: VOLUME</b>		
Route: TH 2	Route Direction: E/W	Lanes: 4
County: Clearwater		Closest City: Bagley
Functional Class: Rural Principal Arterial - Other		
Location: W OF CSAH20, W OF BAGLEY		
Ref Post: 083+00.956	True Mile: 83.397	Sequence No. 6725
<b>Volume: 101,486</b>		<b>MADT: 3,383</b>
<b>Weekday (M-F) MADT: 3,448</b>		<b>Weekend (Sa-Su) MADT: 3,254</b>



Note: Increase in traffic October 2011 due to hunting openers



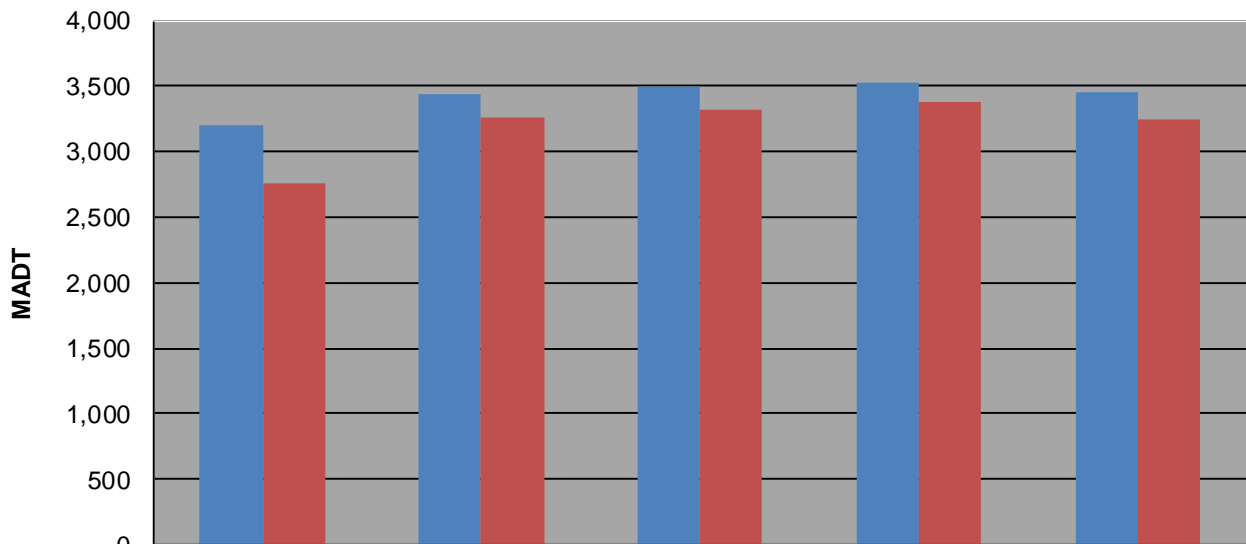
### Weekday (WD)/Weekend (WE) Monthly Average Daily Traffic



	Jan	Feb	Mar	Apr	May	Jun	Jul	Aug	Sep	Oct	Nov	Dec
'08 WD	3,116	3,370	3,344	3,204	3,638	3,798	4,178	4,112	3,540	3,544	3,468	3,060
'08 WE	2,832	2,846	3,120	2,762	3,618	3,902	4,632	4,388	3,676	3,518	3,034	2,202
'09 WD	3,026	3,262	3,186	3,446	3,758	4,094	4,428	4,278	4,026	3,818	3,646	3,264
'09 WE	2,560	3,142	3,174	3,262	3,758	4,170	4,912	4,506	4,100	3,766	3,150	2,804
'10 WD	3,096	3,436	3,416	3,492	3,864	4,218	4,654	4,482	4,088	3,852	3,618	3,566
'10 WE	2,486	3,240	3,258	3,322	3,778	4,254	4,944	4,730	4,146	3,808	3,084	2,714
'11 WD	3,392	3,592	3,502	3,524	3,902	4,214	4,508	4,430	4,304	4,356	3,922	3,516
'11 WE	2,730	3,408	3,330	3,382	3,804	4,138	4,826	4,726	4,298	4,188	3,378	2,920
'12 WD	3,342	3,456	3,302	3,448								
'12 WE	2,840	3,356	3,128	3,254								

Note: 'Weekday' defined as Monday-Friday, 'Weekend' defined as Saturday-Sunday

### Weekday/Weekend Monthly Average Daily Traffic ('08-'12)



	Apr-08	Apr-09	Apr-10	Apr-11	Apr-12
Weekday	3,204	3,446	3,492	3,524	3,448
Weekend	2,762	3,262	3,322	3,382	3,254