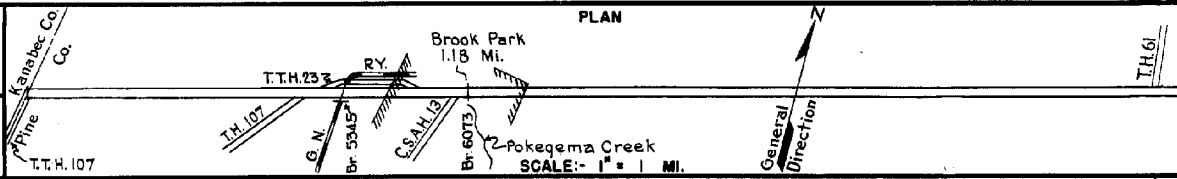


PREPARED BY  
HIGHWAY PLANNING SURVEY  
IN COOPERATION WITH  
U. S. PUBLIC ROADS ADMINISTRATION


STATE OF MINNESOTA  
DEPARTMENT OF HIGHWAYS  
ROAD LIFE STUDIES  
CONSTRUCTION PROJECT LOG RECORD

CONTROL SECTION 5801  
TRUNK HIGHWAY 23  
COUNTY Pine  
DISTRICT 3B

LIMITS: W. Co. Line - 9 Jct. T.H. 61



| YEAR BUILT | PROJECT N <sup>o</sup> | DESCRIPTION                             |                   |                | CODE N <sup>o</sup>                                     |
|------------|------------------------|---|-------------------|----------------|---|
|            |                        | TYPE                                    | WIDTH             | THICKNESS      |   |
| 1925       | 23-23-30A&B            | Grading<br>Gravel<br>Br 6073 & 4340 (1) | 30'<br>24'<br>23' | 3"<br>3"<br>2" | 1463-1575 C.Y./Mile<br>W10GD & 16 B.S.                  |
| 1931       | 23-23-30A&B            | Oil Tr. Gravel                          | 22'               | 1 1/2"         | 15714 Gal./Mile<br>Maint. Dept.                         |
| 1936       | 23-23-30C,D&E          | Grading<br>Br. 5345                     | 30'<br>30'        | 3"<br>3"       | 181 B.S.-O.H.   |
| 1936       | 23-23-30C,D&E          | Gravel                                  | 22'               | 2"             | Maint. Dept.  |
| 1938       | A.F.E. 30              | Mixed Bitum.                            | 24'               | 1"             | Maint. Dept.  |
| M          | 1940                   | A.F.E. 30                               |                   |                | SG3, 3025 Gal./Mi.<br>Grav. 64 C.Y./Mi.<br>Maint. Dept. |
| M          | 1941                   | A.F.E. 24                               |                   | 24'            | SG3, 2341 Gal./Mi.<br>Maint. Dept.                      |
| M          | 1942                   | A.F.E. 4                                |                   |                | Spot Treat.<br>Bit. Surf. Repair 24'                    |
| M          | 1943                   | A.F.E. 4                                |                   |                | Spot Treat.<br>Bit. Surf. Repair 24'                    |
| M          | 1944                   | A.F.E. 4                                |                   |                | Spot Treat.<br>Bit. Surf. Repair 24'                    |
| M          | 1945                   | A.F.E. 4                                |                   |                | Spot Treat.<br>Bit. Surf. Repair 24'                    |
| M          | 1946                   | A.F.E. 4                                |                   | 24'            | Spot Treat.<br>Bit. Surf. Repair 24'                    |
| M          | 1947                   | A.F.E. 4                                |                   | 24'            | Spot Treat.<br>Bit. Surf. Repair 24'                    |
| M          | 1948                   | A.F.E. 4                                |                   | 24'            | Spot Treat.<br>Bit. Surf. Repair 24'                    |



| YEARS |      | TOTAL MILES | UNINCORPORATED |         | INCORPORATED |         | RURAL     |         | URBAN     |         |
|-------|------|-------------|----------------|---------|--------------|---------|-----------|---------|-----------|---------|
| FROM  | TO   |             | RDWY. MI.      | BR. MI. | RDWY. MI.    | BR. MI. | RDWY. MI. | BR. MI. | RDWY. MI. | BR. MI. |
| 1925  | 1930 | 9.79        | 8.56           | 0.01    | 1.22         | 0.00    | 9.78      | 0.01    | 0.00      | 0.00    |
| 1931  | 1935 | 9.78        | 8.55           | 0.01    | 1.22         | 0.00    | 9.77      | 0.01    | 0.00      | 0.00    |
| 1936  | 1952 | 9.79        | 8.52           | 0.04    | 1.23         | 0.00    | 9.75      | 0.04    | 0.00      | 0.00    |
| 1953  | 1954 | 9.80        | 8.53           | 0.04    | 1.23         | 0.00    | 9.76      | 0.04    | 0.00      | 0.00    |
| 1955  | 1961 | 10.02       | 8.81           | 0.03    | 1.18         | 0.00    | 9.99      | 0.03    | 0.00      | 0.00    |
| 1962  |      | 9.55        | 8.34           | 0.03    | 1.18         | 0.00    | 9.52      | 0.03    | 0.00      | 0.00    |

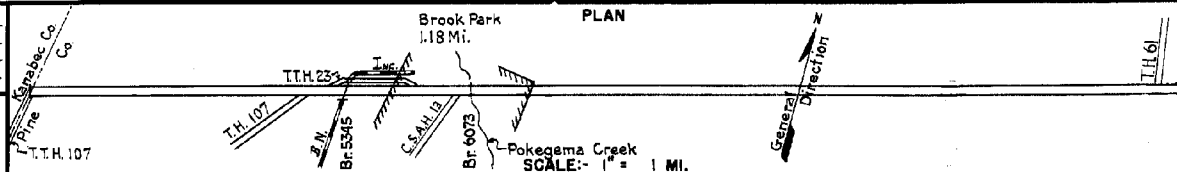
REMARKS: Layout is to scale as of 1936.  
(1) Br. 4340 built by Township in 1920 and widened from 16' to 24' in 1925.  
(2) This work not done under these project numbers but lies within the limits of these projects.

PREPARED BY  
HIGHWAY PLANNING SURVEY  
IN COOPERATION WITH  
U. S. PUBLIC ROADS ADMINISTRATION

STATE OF MINNESOTA  
DEPARTMENT OF HIGHWAYS  
ROAD LIFE STUDIES  
CONSTRUCTION PROJECT LOG RECORD

CONTROL SECTION 5801  
TRUNK HIGHWAY 25  
COUNTY Pine  
DISTRICT 3B

LIMITS: W. Co. Line - S. Jct. T.H. 61



| YEAR BUILT | PROJECT N <sup>o</sup>   | DESCRIPTION   |                   |                | CODE N <sup>o</sup>                                      | REMARKS   |
|------------|--------------------------|---|-------------------|----------------|--|---|
|            |                          | TYPE  | WIDTH             | THICKNESS      |  |   |
| M 1949     | A.F.E. 4                 | Spot Treat.<br>Bit. Surf. Repair  | 24'               |                | MC-2, 9775 Gal.<br>Agg. 550 C.Y.                         | 1 9.79 (Net 1.00)                                     |
| M 1950     | A.F.E. 4                 | Spot Treat.<br>Bit. Surf. Repair  | 24'               |                | MC-2, 28382 Gal.<br>Agg. 1612 C.Y.                       | 2 9.79 (Net 3.15)                                     |
| M 1951     | A.F.E. 4                 | Spot Treat.<br>Bit. Surf. Repair  | 24'               |                | MC-2, 19302 Gal.<br>Agg. 1012 C.Y.                       | 3 9.79 (Net 2.05)                                     |
| M 1952     | A.F.E. 4                 | Spot Treat.<br>Bit. Surf. Repair  | 24'               |                | MC-2, 35209 Gal.<br>Agg. 1992 C.Y.                       | 4 9.79 (Net 3.84)                                     |
| C 1953     | 5801-04                  | Grading<br>Gravel & Salv. Bit.<br>C108 Culv.                                  | 42'<br>32'        | 6"             | 12" Granular Mat'l<br>2000 C.Y./MI.                      | 5 ← Lengthens 0.01 →<br>2.42                          |
| M 1954     | A.F.E. 604               | Spot Treat.<br>Bit. Surf. Repair  | 24'               |                | MC-2, 10424 Gal.<br>Agg. 790 Tons                        | 6 7.38 (Net 1.05)                                     |
| C 1954     | 5801-06                  | Bit. Stab. Base*<br>Mixed Bit.  | 24'               | 1"             | *upper 1" x 26' of base<br>imp. stabilized               | 7 2.42  |
| M 1955     | A.F.E. 827<br>A.F.E. 604 | Spot Base Repair<br>Spot Treat.<br>Bit. Surf. Repair                          | 28'<br>28'        |                | MC-2, 20234 Gal.<br>Agg. 1437 Tons<br>Base Agg. 997 Tons | 8 6.60 (Net Surface 2.80) (Net Base 0.15)             |
| C 1955     | 5801-05<br>5801-08       | Grading<br>Sand-Gray Base<br>Mixed Bit.                                       | 42'<br>42'<br>26' | 12"<br>1"      | Ext. M1080 (Br. 6073)<br>Const. C1010 & C106             | 9 ← Relocation lengthens 0.22 →<br>7.60               |
| M 1956     | A.F.E. 605               | Light Bit. Seal   | 24'               |                | RC-2, 3628 Gal.<br>Agg. 120 C.Y.                         | 10 2.42   |
| C 1958     | 5801-07                  | Concr. (M.P. 0.00-8.9)<br>Bit. Stab. Base (L.I.M.)<br>Plant Mix Bit. (L.I.M.) | 24'<br>40'<br>24' | 8"<br>9"<br>3" |  | 11 10.02<br>8.91                                      |
| C 1962     | 5801-11                  | P.C. Concrete   | 24'               | 8"             |  | 12 Shortens 0.47 due to relocation of T.H. 61<br>0.64 |
| C 1970     | 5801-12                  | Pl. Mix Bit. Shldrs.  |                   |                | E' Rt. & Lt.   | 13 9.25   |
| M 1978     | SF                       | CLEAN & RESEAL JOINTS<br>& CRACKS IN CONC. PAVEMENT                           |                   |                |  | 14 2.42   |

| YEARS FROM | TO | TOTAL MILES | UNINCORPORATED |         | INCORPORATED |         | RURAL     |         | URBAN     |         |
|------------|----|-------------|----------------|---------|--------------|---------|-----------|---------|-----------|---------|
|            |    |             | RDWY. MI.      | BR. MI. | RDWY. MI.    | BR. MI. | RDWY. MI. | BR. MI. | RDWY. MI. | BR. MI. |
|            |    |             |                |         |              |         |           |         |           |         |

REMARKS: See Sheet No. 1  
(3) Contract not final but work substantially complete

