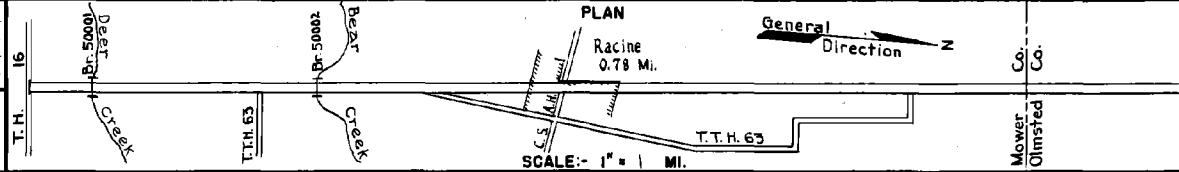


PREPARED BY
HIGHWAY PLANNING SURVEY
IN COOPERATION WITH
U.S. PUBLIC ROADS ADMINISTRATION

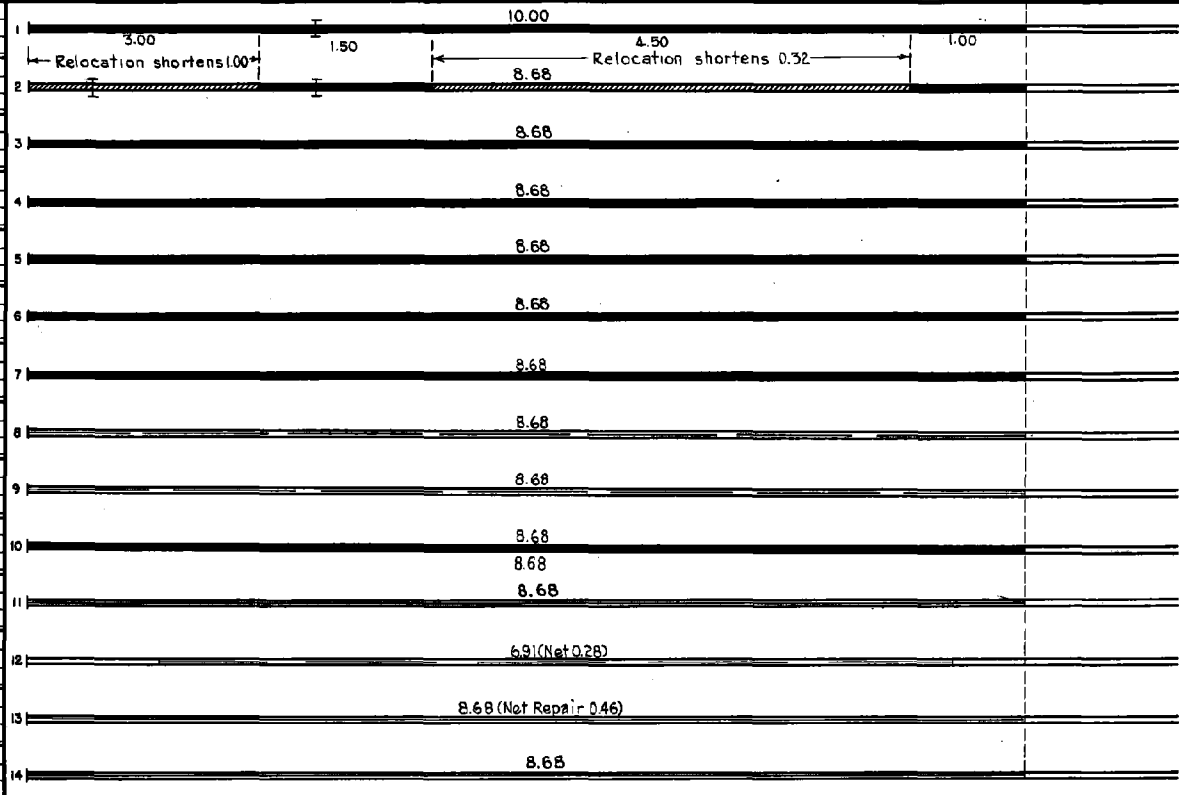
STATE OF MINNESOTA
DEPARTMENT OF HIGHWAYS
ROAD LIFE STUDIES
CONSTRUCTION PROJECT LOG RECORD

CONTROL SECTION 5006
TRUNK HIGHWAY 63
COUNTY Mower
DISTRICT 6A

LIMITS: Jct. T. H. 16 - No. Co. Line



| YEAR BUILT | PROJECT N ^o | DESCRIPTION | | | CODE N ^o |
|------------|-------------------------------|---|------------|-----------|--|
| | | TYPE | WIDTH | THICKNESS | |
| 1921 | | Gravel Br. 2521 | 22' 18' | 2" | No Record of Const. 70' L.T. |
| 1931 | 63-59-26A | Grading Br. 5134 & 5135 | 40' 27' | | 2-75' L.T. |
| 1932 | 63-59-26A | Gravel | 24' | 2" | 900 C.Y./Mile. |
| 1932 | 63-59-26A | Gravel | 24' | 2 1/2" | 200 C.Y./Mile. |
| 1932 | 63-59-26A | Oil Tr. Gravel | 24' | 1" | 14055 Gal./Mile. Maint. Dept. |
| 1934 | 63-59-26A | Waterbound Mac. | 22' | 7" | 4000 Tons/Mile. |
| 1935 | 63-59-26A | Bit Conc. Plant Mix. | 20' | 2 3/4" | 1200 Tons/Mile. |
| M | 1941 A.F.E. 44 | Frost Boil Corr. & Backfill (Spots) | | | Maint. Dept. |
| M | 1943 A.F.E. 4 | Spot Treat Bit. Surf. Repair | 24' | | RT-5&6, 397 G./Mi. |
| C | 1945 A.F.E. 26 | Bit. Resurfacing Bit. Plant Mix | 20' | 7/8" | 1831T- Level Course 4741T- Wear Course Maint. Div. |
| M | 1947 A.F.E. 5 | Bit. Seal Coat | 20' | | AE-1, 23461 Gal. Agg. 753 C.Y. |
| M | 1949 A.F.E. 4 | Spot Treat Bit. Surf. Repair | 24' | | MC-3, 3303 Gal. Agg. 144 C.Y. |
| M | 1953 A.F.E. 604 A.F.E. 605 | Spot Treat Bit. Surf. Repair Light Bit Seal (866 M) | 20' | | MC-3 & RCS-2, 16995 Gal. Agg. 661 C.Y. |
| M | 1955 A.F.E. 605 | Light Bit. Seal | 20' | | RCS-1, 19059 Gal. Agg. 578 Tons |



| YEARS FROM | TO | TOTAL MILES | UNINCORPORATED | | INCORPORATED | | RURAL | | URBAN | |
|------------|------|-------------|----------------|---------|--------------|---------|-----------|---------|-----------|---------|
| | | | RDWY. MI. | BR. MI. | RDWY. MI. | BR. MI. | RDWY. MI. | BR. MI. | RDWY. MI. | BR. MI. |
| 1921 | 1930 | 10.00 | 9.99 | 0.01 | 0.00 | 0.00 | 9.99 | 0.01 | 0.00 | 0.00 |
| 1931 | 1938 | 8.68 | 5.65 | 0.03 | 0.00 | 0.00 | 5.65 | 0.03 | 0.00 | 0.00 |
| 1939 | 1969 | 8.68 | 7.87 | 0.03 | 0.78 | 0.00 | 8.65 | 0.03 | 0.00 | 0.00 |
| 1970 | | 8.68 | 7.79 | 0.05 | 0.78 | 0.00 | 8.63 | 0.05 | 0.00 | 0.00 |

REMARKS: Layout is to scale as of 1931

(1) Accumulated thickness. (2) This work not done under this project number but lies within the limits of this project.

PREPARED BY
HIGHWAY PLANNING SURVEY
IN COOPERATION WITH
U. S. PUBLIC ROADS ADMINISTRATION


STATE OF MINNESOTA
DEPARTMENT OF HIGHWAYS
ROAD LIFE STUDIES
CONSTRUCTION PROJECT LOG RECORD

CONTROL SECTION 5006
TRUNK HIGHWAY 63
COUNTY Mower
DISTRICT 6A

LIMITS: Jct. T.H. 16 - N. Co. Line

Ref. Pt. 018+00.601 - 027+00.234

| YEAR BUILT | PROJECT N ^o | DESCRIPTION | | | | CODE N ^o |
|------------|--------------------------|---|-------|--------------|---|---------------------|
| | | TYPE | WIDTH | THICKNESS | REMARKS | |
| M 1957 | A.F.E. 604 | Spot Treat. Bit. Surf. Repair | 24' | | Bit. Mix 504 Tons | |
| M 1958 | A.F.E. 604 | Repair Base Restore Bit. Surf. | 24' | | 36 Tons Base Bit. Mix 24 Tons | |
| M 1959 | A.F.E. 604 A.F.E. 605 | Spot Treat Bit. Surf. Repair Light Bit. Seal | 24' | 3/4" | MC-2, 4035 Gal. Agg. 280 Tons RCS-1, 18948 Gal. | |
| M 1961 | | Spot Treat Bit. Surf. Repair | 24' | | MC-2, 10225 Gal. & 1225 Tons Bit. Mix | |
| M 1962 | | Bit. Surf. Repair | 20' | | Rd. Mix 4124 Tons | |
| M 1964 | C | Light Bit. Seal | 21' | | RS-2K, 11926 Gal. Agg. 454 C.Y. | |
| C 1970 | 5006-08 | Grade Base Pl. Mix. Bit. Surf. Pl. Mix. Bit. Shoulder | 24' | 3'6" | Remove Br. 5134 & Br. 5135 8' Right & Left | |
| C 1970 | 5006-08 | Br. No. 50001 Br. No. 50002 | | | 137' PPG 142.6 PPG | |
| C 1982 | 5006-14 F056-1(153) | Bit. Surfacing Bit. Shoulders | 24' | 2 1/4" 8' | 3/4" Spec. 2361 | |
| C 1994 | 5006-16 | Bit. Overlay Edge Drain Gravel Surfacing | 24' | 3 1/2" | Spec. 2331 Class 2 | |
| M 1997 | 5006-17 | Major Crack Repair | | | | |



| YEARS | | TOTAL MILES | UNINCORPORATED | | INCORPORATED | | RURAL | | URBAN | |
|-------|----|-------------|----------------|---------|--------------|---------|-----------|---------|-----------|---------|
| FROM | TO | | RDWY. MI. | BR. MI. | RDWY. MI. | BR. MI. | RDWY. MI. | BR. MI. | RDWY. MI. | BR. MI. |
| | | | | | | | | | | |
| | | | | | | | | | | |
| | | | | | | | | | | |

REMARKS: See Sheet No. 1