

STATE OF MINNESOTA

2012-2015

STATE TRANSPORTATION IMPROVEMENT PROGRAM (STIP)




September 2011

**Minnesota
State Transportation Improvement Program
(STIP)
2012-2015**


Recommended for Approval by:

MnDOT's Transportation Program Investment Committee



**Bernie Arseneau
Deputy Commissioner/Chief Engineer**

**Approved by:
MnDOT Commissioner**



Thomas K. Sorel



Minnesota Department of Transportation

395 John Ireland Blvd.
St. Paul, MN 55155

To the Reader:

The State Transportation Improvement Program (STIP) is a comprehensive four-year schedule of planned transportation projects in Minnesota for state fiscal years 2012, 2013, 2014, and 2015. These projects are for state trunk highways, local roads and bridges, rail crossings and transit capital and operating assistance. This document represents an investment of over \$6.4 billion in federal, state, and local funds over the four years.

This document is the statewide transportation program in which MnDOT, local governments, and community and business interest groups worked together in eight District Area Transportation Partnerships (ATPs) to discuss regional priorities and reach agreement on important transportation investments. This state process was developed in response to the Federal “Intermodal Surface Transportation Efficiency Act (ISTEA) of 1991” which focused on enhanced planning processes, greater state and local government responsibility, and more citizen input to decision making. The process has continued under the two following federal transportation acts.

Any questions and comments on specific projects included in this program may be directed to the identified MnDOT District Transportation office listed in the Program Listing sections of the document. To further assist you in using this information, a searchable database will be available in November 2011 on the Internet at:

<http://www.dot.state.mn.us/planning/program/stip.html>

General questions or comments can be directed to the Office of Capital Programs and Performance Measures in St. Paul (651-366-3798). Thank you for your interest and support in Minnesota’s Transportation System.

Minnesota
State Transportation Improvement Program
(STIP)

Table of Contents

I.	INTRODUCTION.....	I-2
II.	STATE TRANSPORTATION IMPROVEMENT PROGRAM (STIP).....	II-1
	Certification	II-1
	The Minnesota Statewide Transportation Plan	II-1
	Public Involvement	II-2
	Minnesota Transportation Process for Investment Decisions	II-3
	Financial Plan.....	II-4
	Project Selection.....	II-7
III.	PROGRAM LISTING.....	III-1

APPENDICES

A.	Select Highway and Transit Programs Greater Minnesota MPO Programs.....	A-1
	Transportation Enhancement Activities (TEA)	A-2
	Highway Safety Improvement Program (HSIP)	A-3
	Transit Programs	A-4
	Indian Reservation Roads (IRR)	A-5
	Recreational Trails Program	A-6
	MnDOT State Road Construction Program (SRC).....	A-7
B.	Other Modal Programs	
	Minnesota Rail Service Improvement Program.....	B-1
	Port Development Assistance Program.....	B-2
	Minnesota Aeronautics Capital Improvement Program.....	B-3
C.	MnDOT’s Detailed Federal Fiscal Constraint Plan.....	C-1

**Minnesota
State Transportation Improvement Program
(STIP)**

List of Figures

		<u>Page</u>
Figure 1	State Transportation Improvement Program Funding by Program and Year	I-3
Figure 2	Transportation Investment Process	II-3
Figure 3	State Transportation Improvement Program Funding by Source and Year	II-9
Figure 4	State Transportation Improvement Program Funding by District/ATP and Year	II-9
Figure 5	Route System Categories	III-1
Figure 6	Program Categories	III-2
Figure 7	Proposed Fund Categories	III-3

Appendix Figures

Figure A-1	Greater Minnesota MPO Funding by Source and Year	A-1(2)
Figure A-2	Transportation Enhancement Funding by Year	A-2(1)
Figure A-3	Highway Safety Improvement Program Funding by Year	A-3(2)
Figure A-4	Transit Funding by Source and Year	A-4(2)
Figure A-5	State Road Construction Program Funding by Source and Year	A-7(2)
Figure A-6	State Road Construction Program Funding by District/ATP and Year	A-7(2)
Figure B-1	Minnesota Rail Service Improvement Program Estimated Funding Summary and Number of Potential Projects by Program and Year	B-1(2)
Figure B-2	Port Development Assistance Program Anticipated Expenditures by Port and Year	B-2(2)
Figure C-1	Minnesota Detailed Federal Fiscal Constraint Plan 2012-2015	C-1(2)
Figure C-2	Minnesota Federal Advance Construction Forecast	C-1(4)

PREFACE

State of Minnesota State Transportation Improvement Program (STIP) 2012-2015

This document is the State of Minnesota State Transportation Improvement Program (STIP) for state fiscal years 2012-2015. It includes an introduction, or overview, of the anticipated expenditures for all modes of transportation under the authority of the Minnesota Department of Transportation (MnDOT). The document is organized into three chapters and three appendices.

Chapter I of this document is the introduction to MnDOT. It provides information on MnDOT's vision for its transportation system and the factors that help shape MnDOT's policies and programs.

Chapter II is the formal response to the federal requirements for the STIP under the Safe, Accountable, Flexible, and Efficient Transportation Equity Act: A Legacy for Users (SAFETEA-LU). The programming process to develop this STIP began in the fall of 2010 and was developed under the requirements outlined in SAFETEA-LU with a conservative estimate of federal funds anticipated.

Chapter III includes the project listing of all projects using federal-aid highway or transit funding. Projects using only local dollars are not included. These listings are organized by MnDOT District/Area Transportation Partnership (ATP) areas.

Appendix A includes a description, expenditure summary and project listing for several federal-aid highway and transit categories. A description of the MnDOT State Road Construction Program (SRC) is also included, but without a repeat of the project listing of state trunk highway projects. Appendix B includes, for information purposes only, a description, financial summary, and project listing for other modal programs that are not subject to the federal planning requirements under SAFETEA-LU. Appendix C includes a detailed financial plan for the STIP.

The STIP was developed using programs specified in SAFETEA-LU which was signed into law August 10, 2005. Once approved by the US DOT, the State Transportation Improvement Program for Minnesota is available on the Internet at the following address:

<http://www.dot.state.mn.us/planning/program/stip.html>

I. INTRODUCTION

The Minnesota Department of Transportation (MnDOT) was established and operates in order to provide a balanced transportation system including aeronautics, highways, motor carriers, ports, public transit, railroads and pipelines. MnDOT is the principal agency in the state for development, implementation, administration, consolidation, and coordination of state transportation policies, plans, and programs. These policies, plans, and programs are developed in cooperation with the public and a variety of transportation partners, including the Twin Cities Metropolitan Council, the six Metropolitan Planning Organizations (MPOs) established in areas with populations exceeding 50,000, the nine Regional Development Commissions (RDCs), county, city, and Indian tribal governments throughout the state.

The MnDOT vision is to be a global leader in transportation. MnDOT is committed to upholding public needs and collaboration with internal and external partners to create a safe, efficient and sustainable transportation system for the future. Fundamental to this vision is the need to preserve and maintain the state's physical transportation assets – highways, bridges, airports, water ports, freight, bus, rail, intermodal facilities, and bikeways.

A number of factors are shaping the development of MnDOT policies and programs. These include safety, the integration of transportation modes, service and investment preservation, customer focus, economic development, technology, environmental partnerships, and federal actions. This document addresses these factors and provides a multimodal focus. This document and the investment levels summarized in Figure 1 do not include the expenditures for infrastructure maintenance. In addition, unless federal funding is a part of the investment, the investments in this document and Figure 1 do not include improvements made by local levels of government. Total government investment in transportation infrastructure could be two to three times the investment level included in this document. The investment in transportation infrastructure improvements included in this document is summarized in Figure 1.

**Figure 1
STATE TRANSPORTATION IMPROVEMENT PROGRAM FUNDING
INCLUDING RAIL, PORTS, AND AIR
BY PROGRAM AND YEAR
(\$ MILLIONS)**

PROGRAM	2012	2013	2014	2015	TOTAL*
Highway Assistance Program¹	1,500	1,197	1,284	1,035	5,017
Transit Assistance Program²	659	344	337	292	1,632
SUBTOTAL*	2,159	1,541	1,621	1,327	6,649
Rail Service Improvement Program³	7	3	3	3	16
Port Development Assistance Program⁴	3	0	0	0	3
Airport Development Program⁵	79	110	112	121	422
SUBTOTAL*	89	113	115	124	441
TOTAL*	2,248	1,654	1,736	1,451	7,090

*May not total correctly due to rounding.

¹The Highway Assistance Program includes all federal-aid for highways received through the Federal Highway Administration (FHWA) of the U.S. Department of Transportation (USDOT). It includes all federal apportionment, allocation or special funding. It also includes all state trunk highway funds appropriated for construction, other state appropriated investments and any local funding utilized as match for federal projects. A list of projects is included in Chapter III of the STIP.

²The Transit Assistance Program includes all federal-aid for transit received through the Federal Transit Administration (FTA) of the USDOT. It also includes all state and local funds necessary to match the federal funds and operate the transit systems. The Transit Assistance Program does not include the federal-aid highway funding used for some of the buses, facilities, and other capital purchases for transit. All transit projects are included in Chapter III of the STIP. The transit only portion of Chapter III is listed in Appendix A-4.

³The Minnesota Rail Service Improvement Program (MRSI) was established in 1976 to prevent the loss of rail service on lines potentially subject to railroad abandonment. Projects that fall within the MRSI are divided among 6 programs: rail line rehabilitation, capital improvements for rail shippers, capital improvement for railroads, purchase assistance to rail authorities, loan guarantees and state rail banking.

The MRSI Program does not include funding for rail-highway safety projects included in the highway assistance program. The number of rail service assistance projects is estimated and shown in Appendix B-1.

⁴The Port Development Assistance Program was created in 1991. The 1996, 1998, 2000, 2001, 2003, 2005, 2006, 2008, and 2009 Legislatures set aside a total of \$21.0 million to fund this program. A list of projects that could be funded is included in Appendix B-2.

⁵The Airport Development Program figures shown above include federal and state grant funds plus the local share or match. The project listing in Appendix B-3 is not financially constrained to the anticipated funding, and totals about \$422 million in candidate airport projects statewide over the next 4 years.

II. STATE TRANSPORTATION IMPROVEMENT PROGRAM (STIP)

Certification

In accordance with 23 CFR 450.218, the Minnesota Department of Transportation (MnDOT), as the Governor's designee, certifies that the transportation planning process is being carried out in accordance with the following requirements:

1. 23 U.S.C. 134 and 135, 49 U.S.C. 5303 and 5304, and this part;
2. Title VI of the Civil Rights Act of 1964, as amended (42 U.S.C. 2000d-1) and 49 CFR part 21;
3. 49 U.S.C. 5332, prohibiting discrimination on the basis of race, color, creed, national origin, sex, or age in employment or business opportunity;
4. Section 1101(b) of the SAFETEA-LU (Pub. L. 109-59) and 49 CFR part 26 regarding the involvement of disadvantaged business enterprises in USDOT funded projects;
5. 23 CFR part 230, regarding implementation of an equal employment opportunity program on Federal and Federal-aid highway construction contracts;
6. The provisions of the Americans with Disabilities Act of 1990 (42 U.S.C. 12101 *et. seq.*) and 49 CFR parts 27, 37, and 38;
7. Sections 174 and 176 (c) and (d) of the Clean Air Act, as amended (42 U.S.C. 7504, 7506 (c) and (d) and 40 CFR part 93;

8. The Older Americans Act, as amended (42 U.S.C. 6101), prohibiting discrimination on the basis of age in programs or activities receiving Federal financial assistance;
9. Section 324 of title 23 U.S.C., regarding the prohibition of discrimination based on gender; and
10. Section 504 of the Rehabilitation Act of 1973 (29 U.S.C. 794) and 49 CFR part 27 regarding discrimination against individuals with disabilities.

MnDOT also concurs with the MPO's determination that the air quality conformity analysis has been completed by the necessary MPOs and has been reviewed and accepted by the Minnesota Pollution Control Agency.

The Minnesota Statewide Transportation Plan

Projects in the STIP are consistent with the *Minnesota Statewide Transportation Policy Plan 2009-2028: Your Destination....Our Priority*, a long-term, multi-modal and statewide plan that is consistent with federal requirements outlined in 23 CFR part 450. The *Plan* addresses federal planning requirements, the transportation goals identified in state law, and reflects *MnDOT's Strategic Vision*. The process for developing and updating the *Plan* provides early and continuous opportunities for the involvement of the public and other potentially affected parties.

In accordance with Minnesota Statutes §174.03, Subdivision 1a, the *Plan* is updated every 4 years beginning January 15, 2013, with interim updates as needed by MnDOT to promote

statewide transportation planning. The most recent update of Statewide Transportation Plan was completed in August of 2009.

MnDOT has concurrently updated the Statewide and District Highway Investment Plans for the 2009-2028 time period. These plans lay out priorities for projected available funding during the next 20 years and establish a balanced program of investment that help achieve strategic priorities of safety, mobility and infrastructure preservation.

Both plans are available for downloading at the following web address: www.dot.state.mn.us/planning/stateplan/index.html

Public Involvement

The last three Federal Transportation Acts have created less of a federal presence in many transportation decisions. The diminished federal role results in more state/local authority and responsibility for these decisions. The funding flexibility and expanded project eligibility under these acts has given decision makers more options to address transportation priorities. Public involvement in transportation issues and decision making is vital because of this expanded eligibility and diversity. Federal Law requires an opportunity for early and continuous involvement in the development of the *Statewide Transportation Plan* and the STIP. Public involvement is also a mandatory component of the MPO planning process.

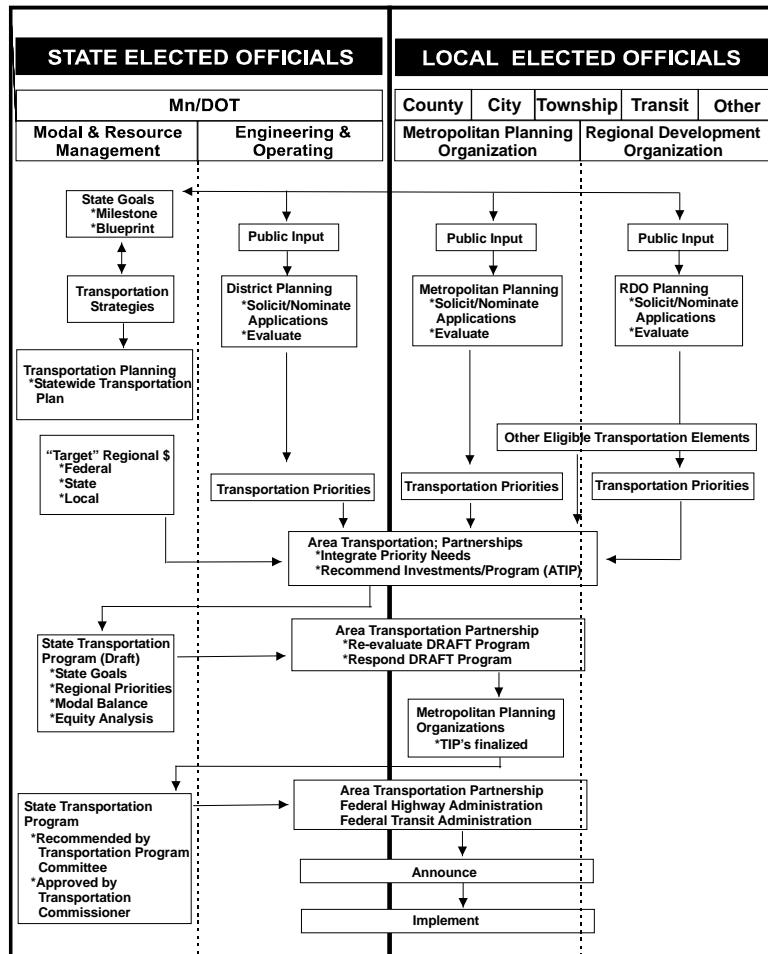
Minnesota's transportation investment process (Figure 2), with the Area Transportation Partnerships (ATPs) provides for early and continuous involvement in the development of the STIP. The process incorporates the public involvement activities of

the partners (MPOs, RDCs, counties, cities and others) into their roles on the ATP. MPOs in accordance with federal requirements have developed public participation processes and use them in conjunction with the development of their Transportation Improvement Programs (TIPs). The MPO TIPs include detailed discussion of public involvement.

In addition to the public input derived through Minnesota's transportation investment process, public meetings, forums, conferences and focus groups have been held throughout the state by the ATP partners, MnDOT and modal partners such as transit, rail and bike/pedestrian. MnDOT's public involvement guidebook entitled "Hear Every Voice" provides guidance on involving the public in planning, programming, and project development.

Other methods used to encourage public involvement included the use of newsletters, newspaper articles, informational mailings, press releases, websites and an information display at the Minnesota State Fair. A notice of the availability of the draft 2012-2015 STIP was placed in the *State Register* on June 13, 2011. This notice provided a 30 day comment period to the public.

**Figure 2
Transportation Investment Process**



The Metropolitan Council conducts a formal public hearing within the Twin Cities Transportation Management Area (TMA). A significant effort is made by the Metropolitan Council to ensure that all interested and concerned parties are offered an opportunity to participate in the preparation of the Twin Cities TIP. A public meeting was held May 18, 2011 to explain and answer questions about the TIP schedule and approval process as well as to initiate the 45 day public comment period on the TIP. The required formal public hearing was held on June 15, 2011 to hear comments on the draft TIP and the public comment period closed on July 5th. In preparation for these meetings, over 300 mailings were sent out, notification was made in the *State Register*, press announcements were sent to the media, and the schedule was published in the *Metropolitan Digest* which is mailed to 600 local elected officials and legislators.

Minnesota Transportation Process for Investment Decisions

The STIP is developed in accordance with the *Guidance for the Development of the State Transportation Improvement Program* published by MnDOT in February 2001 and with the memo on *STIP Funding Guidance* dated December 28, 2010. Minnesota's STIP is developed through a regional geographic model for making investment decisions. The process chart on this page, (Figure 2), displays the partnerships and transportation activities necessary to produce a STIP.

The process is driven by federal, state, local, and regional planning goals and objectives. Statewide investment goals have been drawn from statewide planning studies and policies, the

Minnesota Statewide Transportation Plan, and an analysis of previous programs. They are offered as an aid in determining areawide priorities. The process builds on the plans and priorities established by MnDOT Districts, MPOs, cities, counties, townships and RDCs.

The investment process uses eight regional partnerships whose boundaries are based on MnDOT's State Aid Districts. The partnerships, called Area Transportation Partnerships (ATPs), have as their members both traditional and non-traditional, metropolitan and non-metropolitan stakeholders and can include MPOs, RDCs, cities, counties, townships, transit providers, tribal governments, other interests, and MnDOT. The ATPs integrate the state and local priorities within their region and recommend a minimum four year program for federally funded transportation investments. This four year program, when combined with a list of state highway funded projects is considered the draft Area Transportation Improvement Program (ATIP). Each draft ATIP includes a prioritized list of projects that aid in solving transportation problems and implementing the long range objectives for the area.

Balanced investment decisions promote effective and efficient transportation. Safety is a key element of all investments. The principal investment emphasis is preservation and operational improvements in the existing transportation system. Expansion is focused on the state's interregional corridor system that connects major economic centers and bottlenecks in the Twin Cities metropolitan area.

The draft ATIP prepared by each ATP is submitted for inclusion in the draft State Transportation Improvement Program (STIP). Project cost estimates include an adjustment for inflation. The ATIPs are analyzed and compared to statewide goals and objectives, and unique transportation needs. They are also analyzed for completeness and fiscal constraint. From this a draft STIP is developed. The draft STIP is widely circulated for review and comment before final adjustments are made. This STIP covers four state fiscal years and includes all state and local projects financed with federal (highway or transit) assistance. The STIP also includes other regionally significant projects, all projects on the state highway system and illustrative projects. Illustrative projects are those projects that will be programmed should funding become available.

The final STIP is reviewed and approved by the Federal Highway Administration (FHWA) and the Federal Transit Administration (FTA) prior to any expenditure of federal funds. Upon approval, the document will be used by each ATP as a starting point in the process for developing their next ATIP.

Financial Plan

As mentioned in the Preface of this document, this STIP is a formal response to federal requirements. The STIP financial plan addresses fiscal constraint requirements under SAFETEA-LU. The principal financial assumption is the continuation of existing revenue sources and levels consistent with SAFETEA-LU authorizations. All of the projects in the 2012-2015 STIP are deemed affordable for implementation under these reasonable financial assumptions. The financial constraint

requirements under SAFETEA-LU are deemed to be sufficiently flexible to permit the selection of projects from the second and third year of the STIP to replace projects selected for the first year of the STIP. MnDOT reserves the right to make this project selection for the ATPs from within the STIP.

Federal Funding. SAFETEA-LU requires that the federal-aid highway and federal-aid transit projects in the STIP shall be based on financing reasonably expected to be available. The 2012-2015 STIP is based on anticipated federal, state and local funds. The federal-aid revenues are based on estimates of apportionment (formula), allocations, and high priority project funding.

Federal-Aid Highway Formula Funding: Federal-aid highway formula funding is apportioned to the states by formulas established in law. Federal-aid highway apportionments have been highly variable. Minnesota developed this STIP based on a forecast estimate for obligation authority. The federal-aid highway obligation authority estimate for the development of this STIP is \$487 million for all these years of the STIP. The annual obligation limitation of apportionment funds under SAFETEA-LU has been around 90 percent.

Federal-Aid Highway Allocation Funding: Funding available from allocated funding is included in the STIP. Federal-aid highway allocation funding is distributed to the states by administrative formula or by means of a competitive application. Allocated funds include many varied categories of federal-aid, including, but not limited to Public Lands, Indian Reservation Roads, Forest Highways, and Scenic Byways.

Allocations of categorical funding generally consist of several small projects that are distributed to specific areas of the state. Allocations are not always consistent with the time-frame of the development of the STIP.

Annual allocations to individual projects or categories of funding that add up to less than \$1 million are routinely added to the STIP but due to the timing of project identification may require amendments to be processed.

Federal-Aid Highway Earmarked Funding: SAFETEA-LU saw an unprecedented amount of federal funds earmarked by Congress. About \$90 million in Earmarked funding was made available each year under SAFETEA-LU, up from about \$30 million each year under previous transportation acts. Earmarked funding is subject to obligation limitation but is available until spent. Due to project delivery schedules and the rules pertaining to the spending of these funds, the actual level of funding committed each year is variable. Earmark funding has not occurred under the continuing resolutions since the end of SAFETEA-LU at the end of FFY 2009.

Federal Transit Funding: Federal transit funding includes both formula and discretionary programs: Urbanized Area Formula Program, Non-urbanized Area (rural, small urban and intercity bus) Formula Program, Special Needs for Elderly Individuals and Individuals with Disabilities Formula Program, Job Access and Reverse Commute Formula Program, New Freedom Formula Program and a discretionary program for major capital needs. The discretionary program provides for discretionary/competitive allocations as well as SAFETEA-LU Statutory Provisions projects for bus and bus-related facilities. Much of

the transit program is based on grant applications. In the past, the actual flow of funding was highly variable. The passage of SAFETEA-LU and its provisions to guarantee funding for transit programs keep federal transit funds predictable; however, federal funds make up only a small percentage of total operating costs for the small urbanized and rural programs.

State Highway and Transit Funding. The State of Minnesota has a biennial budget. State agency programs and operating budgets are based on a balanced budget. The 2012-2015 STIP is based on one year of approved funding and three years of estimated funding. The funding level for the STIP is estimated to be approximately the same for all 4 years of the STIP.

State Highway Funding: Funding for construction from this source is expected to be about \$290 million per year based on the current revenue forecast. The State Highway cash flow also permits advance construction of projects prior to actual federal dollars being available.

State Transit Funding: Transit assistance comes from two sources, the General Fund and Motor Vehicle Sales Tax (MVST). The transit appropriation from the State General Fund is expected to be about \$15.0 million in 2012, 2013 and \$16.3 million for each remaining year of the STIP for Greater Minnesota and about \$39.0 million in each year for the Metropolitan Area.

2012 Capital Bonding provided

- \$ 2.5 million for Greater Minnesota transit facilities.
- \$20 million for transit way projects: Northstar Ramsey Station, Gateway (I-94 East) Corridor, Minneapolis Interchange Facility, Red Rock Corridor, Newport Park-and-Ride and Station, Rush Line Corridor, Robert Street Corridor, 35W South Bus Rapid Transit, and Cedar Avenue Bus Rapid Transit.

Local Highway and Transit Funding. Local funding is assumed to be available to match, or overmatch, the federal-aid for highways and transit. The state and local funding is also expected to be sufficient to maintain and operate the highway and transit systems.

Local Highway Funding: The State has a dedicated fund for state aid roads and bridges for counties and cities of 5,000 and over in population. The funding is available for maintenance and construction and is used in part to maintain the federal-aid highways and to match federal-aid. The local highway funding committed to match the federal highway aid is expected to average about \$175 million per year.

Local Transit Funding: The majority of the funding for the Minneapolis-St. Paul large urbanized area transit system is provided through local and state revenues. Since transit is substantially a local program, estimates of urbanized transit system funding are based on the MPO TIPs. Small urban and rural transit systems have a portion of their funding provided by assistance from the State General Fund and MVST. The local share may be from a large variety of sources.

Special Legislative Funding: The Minnesota State Legislature appropriated additional funding for transportation in the 2008, 2009 and 2010 Transportation Funding Bills. The bills provided \$1.8 billion, \$40 million and \$100 million respectively from trunk highway bond proceeds for improvements on the trunk highway system over the coming years. The bills specify how much and on what the funds should be spent. Program areas to be addressed included the construction, reconstruction, and improvement of trunk highways, the accelerated repair and replacement of highway bridges throughout the state; the construction of interchanges related economic development; and the acceleration of transit facility improvements on or adjacent to trunk highways. Funding was also provided for a trunk highway project in MnDOT's Mankato District that meets specific criteria in the bill.

Advance Construction. Federal law allows states to request and receive approval to construct Federal-aid projects prior to receiving apportionment or obligation authority for the Federal-aid funds through the use of Advance Construction (AC). This means that Minnesota may commit future federal funds to a project as long as it goes through the normal FHWA approval and authorization process. An AC project is treated the same as any other federal project and must be authorized prior to advertising for letting or expending any funds on the project. Projects using AC must be fully encumbered in the state MnDOT budget for the amount of state funds and the federal AC amount. AC is available to local governments as well as MnDOT.

The agency that uses the AC procedure must “front end” the project with their own funds. These may be state aid funds, local tax funds, State Road Construction funds or some other appropriate funding sources. Local projects utilizing AC funds requires a special agreement approved by MnDOT's Division of State Aid.

Federal regulations requires that AC be shown in the year incurred and that the conversion of AC be shown in each year in which conversion takes place. Conversion is the process of converting AC to the obligation of actual federal funds. In the project listings in this STIP, AC funding is shown in a separate column and the dollar amounts are not included in the “Total” column. However, the AC conversion dollar amounts are included in the “FHWA” column and the “Total” column in the year in which a project is converted.

See Appendix C for the detailed financial plan.

Project Selection

The project selection process is the identification of the projects to be implemented in the first year of the 2012-2015 STIP. The projects in the remaining years of the STIP are deemed to be eligible for selection for implementation without a formal amendment to the STIP. MnDOT reserves the right to select projects for the first year of the STIP from the projects in the last three years of the STIP.

Project selection includes two iterative processes. The first iterative process is “determining the program” from the list of projects within the draft ATIPs. This includes the analysis of the preferred sources of funding for the projects and the directions included in the *Minnesota Statewide Transportation Plan*. It also is the step where the fiscal constraint is maintained. The second iterative process is the review of the STIP. The draft STIP is circulated back to the District/ATP for review and comment. Changes are made in the draft STIP as a result of the review and comment period. The STIP is forwarded to the Commissioner’s staff for review and approval before being sent to the U.S. DOT.

Figure 3 is a summary of the proposed expenditures in the STIP by fiscal year and the proposed source of federal highway or transit funding, state trunk highway funding or other source of state or local funding.

Figure 4 is a summary of the proposed expenditures in the STIP by fiscal year and ATP.

Figure 3 STATE TRANSPORTATION IMPROVEMENT PROGRAM FUNDING BY SOURCE AND YEAR (\$ MILLIONS)					
SOURCE	2012	2013	2014	2015	TOTAL*
Transit Programs					
Federal Transit Administration Funds	305	247	239	215	1,006
Other Funds	354	97	98	77	626
SUBTOTAL*	659	344	337	292	1,632
Highway Programs					
Federal –aid Highway Funds	598	495	492	419	2,004
Federal AC Conversion	75	66	34	83	258
State Trunk Highway Funds	335	324	318	324	1,301
Bond Funds	253	212	139	148	752
Other Funds	239	100	301	61	701
SUBTOTAL*	1,500	1,197	1,284	1,035	5,016
TOTAL*	2,159	1,541	1,621	1,327	6,649

*may not total correctly due to rounding

Figure 4 STATE TRANSPORTATION IMPROVEMENT PROGRAM BY DISTRICT/ATP AND YEAR (\$ MILLIONS)					
DISTRICT/ATP	2012	2013	2014	2015	TOTAL*
1	223	123	100	161	607
2	64	63	49	47	223
3	170	107	99	98	474
4	78	57	58	59	252
6	258	155	117	147	677
7	109	63	66	62	300
8	56	47	55	47	206
SUBTOTAL*	957	615	544	621	2,739
METRO	1,149	807	951	644	3,551
MISC	52	119	125	63	359
TOTAL*	2,159	1,541	1,620	1,328	6,649

*may not total correctly due to rounding

III. PROGRAM LISTING

The following section contains the FY 2012-2015 STIP project listing sorted by District/ATP.

The first page of each District/ATP shows the District/ATP location within the state and the counties included within each District/ATP. The name of the District Transportation Engineer, phone number, and address are shown as well as a general information telephone number.

The second page begins the listing of projects in that District/ATP sorted by Fiscal Year. Within each Fiscal Year, projects are sorted by Route System with transit projects first followed by rail, local roadway, and then state projects.

The following information is provided for each project

Seq # - The sequence number is a unique number assigned to each project in this project listing.

Route System - The route name and number on which the project is located. See Figure 5.

Figure 5 Route System Categories	
Route System	Description
BB	Transit (buses)
CITY	City project
CMAQ	Congestion Mitigation and Air Quality
CR	County Road
CSAH	County State Aid Highway
DA	Disability Act
EN	Enhancement (not assigned to a specific road and not a pedestrian or bicycle path)
FH	Forest Highway
I	Interstate Highway
IRR	Indian Reservation Roads and Bridges
ITS	Intelligent Transportation Systems
LOCAL 999	Local project not associated with a road
MSAS	Municipal State Aid Street
MUN	Municipal Street
PED/BIKE	Pedestrian or Bike Path/Trail (not assigned to a specific road)
PL	Planning
RECTRAIL	DNR Recreational Trail
RR	Railroad
MN or US	Trunk Highway
TH 999	State project not associated with a road (not an Enhancement)
TWN	Township Road

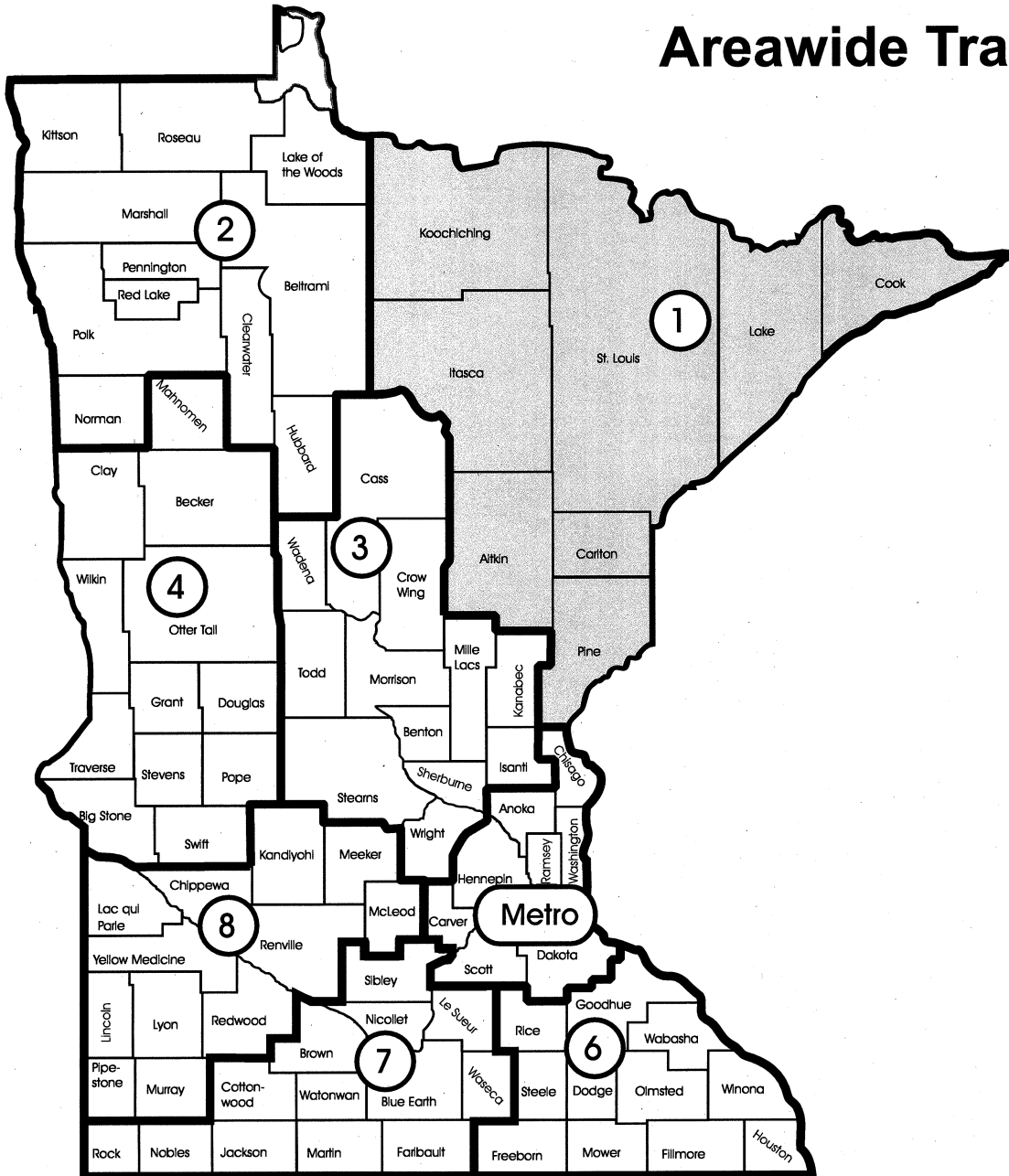
- Project Number** - Project identifier. Most trunk highway projects start with the control section numbers. Local projects start with either the county number or the city number.
- Agency** - The jurisdiction responsible for implementing projects or for opening bids.
- Description** - The location and/or type of project.
- Miles** - The length of the project.
- Programs** - The program category. See Figure 6.
- Type of Work** - The intent of the project.
- Proposed Funds** - Preliminary fund assignment with exact determination of funding determined upon authorization. See Figure 7.
- Total** - The total estimated cost of the project relative to federal funding to be used in year of letting. This includes advance construction (AC) conversion funding. It does not include the original advance construction funding.
- FHWA** - The total estimated federal aid highway funding to be used for the project. This includes advance construction conversion funding.

Figure 6 Program Categories	
Program	Description
AM	Municipal Agreement
BI	Bridge Improvement
BR	Bridge Replacement
BT	Bike Trail (not an Enhancement)
CA	Consultant Agreement
DR	Drainage
EN	Enhancement (STP)
IR	Indian Reservation Roads
MA	Miscellaneous Agreements
MC	Major Construction
NA	Not Applicable (Uncommitted)
NO	Noise Walls
PL	Planning
PM	Preventive Maintenance
RB	Rest Area/Beautification
RC	Reconstruction
RD	Recondition
RS	Resurfacing
RT	Recreational Trail (DNR only)
RW	Right of Way Acquisition
RX	Road Repair (Bridge and Road Construction) (BARC)
SA	Supplemental Agreement/Cost Overruns
SC	Safety Capacity
SH	Highway Safety Improvement Program (HSIP)
SR	Safety Railroads
TM	Transportation Management
TR	Transit (FHWA)
B9	FTA Urbanized Area Formula – Section 5307
CF	Clean Fuels – Section 5308
B3	FTA Capital Program - Section 5309
NB	FTA Elderly and Person with Disabilities – Section 5310
OB	FTA Non-urbanized Areas - Section 5311
JA	FTA Job Access and Reverse Commute – Section 5316
NF	New Freedom Section 5317

Figure 7 Proposed Fund Categories	
Fund	Description
BF	Bond Funds
BH	Bridge Rehabilitation
BR	Bridge Replacement
BROS	Off System Bridge
CBI	Coordinated Border Infrastructure
CMAQ	Congestion Mitigation and Air Quality
DPS	Department of Public Safety
ER	Emergency Relief
FFM	Federal Fund Miscellaneous (TCSP, Special Appr.)
FH	Forest Highway
FTA	Federal Transit Administration
HSIP	Highway Safety Improvement Program
HSR	High Speed Rail
HPP	High Priority Project (Earmarked)
IM	Interstate Maintenance
IRR	Indian Reservation Roads
ITS	Intelligent Transportation Systems
LF	Local Funds or Other
NCIP	National Corridor Infrastructure (Earmarked)
NHS	National Highway System
PNRS	Projects of National and Regional Significance (Earmarked)
PUB	Public Lands
RES	Research
RRS	STP Rail Safety
RT	Recreational Trail
SB	Scenic Byways
SF	State Funds
STP	Surface Transportation Program
SU	STP Small Urban
TEA	Transportation Enhancement (STP)
TI	Transportation Improvements (Earmarked)
TRLF	Transportation Revolving Loan Fund
UG	STP Urban Guarantee

- AC - The total estimated amount of future federal funds (AC) being committed to a project, front-ended by local/state funds.
- FTA - The total estimated federal aid transit funding to be used for the project.
- TH - The total estimated state trunk highway funding to be used for the project.
- Other - Estimate of funding other than FHWA, FTA or state TH to be used for the project. This includes local match and special legislative appropriations.

Areawide Transportation Partnership (ATP) Boundaries



DISTRICT 1

Transportation District Engineer

Amr Jabr

(218)725-2704

1123 Mesaba Avenue

Duluth, Minnesota 55811

General Information: (218) 725-2700

FAX: (218) 725-2800

Seq #	Route System	Project Number	Agency	Description	Miles	Program	Type of Work	Proposed Funds	Total	FHWA	AC	FTA	TH	Other
1	BB	TRF-0005-12	MNDOT	SECT 5311: AEOA TRANSIT OPERATING ASSISTANCE	0.0	OB	OPERATE BUS	FTA	5,075,648	0	0	1,882,000	0	3,193,648
2	BB	TRF-0005-12-JA	MNDOT	SECT 5316: ARROWHEAD ECONOMIC OPPORTUNITY AGENCY INC.,- RURAL RIDES OPERATING	0.0	JA	OPERATE BUS	FTA	240,000	0	0	120,000	0	120,000
3	BB	TRF-0005-12-JB	MNDOT	SECT 5316: ARROWHEAD ECONOMIC OPPORTUNITY AGENCY INC.,- RURAL RIDES-MOBILITY MANAGEMENT	0.0	JA	OPERATE BUS	FTA	225,000	0	0	180,000	0	45,000
4	BB	TRF-0016-12A	DULUTH TRANSIT AUTHORITY	SECT 5307: DULUTH DIAL-A-RIDE TRANSIT OPERATING ASSISTANCE	0.0	B9	OPERATE BUS	LF	575,960	0	0	0	0	575,960
5	BB	TRF-0016-12B	DULUTH TRANSIT AUTHORITY	SECT 5307: DULUTH TRANSIT OPERATING ASSISTANCE REGULAR ROUTE & PREVENTATIVE MAINTENANCE	0.0	B9	OPERATE BUS	FTA	10,213,005	0	0	1,300,000	0	8,913,005
6	BB	TRF-0016-12C	DULUTH TRANSIT AUTHORITY	SECT 5307: DULUTH TRANSIT CAPITAL	0.0	B9	BUS GRANT CAPITAL IMPROVEMENT	FTA	699,856	0	0	559,885	0	139,971
7	BB	TRF-0016-12-JA	DULUTH TRANSIT AUTHORITY	SECT 5316: JARC URBAN OPERATING FUNDS FOR DULUTH TRANSIT AUTHORITY	0.0	JA	OPERATE BUS	FTA	383,000	0	0	191,500	0	191,500
8	BB	TRF-0022-12	MNDOT	SECT 5311: HIBBING TRANSIT OPERATING ASSISTANCE	0.0	OB	OPERATE BUS	FTA	257,125	0	0	74,200	0	182,925
9	BB	TRS-0005-12	MNDOT	ARROWHEAD TRANSIT-PURCHASE 5 BUSES - (CLASS 500)	0.0	TR	PURCHASE BUS	STP	605,000	484,000	0	0	0	121,000
10	BB	TRS-0016-12	DULUTH TRANSIT AUTHORITY	DTA-PURCHASE 10 BUSES TOTAL, 5 WILL BE HYBRID (CLASS 700)	0.0	TR	PURCHASE BUS	STP	4,618,180	3,694,544	0	0	0	923,636
11	RR	38-00107	MNDOT	CSAH 11, W OF TWO HARBORS, UPGRADE TO GATES	0.0	SR	RAILROAD SIGNALS	RRS	250,000	225,000	0	0	0	25,000
12	RR	69-00189	MNDOT	ST LOUIS CO RD 874, GRAND LAKE RD, INSTALL GATES	0.0	SR	RAILROAD SIGNALS	RRS	225,000	202,500	0	0	0	22,500
13	RR	69-00190	MNDOT	ST LOUIS CO RD 452, IRON JCT RD, ST, INSTALL GATES	0.0	SR	RAILROAD SIGNALS	RRS	250,000	225,000	0	0	0	25,000
14	CSAH 10	001-610-022	AITKIN COUNTY	**MN140** JCT TH 169 TO JCT TH 232, GRADING & BASE	7.1	RC	GRADING	HPP	1,930,000	1,544,000	0	0	0	386,000
15	PED/BIKE	009-591-002	CARLTON COUNTY	**SRTS** IN THOMSON TOWNSHIP - PE FOR 10 FT WIDE TRL TO CONNECT ESKO SCHOOLS TO LARGE RESIDENTIAL AREA SITUATED ALONG 4 LANE HWY (SEE 009-591-003 FOR CONST PROJ)	0.0	BT	PED/BIKE IMPROVEMENT	SRTS	54,200	54,200	0	0	0	0
16	TWN	009-596-005	TWIN LAKES TOWNSHIP	**MN201** CONSTRUCT PFEIFER ROAD, REMOVE 10 FT RAISED CROSSING, TWIN LAKES TWP	0.0	RC	GRADE AND SURFACE	HPP	543,464	181,217	0	0	0	362,247

Seq #	Route System	Project Number	Agency	Description	Miles	Program	Type of Work	Proposed Funds	Total	FHWA	AC	FTA	TH	Other
17	CSAH 1	009-601-043	CARLTON COUNTY	**MN200** CONSTRUCT TRAIL CONNECTION TO CO HWY 1, CITY OF CARLTON	1.0	BT	PED/BIKE IMPROVEMENT	HPP	179,794	143,835	0	0	0	35,959
18	PED/BIKE	016-030-003	GRAND PORTAGE BAND	GRAND PORTAGE RESERVATION TRAILS	1.3	EN	PED/BIKE IMPROVEMENT	TEA	375,000	300,000	0	0	0	75,000
19	CSAH 10	031-610-016	ITASCA COUNTY	BETWEEN WARBA & BOVEY, BITUMINOUS OVERLAY	13.2	RS	MILL AND OVERLAY	STP	1,900,000	1,000,000	0	0	0	900,000
20	CSAH 14	038-614-010	LAKE COUNTY	JCT LAKE CO CSAH 2 TO W CO LINE, PAVEMENT RECLAMATION	8.0	RD	BITUMINOUS RECLAMATION	STP	2,500,000	1,200,000	0	0	0	1,300,000
21	LOCAL 999	069-070-007	ST LOUIS COUNTY	ST LOUIS COUNTY, EDGELINE PROFILE STRIPES	0.0	SH	STRIPING	HSIP	100,000	90,000	0	0	0	10,000
22	PED/BIKE	069-090-021	REGIONAL RAIL AUTHORITY	**MN175** MESABI TRAIL-BEARHEAD STATE PARK TO TOWER	12.0	BT	PED/BIKE IMPROVEMENT	HPP	600,000	400,000	0	0	0	200,000
23	CSAH 21	069-621-030	ST LOUIS COUNTY	ST LOUIS TWP RD 6411 TO ST LOUIS CSAH 70, BITUMINOUS PAVEMENT RECLAMATION	8.5	RD	BITUMINOUS RECLAMATION	STP	3,187,500	2,550,000	0	0	0	637,500
24	CSAH 91	069-691-020	ST LOUIS COUNTY	**MN156** ST LOUIS CSAH 91, DM&IR RR CROSSING AT 8TH ST, DULUTH, TO CSAH 56, RECONSTRUCT	2.3	RC	GRADE AND SURFACE	HPP	10,000,000	3,599,601	0	0	0	6,400,399
25	LOCAL 999	088-070-016	ST LOUIS, LAKE COUNTY	ST LOUIS & LAKE COUNTIES, EDGELINE STRIPES	0.0	SH	STRIPING	HSIP	610,000	549,000	0	0	0	61,000
26	LOCAL 999	091-060-098	ARDC	GUNFLINT TRAIL,MN INTERPRETIVE PROGRAM	0.0	PL	PLANNING	SB	54,410	43,450	0	0	0	10,960
27	LOCAL 999	091-060-099	ARDC	EDGE OF THE WILDERNESS NATIONAL SENIC BYWAY CMP UPDATE	0.0	PL	PLANNING	SB	38,000	30,400	0	0	0	7,600
28	LOCAL 999	091-060-101	ARDC	NORTH SHORE SCENIC DRIVE ADA PLANNING	0.0	PL	PLANNING	SB	62,500	50,000	0	0	0	12,500
29	LOCAL 999	091-070-020	DULUTH AIR GUARD	**MN134** CONSTRUCTION OF PRIMARY & SECONDARY ACCESS ROADWAYS TO DULUTH AIR NATIONAL GUARD BASE	0.0	MC	GRADE AND SURFACE	HPP	2,595,969	2,076,775	0	0	0	519,194
30	PED/BIKE	092-090-038	MNDNR	GITCHI GAMI TRAIL-BEAVER RIVER BRIDGE & W RD SEGMENT, PED/BIKE BRIDGE & TRAIL	1.0	EN	PEDESTRIAN BIKE BRIDGE	TEA	1,644,500	500,000	0	0	0	1,144,500
31	PED/BIKE	118-090-016	DULUTH	LAKEWALK EXTENSION PHASE IV, 60TH AVE E TO TH 61, PED/BIKE FACILITY	1.0	EN	PEDESTRIAN BIKE BRIDGE	TEA	657,928	526,342	0	0	0	131,586
32	PED/BIKE	118-090-017	DULUTH	LAKEWALK EXTENSION PHASE V, TH 61 TO BRIGHTON BEACH, PED/BIKE	0.5	EN	PEDESTRIAN BIKE BRIDGE	TEA	812,500	650,000	0	0	0	162,500
33	PED/BIKE	118-090-018	DULUTH	**MN146** CROSS CITY TRAIL, DULUTH, PULASKI TO WASECA INDUSTRIAL BLVD., PED/BIKE FACILITY	2.6	BT	PED/BIKE IMPROVEMENT	HPP	2,312,189	1,849,751	0	0	0	462,438

Seq #	Route System	Project Number	Agency	Description	Miles	Program	Type of Work	Proposed Funds	Total	FHWA	AC	FTA	TH	Other
34	PED/BIKE	129-090-006	GRAND RAPIDS	TIOGA TO TH 169 MULTI-USE PED/BIKE TRAIL	1.0	EN	PED/BIKE IMPROVEMENT	TEA	156,250	125,000	0	0	0	31,250
35	MN 1	3801-18	MNDOT	**TRLF** US FOREST ROUTE 553 TO US FOREST ROUTE 424, RECONSTRUCTION (SF PAYBACK IN 2016)	5.2	RC	GRADE AND SURFACE	FH	7,800,000	6,240,000	0	0	1,560,000	0
36	MN 11	3606-54	MNDOT	4.0 AND 5.5 MI EAST OF RANIER, REPLACE BR #S 6726 & 6727 OVER JACKFISH BAY & TILSON CREEK	0.0	BR	BRIDGE REPLACEMENT	STP	1,300,000	1,040,000	0	0	260,000	0
37	MN 23	6910-90	MNDOT	**FMB** AT THE MN/WI STATE LINE OVER ST. LOUIS RIVER, PLACE RIP RAP AROUND PIER(S), BR # 6313	0.0	BI	RIP RAP	BF	340,000	0	0	0	0	340,000
38	I 35	0980-139	MNDOT	**BR4M** I-35 - SCANLON TO APPROXIMATELY JCT OF BOUNDARY AVE, UNBONDED CONCRETE OVERLAY, DRAINAGE REPAIRS, REPAIR BR #S 09826, 09827, 09828, 09829, 09822, 69889, 69890, 69814, TH 2 - PROCTOR TO I-35, MILL & OVERLAY (ASSOC. 6982-287, 6939-19)	10.6	RC	UNBONDED CONCRETE OVERLAY	BF	31,131,129	0	0	0	0	31,131,129
39	I 35	5880-173	MNDOT	0.5 MI S OF SANDSTONE TO 0.9 MI N PINE CSAH 33 (NB+SB), UNBONDED CONCRETE OVERLAY, REPAIR BR # 91099	11.7	RC	BITUMINOUS OVERLAY	IM BF	22,700,000	4,537,108	0	0	1,160,000	17,002,892
40	I 35	5880-187	MNDOT	**ELLA** BETWEEN SANDSTONE AND THE KETTLE RIVER BRIDGE #55808, BITUMINOUS OVERLAY	8.0	RS	BITUMINOUS OVERLAY	SF	1,057,427	0	0	0	1,057,427	0
41	I 35	6982-290AC2	MNDOT	BOUNDARY AVE TO 26TH AVE E, PAVEMENT REPL & REPAIRS, BR REPL BR #S 69831, 69832, 69880 & REPAIRS BR #S 69851, 69852, 69879 + SPOT REPAIRS AT 21ST AVE W INTERCHANGE, REMOVE BR #S 69835 & 69828 NEAR 27TH AVE W, SAFETY IMPROVEMENTS (AC PAYBACK 2 OF3)	10.0	BR	BRIDGE REPLACEMENT	IM	4,888,000	4,888,000	0	0	0	0
42	US 53	6916-103	MNDOT	JCT OF TH 53 & TH 33, REPLACE BR # 69029, REPAIR BR # 69030	0.0	BR	BRIDGE REPLACEMENT	NHS	2,000,000	1,600,000	0	0	400,000	0
43	US 53	6920-48	MNDOT	**MN239** 4.5 MI S JCT TH1 TO S LIMITS OF COOK, 4-LANE EXPANSION, NEW BR # 69044, 69045 (ALTERNATE BID)	9.3	MC	GRADE SURFACE & BRIDGE	NCIP	42,924,177	34,339,342	0	0	8,584,835	0
44	MN 61	3805-101	MNDOT	0.3 MI SOUTH OF SILVER CREEK TUNNEL TO 0.1 MI NORTH OF GOOSEBERRY RIVER	5.5	RX	CONCRETE PAVEMENT REHAB	SF	675,000	0	0	0	675,000	0
45	MN 61	3807-52	MNDOT	CONSTRUCTION OF TETTEGOUCHE STATE PARK VISITOR CENTER (BAPTISM RIVER REST AREA) UPGRADE	0.0	RB	REST AREA	CBI	6,829,000	2,972,000	0	0	0	3,857,000
46	US 71	3612-21	MNDOT	**ELLA**BR4M** 0.4 MI NORTH OF JCT TH 6 TO JCT TH 71, MILL & OVERLAY (ASSOC SP 3613-71)	27.4	RS	MILL AND OVERLAY	STP	7,297,725	5,838,180	0	0	1,459,545	0

STIP for FY 2012-2015

Seq #	Route System	Project Number	Agency	Description	Miles	Program	Type of Work	Proposed Funds	Total	FHWA	AC	FTA	TH	Other
47	US 169	3115-51	MNDOT	POKEGAMA AVE, 1ST TO 10TH ST, GRAND RAPIDS, WIDEN, TURN LANES, ACCESS MANAGEMENT IMPROVEMENTS	0.7	RC	GRADE AND SURFACE	NHS	7,500,000	4,560,000	0	0	1,140,000	1,800,000
48	MN 210	0121-28	MNDOT	**BR4M** W JCT TH 65 TO JCT CARLTON CSAH 61, MILL & OVERLAY, SAFETY IMPROVEMENTS, REPLACE BR # 4651 (ASSOC. 0914-11, 0910-31, 0915-31)	42.0	RS	MILL AND OVERLAY	NHS BR	7,538,726	6,030,981	0	0	1,507,745	0
49	MN 210	0916-09001	MNDOT	**BP08** 1.0 MI E JCT TH 45, REPAIR BR # 09001	0.0	BI	REDECK	BF	2,600,000	0	0	0	0	2,600,000
50	MN 217	3614-21	MNDOT	**FMB** 0.1 MI E OF JCT TH 65, PLACE RIP RAP AROUND PIERS, BR # 36001	0.0	BI	RIP RAP	BF	110,000	0	0	0	0	110,000
51	I 535	6981-9030E	MNDOT	BLATNIK BR #9030 BETWEEN DULUTH & SUPERIOR, PARTIAL PAINTING & DECK SEAL (MINNESOTA & WISCONSIN SHARES)	0.0	BI	BRIDGE REPAIR	IM	9,000,000	4,050,000	0	0	450,000	4,500,000
52	US 999	8821-217	MNDOT	**ELLA** PREVENTATIVE MAINTENACE PROJECT, TH 169 CHISHOLM TO VIRGINIA, TH 53 (SB) CENTRAL LAKES AREA	43.7	PM	BITUMINIOUS CRACK & SEALING	SF	1,071,023	0	0	0	1,071,023	0
53	MN 999	8801-ADA-12	MNDOT	**ADA** DISTRICTWIDE SETASIDES - ACCESSIBILITY IMPROVEMENTS-2012	0.0	SC	PED/BIKE IMPROVEMENT	TEA	262,500	210,000	0	0	52,500	0
54	MN 999	8801-RW-12	MNDOT	DISTRICTWIDE SETASIDES - RW ACQUISITION/ACC MGMT - 2012	0.0	RW	RIGHT OF WAY	SF	3,200,000	0	0	0	3,200,000	0
55	MN 999	8801-SAS-12	MNDOT	DISTRICTWIDE SETASIDES - 2012	0.0	NA	MISCELLANEOUS	SF	8,825,000	0	0	0	8,825,000	0
									\$222,981,685	\$98,600,226	\$0	\$4,307,585	\$31,403,075	\$88,670,799

Seq #	Route System	Project Number	Agency	Description	Miles	Program	Type of Work	Proposed Funds	Total	FHWA	AC	FTA	TH	Other
56	BB	TRF-0005-13	MNDOT	SECT 5311: AEOA TRANSIT OPERATING ASSISTANCE	0.0	OB	OPERATE BUS	FTA	5,220,303	0	0	1,882,000	0	3,338,303
57	BB	TRF-0005-13-JA	MNDOT	SECT 5316: ARROWHEAD ECONOMIC OPPORTUNITY AGENCY INC.,- RURAL RIDES OPERATING	0.0	JA	OPERATE BUS	FTA	240,000	0	0	120,000	0	120,000
58	BB	TRF-0005-13-JB	MNDOT	SECT 5316: ARROWHEAD ECONOMIC OPPORTUNITY AGENCY INC.,- RURAL RIDES-MOBILITY MANAGEMENT	0.0	JA	OPERATE BUS	FTA	225,000	0	0	180,000	0	45,000
59	BB	TRF-0016-13A	DULUTH TRANSIT AUTHORITY	SECT 5307: DULUTH DIAL-A-RIDE TRANSIT OPERATING ASSISTANCE	0.0	B9	OPERATE BUS	LF	592,375	0	0	0	0	592,375
60	BB	TRF-0016-13B	DULUTH TRANSIT AUTHORITY	SECT 5307: DULUTH TRANSIT OPERATING ASSISTANCE REGULAR ROUTE & PREVENTATIVE MAINTENANCE	0.0	B9	OPERATE BUS	FTA	10,504,076	0	0	1,300,000	0	9,204,076
61	BB	TRF-0016-13C	DULUTH TRANSIT AUTHORITY	SECT 5307: DULUTH TRANSIT CAPITAL	0.0	B9	BUS GRANT CAPITAL IMPROVEMENT	FTA	699,856	0	0	559,885	0	139,971
62	BB	TRF-0016-13-JA	DULUTH TRANSIT AUTHORITY	SECT 5316: JARC URBAN OPERATING FUNDS FOR DULUTH TRANSIT AUTHORITY	0.0	JA	OPERATE BUS	FTA	383,000	0	0	191,500	0	191,500
63	BB	TRF-0022-13	MNDOT	SECT 5311: HIBBING TRANSIT OPERATING ASSISTANCE	0.0	OB	OPERATE BUS	FTA	264,453	0	0	74,200	0	190,253
64	BB	TRS-0005-13	MNDOT	ARROWHEAD TRANSIT-PURCHASE 10 BUSES - (CLASS 500)	0.0	TR	PURCHASE BUS	STP	1,250,000	1,000,000	0	0	0	250,000
65	BB	TRS-0013-13	FOND DU LAC RESERVATION	FOND DU LAC RESERVATION-PURCHASE 2 BUSES, (CLASS 400)	0.0	TR	PURCHASE BUS	STP	145,166	116,133	0	0	0	29,033
66	BB	TRS-0016-13	DULUTH TRANSIT AUTHORITY	DTA-PURCHASE 6 BUSES, (CLASS 500)	0.0	TR	PURCHASE BUS	STP	720,000	576,000	0	0	0	144,000
67	BB	TRS-0022-13	HIBBING	CITY OF HIBBING - PURCHASE 2 BUSES (CLASS 500)	0.0	TR	PURCHASE BUS	STP	242,000	193,600	0	0	0	48,400
68	RR	38-00108	MNDOT	CO 111, AIRPORT RD, INSTALL GATES	0.0	SR	RR X-ING IMPROVEMENTS	RRS	220,000	198,000	0	0	0	22,000
69	RR	38-00109	MNDOT	CO 111, AIRPORT RD, INSTALL GATES	0.0	SR	RR X-ING IMPROVEMENTS	RRS	220,000	198,000	0	0	0	22,000
70	RR	69-00191	MNDOT	SAVANNA RD, CO RD 186, INSTALL GATES	0.0	SR	RR X-ING IMPROVEMENTS	RRS	275,000	247,500	0	0	0	27,500
71	RR	69-00192	MNDOT	MELRUDE RD, CO RD CSAH 59, INSTALL GATES	0.0	SR	RR X-ING IMPROVEMENTS	RRS	220,000	198,000	0	0	0	22,000

Seq #	Route System	Project Number	Agency	Description	Miles	Program	Type of Work	Proposed Funds	Total	FHWA	AC	FTA	TH	Other
72	CSAH 3	001-603-012	AITKIN COUNTY	TH 169 TO TH 232, BITUMINOUS MILL & OVERLAY, SIDEWALK, CURB & GUTTER, BRIDGE APPROACH GRADING	5.6	RS	MILL AND OVERLAY	STP	1,750,000	700,000	0	0	0	1,050,000
73	CSAH 10	001-610-025	AITKIN COUNTY	**MN140**JCT TH 169 TO JCT TH 232, BITUMINOUS SURFACING	7.1	RC	BITUMINOUS PAVEMENT	HPP	1,600,000	718,294	0	0	0	881,706
74	PED/BIKE	009-591-003	CARLTON COUNTY	**SRTS** IN THOMSPN TWP - CE & CONSTRUCT 10 FOOT WIDE TRAIL TO CONNECT ESKO SCHOOLS TO LARGE RESIDENTIAL AREA SITUATED ALONG 4 LANE HIGHWAY	0.0	BT	PED./BIKE IMPROVEMENT	SRTS	189,011	189,011	0	0	0	0
75	CSAH 12	016-612-070	COOK COUNTY	FROM 49.9 MILES NORTH OF JCT TH 61 (COOK CO 46) TO 51.9 MILES NORTH, RECONSTRUCTION	2.0	RC	GRADE AND SURFACE	STP	2,000,000	1,000,000	0	0	0	1,000,000
76	CSAH 29	031-629-017	ITASCA COUNTY	DORA LAKE TO ITASCA CO CSAH 4, PAVEMENT RECLAMATION/OVERLAY	15.2	RD	BITUMINOUS RECLAMATION	STP	2,200,000	1,760,000	0	0	0	440,000
77	PED/BIKE	038-090-004	LAKE COUNTY	TWO HARBORS TRAIL SYSTEM RR UNDERPASS BRIDGE	0.4	EN	PED./BIKE IMPROVEMENT	TEA	429,149	343,319	0	0	0	85,830
78	CSAH 11	058-611-013	PINE COUNTY	WEST PINE CO LINE TO JCT PINE CO CSAH 61, BITUMINOUS MILL & OVERLAY	9.0	RS	MILL AND OVERLAY	STP	2,475,000	1,980,000	0	0	0	495,000
79	CSAH 7	069-607-045	ST LOUIS COUNTY	MT IRON, JCT ST LOUIS CO CSAH 101 TO JCT TH 169, BITUMINOUS PAVEMENT RECLAMATION	4.7	RD	BITUMINOUS RECLAMATION	STP	2,350,000	1,580,000	0	0	0	770,000
80	CSAH 10	069-610-006	ST LOUIS COUNTY	ARNOLD RD TO JEAN DULUTH RD, RESURFACING	2.1	RS	BITUMINOUS OVERLAY	STP	1,100,000	850,000	0	0	0	250,000
81	LOCAL 999	088-070-021	ST LOUIS, LAKE COUNTY	ST LOUIS & LAKE COUNTIES, EDGELINE PROFILE STRIPES	0.0	SH	STRIPING	HSIP	361,111	325,000	0	0	0	36,111
82	PED/BIKE	091-090-065	FOND DU LAC RESERVATION	FOND DU LAC TO CLOQUET TRAIL CONNECTION, PED/BIKE TRAIL	1.6	EN	PED./BIKE IMPROVEMENT	TEA	400,000	297,357	0	0	0	102,643
83	CSAH 7	091-607-001	FOND DU LAC RESERVATION	INTERSECTION IMPROVEMENTS ON THE BIG LAKE ROAD AT THE JCT OF CARLTON CSAH 6 & CARLTON CR 114	0.0	SC	TURN LANES	STP	400,000	320,000	0	0	0	80,000
84	PED/BIKE	092-090-034	MNDNR	**MN187** CONSTRUCTION OF GITCHI-GAMI TRAIL, SILVER BAY TO TETTEGOUCHE STATE PARK	7.0	BT	PED./BIKE IMPROVEMENT	HPP	2,649,851	739,851	0	0	0	1,910,000
85	MN 1	098-010-004	EFFIE	**ELLA** STREETScape IMPROVEMENTS, TH 1, EFFIE (SP 3101-33)	0.0	EN	HISTORIC PRESERVATION	TEA	146,200	116,960	0	0	0	29,240
86	MSAS 111	111-233-004	CHISHOLM	CHISHOLM, 8TH ST N, 8TH AVE NW TO 1ST AVE NE, RECONSTRUCT	0.8	RC	GRADE AND SURFACE	STP	2,112,000	369,000	0	0	0	1,743,000
87	PED/BIKE	118-090-002	DULUTH	CROSS CITY CONNECTION DULUTH PHASE II, WASECA INDUSTRIAL BLVD TO RECYCLE WAY, PED/BIKE FACILITY	2.0	EN	PED./BIKE IMPROVEMENT	TEA	700,000	500,000	0	0	0	200,000

Seq #	Route System	Project Number	Agency	Description	Miles	Program	Type of Work	Proposed Funds	Total	FHWA	AC	FTA	TH	Other
88	MSAS 148	118-148-040	DULUTH	10TH AVE E BETWEEN, E 2ND STREET & E 9TH ST, RECONSTRUCT	0.5	RC	GRADE AND SURFACE	STP	3,242,500	950,000	0	0	0	2,292,500
89	MN 1	3101-34	MNDOT	**ELLA** EFFIE URBAN RECONSTRUCTION PROJECT, PAVEMENT, DRAINAGE, CURB, GUTTER, SIDEWALK	0.4	RC	BITUMINOUS PAVEMENT	STP	1,565,000	960,000	0	0	605,000	0
90	MN 1	3803-33	MNDOT	**FMB**AT MURPHY CITY, RAISE GRADE TO PREVENT FLOODING	0.0	RC	GRADE AND SURFACE	BF	450,000	0	0	0	0	450,000
91	MN 1	6904-46	MNDOT	**MN202** 0.3 MI W SIX MI LAKE RD TO DEER HAVEN RD (EAGLES NEST AREA), RECONSTRUCTION & PASSING LANE (ALTERNATE BID)	4.8	RC	GRADE AND SURFACE	HPP	18,500,000	14,800,000	0	0	3,700,000	0
92	MN 11	3604-72M	MNDOT	**ELLA** 1 MI W INDUS TO LOMAN, BITUMINOUS MILL & OVERLAY, SHOULDER WIDENING, DRAINAGE REPAIRS (INCLUDE OTHER DISTRICT SP), DISTRICT 2 SP 3604-72	8.7	RS	MILL AND OVERLAY	CBI STP	5,227,000	4,182,000	0	0	1,045,000	0
93	MN 23	6910-82	MNDOT	0.1 & 1.1 MI S JCT I-35, REPLACE BR #S 88544 & 88545	0.0	BR	BRIDGE REPLACEMENT	BR	1,200,000	960,000	0	0	240,000	0
94	MN 33	6911-38	MNDOT	0.2 MI N MORRIS THOMAS RD TO JCT TH 53, BITUMINOUS MILL & OVERLAY	12.8	RS	MILL AND OVERLAY	NHS	6,300,000	5,040,000	0	0	1,260,000	0
95	I 35	0980-09807	MNDOT	1 MI N JCT TH 27 TO ST LOUIS RIVER, SCANLON, PAINT BR #S 09807, 09808, 09837, 09838, DECK OVERLAY BR #S 09819, 09832	0.0	BI	BRIDGE REPAIR	IM	3,900,000	3,510,000	0	0	390,000	0
96	MN 61	8821-153	MNDOT	**ELLA** 0.4 MI S GOOSEBERRY STATE PARK TO LAKE CO CSAH 5 (PORTIONS), BITUMINOUS OVERLAY	15.6	RS	BITUMINOUS OVERLAY	NHS	3,500,000	2,000,000	0	0	1,500,000	0
97	MN 65	3609-34	MNDOT	11.1 MI N S KOOCHICHING CO LINE TO 4.8 MI S JCT TH 71, REPLACE BR #s 4677, 6766, 6767, 91272	0.0	BR	BRIDGE REPLACEMENT	STP	2,600,000	2,080,000	0	0	520,000	0
98	MN 73	6927-19	MNDOT	9.4 MI S JCT TH 2 TO JCT TH 2, BITUMINOUS MILL & INLAY	9.4	RS	MILL AND OVERLAY	STP	1,800,000	1,440,000	0	0	360,000	0
99	MN 123	5802-5718A	MNDOT	SANDSTONE, REHABILITATE BR 5718	0.0	BI	BRIDGE REPAIR	SF	1,982,000	0	0	0	1,982,000	0
100	US 169	6934-115	MNDOT	2.8 MI N NASHWAUK TO W JCT TH 73, BITUMINOUS OVERLAY	6.6	RS	BITUMINOUS OVERLAY	NHS	5,394,000	4,315,200	0	0	1,078,800	0
101	MN 169	6936-17	MNDOT	**ELLA** **MN202** JCT ST LOUIS CO RD 567 TO 0.25 MI S OF W JCT TH 1 (13 HILLS AREA) RECONSTRUCT	1.6	RC	GRADE AND SURFACE	HPP	4,500,000	3,600,000	0	0	900,000	0
102	MN 999	8801-ADA-13	MNDOT	**ADA** DISTRICTWIDE SETASIDES - ACCESSIBILITY IMPROVEMENTS-2013	0.0	EN	PED./BIKE IMPROVEMENT	TEA	262,500	210,000	0	0	52,500	0
103	MN 999	8801-BR4M-13	MNDOT	BETTER ROADS BACKFILL FOR SP 0121-28	0.0	RS	MILL AND OVERLAY	NHS STP	7,600,000	6,080,000	0	0	1,520,000	0

ATP: 1
 Fiscal Year: 2013

STIP for FY 2012-2015

Seq #	Route System	Project Number	Agency	Description	Miles	Program	Type of Work	Proposed Funds	Total	FHWA	AC	FTA	TH	Other
104	MN 999	8801-RW-13	MNDOT	DISTRICTWIDE SETASIDES - RW ACQUISITION/ACC MGMT - 2013	0.0	RW	RIGHT OF WAY	SF	750,000	0	0	0	750,000	0
105	MN 999	8801-SAS-13	MNDONT	DISTRICTWIDE SETASIDES - 2013	0.0	NA	MISCELLANEOUS	SF	11,035,000	0	0	0	11,035,000	0
106	LOCAL 999	8801-SHL-13	MNDOT	DISTRICTWIDE SETASIDE - LOCAL HSIP/HRRR PROJECTS	0.0	SH	SAFETY TARGET	HSIP	443,000	398,700	0	0	0	44,300
107	MN 999	8801-SHS-13	MNDOT	DISTRICTWIDE SETASIDE - MNDOT HSIP PROJECTS	0.0	SH	SAFETY TARGET	HSIP	785,000	706,500	0	0	78,500	0
									\$123,319,551	\$65,748,425	\$0	\$4,307,585	\$27,016,800	\$26,246,741

Seq #	Route System	Project Number	Agency	Description	Miles	Program	Type of Work	Proposed Funds	Total	FHWA	AC	FTA	TH	Other
108	BB	TRF-0005-14	MNDOT	SECT 5311: AEOA TRANSIT OPERATING ASSISTANCE	0.0	OB	OPERATE BUS	FTA	5,369,082	0	0	1,882,000	0	3,487,082
109	BB	TRF-0005-14-JA	MNDOT	SECT 5316: ARROWHEAD ECONOMIC OPPORTUNITY AGENCY INC.,- RURAL RIDES OPERATING	0.0	JA	OPERATE BUS	FTA	240,000	0	0	120,000	0	120,000
110	BB	TRF-0005-14-JB	MNDOT	SECT 5316: ARROWHEAD ECONOMIC OPPORTUNITY AGENCY INC.,- RURAL RIDES-MOBILITY MANAGEMENT	0.0	JA	OPERATE BUS	FTA	225,000	0	0	180,000	0	45,000
111	BB	TRF-0016-14A	DULUTH TRANSIT AUTHORITY	SECT 5307: DULUTH DIAL-A-RIDE TRANSIT OPERATING ASSISTANCE	0.0	B9	OPERATE BUS	LF	609,258	0	0	0	0	609,258
112	BB	TRF-0016-14B	DULUTH TRANSIT AUTHORITY	SECT 5307: DULUTH TRANSIT OPERATING ASSISTANCE REGULAR ROUTE & PREVENTATIVE MAINTENANCE	0.0	B9	OPERATE BUS	FTA	10,803,442	0	0	1,300,000	0	9,503,442
113	BB	TRF-0016-14C	DULUTH TRANSIT AUTHORITY	SECT 5307: DULUTH TRANSIT CAPITAL	0.0	B9	BUS GRANT CAPITAL IMPROVEMENT	FTA	699,856	0	0	559,885	0	139,971
114	BB	TRF-0016-14-JA	DULUTH TRANSIT AUTHORITY	SECT 5316: JARC URBAN OPERATING FUNDS FOR DULUTH TRANSIT AUTHORITY	0.0	JA	OPERATE BUS	FTA	383,000	0	0	191,500	0	191,500
115	BB	TRF-0022-14	MNDOT	SECT 5311: HIBBING TRANSIT OPERATING ASSISTANCE	0.0	OB	OPERATE BUS	FTA	271,990	0	0	74,200	0	197,790
116	BB	TRS-0005-14	MNDOT	ARROWHEAD TRANSIT-PURCHASE 9 BUSES - (CLASS 500)	0.0	TR	PURCHASE BUS	STP	1,125,000	900,000	0	0	0	225,000
117	BB	TRS-0016-14	DULUTH TRANSIT AUTHORITY	DTA-PURCHASE 10 BUSES TOTAL, 5 WILL BE HYBRID (CLASS 700)	0.0	TR	PURCHASE BUS	STP	5,616,000	3,440,000	0	0	0	2,176,000
118	RR	31-00125AC	GRAND RAPIDS	CLOSE ONE CROSSING & INSTALL GATES AT 19TH AVE NW IN GRAND RAPIDS (PHASE 2)(AC PAYBACK 1 OF 1)	0.0	SR	SAFETY TARGET	RRS	877,500	877,500	0	0	0	0
119	CSAH 9	009-609-004	CARLTON COUNTY	REHABILITATE APPROXIMATELY 3.1 MILES OF CSAH 9 LOCATED 2 MILES WEST OF THE CLOQUET CITY LIMITS	3.1	RS	BITUMINOUS PAVEMENT	STP	1,250,000	1,000,000	0	0	0	250,000
120	CSAH 14	031-614-014	ITASCA COUNTY	FROM THE JCT OF ITASCA CSAH 29 TO JCT TH 38, PAVEMENT RECLAMATION	15.5	RD	BITUMINOUS PAVEMENT	STP	3,000,000	1,800,000	0	0	0	1,200,000
121	PED/BIKE	036-090-002	KOOCHICHING COUNTY	SECOND CREEK TO RANIER, WIDEN TRAIL TO MEET STANDARDS (AC PROJECT, PAYBACK IN 2015)	1.5	EN	PED/BIKE IMPROVEMENT	TEA	51,930	0	207,720	0	0	51,930
122	EN	038-090-007	BEAVER BAY	BEAVER BAY TRAILHEAD FACILITY	0.0	EN	BUILDINGS	TEA	500,000	400,000	0	0	0	100,000
123	CSAH 4	038-604-017	LAKE COUNTY	JCT LAKE CSAH 15 TO LAKE CSAH 5, BITUMINOUS SURFACING	1.8	RS	BITUMINOUS PAVEMENT	STP	250,000	200,000	0	0	0	50,000
124	CSAH 5	038-605-013	LAKE COUNTY	JCT LAKE CSAH 4 TO JCT TH 61, PAVEMENT RECLAMATION, MILL & OVERLAY	1.8	RD	BITUMINOUS RECLAMATION	STP	1,000,000	800,000	0	0	0	200,000

Seq #	Route System	Project Number	Agency	Description	Miles	Program	Type of Work	Proposed Funds	Total	FHWA	AC	FTA	TH	Other
125	CSAH 21	058-621-017	PINE COUNTY	FROM THE JCT OF TH 48 TO JCT OF PINE CSAH 30, BITUMINOUS MILL & OVERLAY, TURN LANES	8.1	RS	BITUMINOUS RECLAMATION	STP	2,250,000	1,800,000	0	0	0	450,000
126	PED/BIKE	069-090-028	ELY	ELY TREZONA (MESABI) TRAIL CONNECTION, PED/BIKE TRAIL	0.5	EN	PED/BIKE IMPROVEMENT	TEA	186,300	149,040	0	0	0	37,260
127	CSAH 133	069-733-024	ST LOUIS COUNTY	JCT TH 73 TO JCT ST LOUIS CR 496, PAVEMENT RECLAMATION	11.6	RD	BITUMINOUS RECLAMATION	STP	3,000,000	1,000,000	0	0	0	2,000,000
128	EN	091-070-021	ARDC	HELMET HERO BICYCLE EDUCATION	0.0	EN	PED/BIKE IMPROVEMENT	TEA	71,868	57,494	0	0	0	14,374
129	PED/BIKE	092-090-032	MNDNR	**MN102** CONSTRUCTION OF GITCHI-GAMI STATE TRAIL, CASCADE RIVER TO GRAND MARAIS	8.0	BT	PED/BIKE IMPROVEMENT	HPP	1,827,911	809,911	0	0	0	1,018,000
130	PED/BIKE	118-090-019	DULUTH	CROSS CITY TRAIL TO LAKEWALK CONNECTION PHASE III, RECYCLE WAY TO JENSWOLD ST., PED/BIKE FACILITY	0.7	EN	PED/BIKE IMPROVEMENT	TEA	700,000	500,000	0	0	0	200,000
131	EN	134-090-001	INTERNATIONAL FALLS	INTERNATIONAL FALLS AREA GATEWAY CORRIDOR IMPROVEMENT PROJECT, LIGHTING, LANDSCAPING, WAY-FINDING SIGNS	0.0	EN	PED/BIKE IMPROVEMENT	TEA	625,000	500,000	0	0	0	125,000
132	MN 1/169	6904-47	MNDOT	**ELLA** TH 1 IN TOWER AT JCT TH 135 TO ALDER ST. & FRM 0.17 MI. W. OF 3RD AVE TO THE S. LIM. OF ELY & ON TH 169 FRM THE E. JCT. OF TH 1 TO 0.5 MI. E. OF THE JCT TH 1, BITUMINOUS MILL & OVERLAY	5.3	RS	MILL AND OVERLAY	STP	3,400,000	2,720,000	0	0	680,000	0
133	US 2	6937-69100D	MNDOT	BONG BRIDGE & RAMP REPAIRS, DECK OVERLAY, PAINTING, JOINT REPAIR/REPLACEMENT, BR #S 69100, 69101, 69102, 69109	0.0	BI	BRIDGE REPAIR	NHS	23,219,000	9,615,200	0	0	2,403,800	11,200,000
134	MN 33	0905-53	MN/DOT	**ELLA**JCT I-35 TO JCT CARLTON CSAH 7 (BIG LAKE RD) IN CLOQUET, DEEP MILL & OVERLAY, TRAFFIC SIGNAL & TURN LANES (ALTERNATE BID)	2.3	RS	MILL AND OVERLAY	NHS	4,975,000	3,980,000	0	0	867,500	127,500
135	MN 61	8821-140	MNDOT	AT CROW CREEK & BAPTISM RIVER, PAINT BR #S 38007 & 38008	0.0	BI	PAINT BRIDGE	SF	1,700,000	0	0	0	1,700,000	0
136	MN 999	8801-ADA-14	MNDOT	**ADA** DISTRICTWIDE SETASIDES - ACCESSIBILITY IMPROVEMENTS-2014	0.0	EN	PED/BIKE IMPROVEMENT	TEA	262,500	210,000	0	0	52,500	0
137	MN 999	8801-BR4M-14	MNDOT	BETTER ROADS BACKFILL FOR SP 0980-139	0.0	RS	BITUMINOUS PAVEMENT	NHS STP	8,552,501	4,720,452	0	0	3,832,049	0
138	MN 999	8801-RW-14	MNDOT	DISTRICTWIDE SETASIDES - R/W ACQUISITION/ACC MGMT - 2014	0.0	RW	RIGHT OF WAY	SF	1,000,000	0	0	0	1,000,000	0
139	MN 999	8801-SAS-14	MNDOT	DISTRICTWIDE SETASIDES - 2014	0.0	NA	MISCELLANEOUS	SF	14,900,000	0	0	0	14,900,000	0

ATP: 1
 Fiscal Year: 2014

STIP for FY 2012-2015

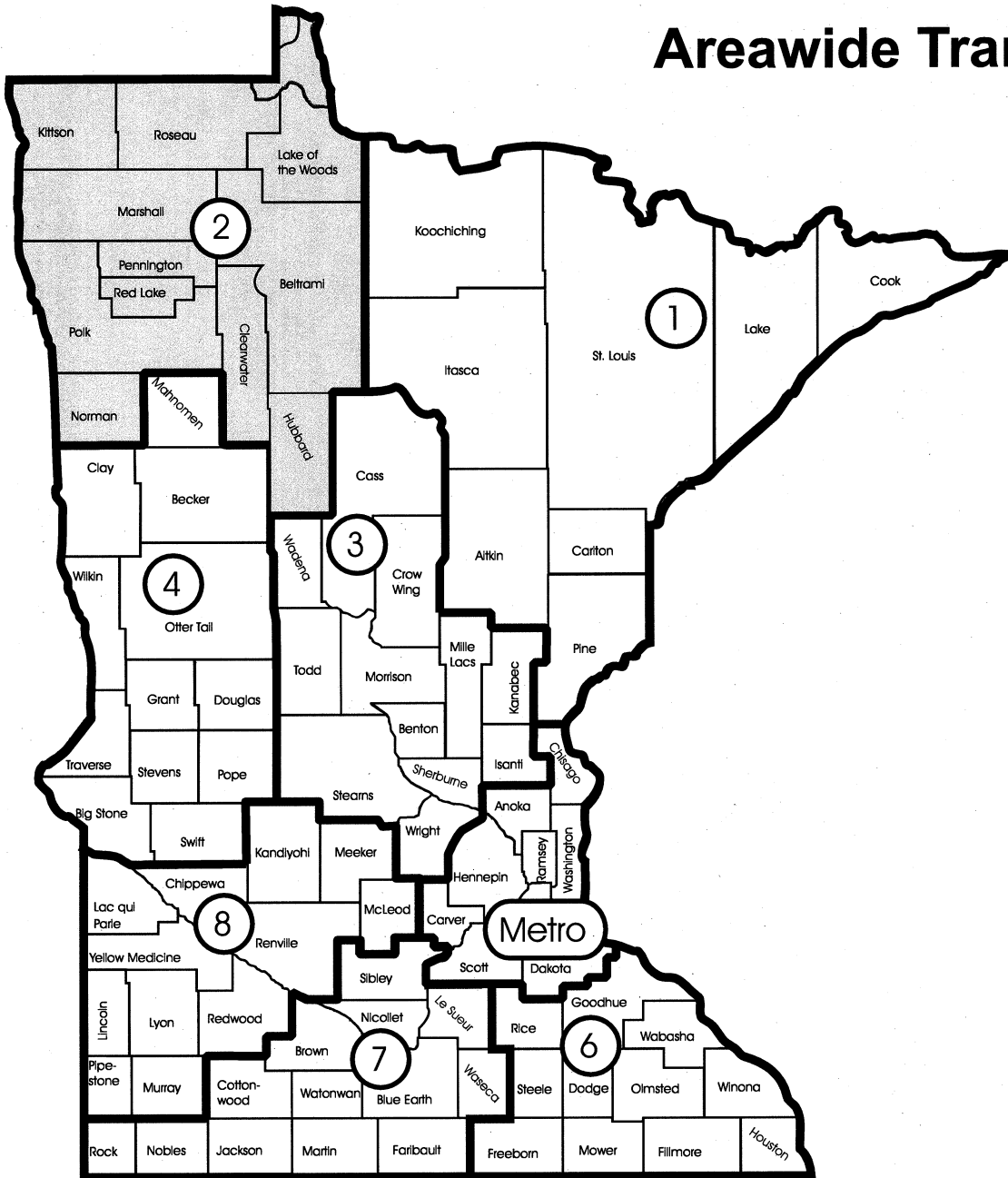
Seq #	Route System	Project Number	Agency	Description	Miles	Program	Type of Work	Proposed Funds	Total	FHWA	AC	FTA	TH	Other
140	LOCAL 999	8801-SHL-14	MNDOT	DISTRICTWIDE SETASIDE - LOCAL HSIP/HRRR PROJECTS	0.0	SH	SAFETY TARGET	HSIP	768,000	691,200	0	0	0	76,800
141	MN 999	8801-SHS-14	MNDOT	DISTRICTWIDE SETASIDE - MNDOT HSIP PROJECTS	0.0	SH	SAFETY TARGET	HSIP	579,956	521,960	0	0	57,996	0
									\$100,290,094	\$36,692,757	\$207,720	\$4,307,585	\$25,493,845	\$33,795,907

Seq #	Route System	Project Number	Agency	Description	Miles	Program	Type of Work	Proposed Funds	Total	FHWA	AC	FTA	TH	Other
142	BB	TRF-0005-15	MNDOT	SECT 5311: AEOA TRANSIT OPERATING ASSISTANCE	0.0	OB	OPERATE BUS	FTA	5,522,101	0	0	1,882,000	0	3,640,101
143	BB	TRF-0005-15-JA	MNDOT	SECT 5316: ARROWHEAD ECONOMIC OPPORTUNITY AGENCY INC.,- RURAL RIDES OPERATING	0.0	JA	OPERATE BUS	FTA	240,000	0	0	120,000	0	120,000
144	BB	TRF-0005-15-JB	MNDOT	SECT 5316: ARROWHEAD ECONOMIC OPPORTUNITY AGENCY INC.,- RURAL RIDES-MOBILITY MANAGEMENT	0.0	JA	OPERATE BUS	FTA	225,000	0	0	180,000	0	45,000
145	BB	TRF-0016-15A	DULUTH TRANSIT AUTHORITY	SECT 5307: DULUTH DIAL-A-RIDE TRANSIT OPERATING ASSISTANCE	0.0	B9	OPERATE BUS	LF	626,621	0	0	0	0	626,621
146	BB	TRF-0016-15B	DULUTH TRANSIT AUTHORITY	SECT 5307: DULUTH TRANSIT OPERATING ASSISTANCE REGULAR ROUTE & PREVENTATIVE MAINTENANCE	0.0	B9	OPERATE BUS	FTA	11,111,340	0	0	1,300,000	0	9,811,340
147	BB	TRF-0016-15C	DULUTH TRANSIT AUTHORITY	SECT 5307: DULUTH TRANSIT CAPITAL	0.0	B9	BUS GRANT CAPITAL IMPROVEMENT	FTA	699,856	0	0	559,885	0	139,971
148	BB	TRF-0016-15-JA	DULUTH TRANSIT AUTHORITY	SECT 5316: JARC URBAN OPERATING FUNDS FOR DULUTH TRANSIT AUTHORITY	0.0	JA	OPERATE BUS	FTA	383,000	0	0	191,500	0	191,500
149	BB	TRF-0022-14	MNDOT	SECT 5311: HIBBING TRANSIT OPERATING ASSISTANCE	0.0	OB	OPERATE BUS	FTA	279,742	0	0	74,200	0	205,542
150	BB	TRS-0005-15	MNDOT	ARROWHEAD TRANSIT-PURCHASE 6 BUSES - (CLASS 500)	0.0	TR	PURCHASE BUS	STP	741,600	643,200	0	0	0	98,400
151	RR	36-00105	MN/DOT	CSAH 20, SPRUCE ST, INSTALL GATES (3-TRACK CROSSING)	0.0	SR	RR X-ING IMPROVEMENTS	RRS	275,000	247,500	0	0	0	27,500
152	RR	69-00193	MN/DOT	CSAH 7, UPGRADE FROM CANTILEVERS TO 4-GATE/3 CANTILEVER SYSTEM	0.0	SR	RR X-ING IMPROVEMENTS	RRS	350,000	315,000	0	0	0	35,000
153	RR	69-00194	MN/DOT	CSAH 6, MAPLE GROVE RD, INSTALL GATES	0.0	SR	RR X-ING IMPROVEMENTS	RRS	275,000	247,500	0	0	0	27,500
154	CSAH 28	001-628-012	AITKIN COUNTY	JCT TH 169 TO JCT TH 210, MILL & OVERLAY, TURN LANES	8.0	RS	MILL AND OVERLAY	STP	1,200,000	840,000	0	0	0	360,000
155	CSAH 6	009-606-028	CARLTON COUNTY	1.0 MILES NORTH OF KETTLE RIVER TO JCT I-35 IN BARNUM, MILL & OVERLAY	10.0	RS	MILL AND OVERLAY	STP	1,500,000	500,000	0	0	0	1,000,000
156	CSAH 12	016-612-073	COOK COUNTY	48.4 MILES N TO 49.9 MILES NORTH OF JCT TH 61, RECONSTRUCTION	1.5	RC	GRADE AND SURFACE	STP	1,500,000	500,000	0	0	0	1,000,000
157	PED/BIKE	031-090-007	ITASCA COUNTY	MESABI AND ITASCA TRAIL SYSTEM, PED/BIKE TRAIL CONSTRUCTION	6.2	EN	PED/BIKE IMPROVEMENT	TEA	300,000	150,000	0	0	0	150,000
158	CSAH 7	031-607-028	ITASCA COUNTY	FROM THE JCT OF ITASCA CSAH 8 TO JCT ITASCA CR 339, MILL & OVERLAY	6.5	RS	MILL AND OVERLAY	STP	1,600,000	900,000	0	0	0	700,000

Seq #	Route System	Project Number	Agency	Description	Miles	Program	Type of Work	Proposed Funds	Total	FHWA	AC	FTA	TH	Other
159	PED/BIKE	036-090-002AC	KOOCHICHING COUNTY	SECOND CREEK TO RANIER, WIDEN TRAIL TO MEET STANDARDS (AC PAYBACK 1 of 1)	1.5	EN	PED/BIKE IMPROVEMENT	TEA	207,720	207,720	0	0	0	0
160	CSAH 61	038-661-009	LAKE COUNTY	FROM THE JCT OF TH 61 TO THE JCT OF THE SALAKKA RD, MILL & OVERLAY	5.6	RS	MILL AND OVERLAY	STP	750,000	600,000	0	0	0	150,000
161	CSAH 46	058-646-029	PINE COUNTY	FROM THE JCT OF PINE CSAH 49 TO JCT TH 23 AT KERRICK, MILL & OVERLAY, GUARDRAIL ON BR # 58533	4.3	RS	MILL AND OVERLAY	STP	1,000,000	800,000	0	0	0	200,000
162	PED/BIKE	069-090-029	ST LOUIS COUNTY	MOUNTAIN IRON BICYCLE AND PEDESTRIAN CONNECTION	1.6	EN	PED/BIKE IMPROVEMENT	TEA	343,200	274,560	0	0	0	68,640
163	PED/BIKE	069-090-030	REGIONAL RAIL AUTHORITY	MESABI TRAIL, SOUDAN TO ELY, BIKE/PED TRAIL	4.0	EN	PED/BIKE IMPROVEMENT	TEA	492,000	393,600	0	0	0	98,400
164	CSAH 9	069-609-038	ST LOUIS COUNTY	FROM JCT CSAH 13 (MIDWAY RD) TO JCT CSAH 4 (RICE LAKE RD), PAVEMENT RECLAMATION	6.0	RD	BITUMINOUS RECLAMATION	STP	5,625,000	2,500,000	0	0	0	3,125,000
165	PED/BIKE	091-070-024	ARDC	HELMET HERO BICYCLE EDUCATION PROGRAM	0.0	EN	PED/BIKE IMPROVEMENT	TEA	71,868	57,494	0	0	0	14,374
166	PED/BIKE	118-090-021	DULUTH	CROSS CITY TRAIL PHASE IV, M182 TO LAKEWALK TRAIL CONNECTOR	0.6	EN	PED/BIKE IMPROVEMENT	TEA	700,000	500,000	0	0	0	200,000
167	MSAS 173	118-173-007	DULUTH	WEST FIRST STREET RECONSTRUCTION FROM MESABA AVE TO PIEDMONT AVE	1.0	RC	GRADE AND SURFACE	STP	2,000,000	920,000	0	0	0	1,080,000
168	MSAS 9051	131-203-003	HIBBING	SOUTH SALMI ROAD IN THE CITY OF HIBBING, RECONSTRUCTION	1.8	RC	GRADE AND SURFACE	STP	1,400,000	700,000	0	0	0	700,000
169	MN 11	3604-73M	MN/DOT	LOMAN TO PELLAND, MILL & OVERLAY, SHOULDER WIDENING	11.4	RS	MILL AND OVERLAY	SF FFM	6,636,000	2,143,000	0	0	4,493,000	0
170	MN 18	0103-10	MN/DOT	AITKIN CO LINE TO JCT TH 65, MILL & OVERLAY	7.3	RS	MILL AND OVERLAY	STP	2,384,000	1,907,200	0	0	476,800	0
171	MN 23	0901-5554A	MN/DOT	9.0 MI NE OF SOUTH CARLTON CO LINE, REPLACE BR # 5554 AND APPROACHES	0.0	BR	BRIDGE REPLACEMENT	STP	1,481,208	1,184,966	0	0	296,242	0
172	MN 23	0901-67	MN/DOT	15.9 MI NE OF SOUTH CARLTON CO LINE, REPLACE BR # 5470 AND APPROACHES	1.0	BR	BRIDGE REPLACEMENT	BR	5,017,471	4,013,977	0	0	1,003,494	0
173	MN 23	0901-8501	MN/DOT	9.5 MI NE OF SOUTH CARLTON CO LINE, REPLACE BR # 8501 (BOX CULVERT)	0.0	BR	BRIDGE REPLACEMENT	STP	772,024	617,619	0	0	154,405	0
174	MN 23	5803-5549	MN/DOT	0.1 MI NE OF DUQUETTE, REPLACE BR # 5549 AND APPROACHES	0.0	BR	BRIDGE REPLACEMENT	STP	1,087,145	869,716	0	0	217,429	0

Seq #	Route System	Project Number	Agency	Description	Miles	Program	Type of Work	Proposed Funds	Total	FHWA	AC	FTA	TH	Other
175	I 35	0980-143	MNDOT	2 MILES SOUTH TO MIDWAY RD, CABLE MEDIAN BARRIER INSTALLATION (ASSOC. SP 6982-299)	1.8	SH	GUARD RAIL	HSIP	188,044	169,240	0	0	18,804	0
176	I 35	6982-290AC3	MNDOT	BOUNDARY AVE TO 26TH AVE E, PAVEMENT REPL & REPAIRS, BR REPL BR #S 69831, 69832, 69880 & REPAIRS BR #S 69851, 69852, 69879 + SPOT REPAIRS AT 21ST AVE W INTERCHANGE, REMOVE BR #S 69835 & 69828 NEAR 27TH AVE W, SAFETY IMPROVEMENTS (AC PAYBACK 3 OF3)	10.0	BR	BRIDGE REPLACEMENT	IM	6,615,638	6,615,638	0	0	0	0
177	US 53	6918-80	MN/DOT	BETWEEN EVELETH AND VIRGINIA, RELOCATE TH 53 AWAY FROM UNITED TACONITE OPERATIONS (ALTERNATE BID)	4.7	MC	GRADE AND BRIDGE	BF	60,000,000	0	0	0	0	60,000,000
178	MN 65	0109-19	MN/DOT	SOUTH AITKIN CO LINE TO PLINEY, PAVEMENT RECLAMATION (ALTERNATE BID)	12.1	RD	BITUMINOUS RECLAMATION	STP	6,003,000	4,802,400	0	0	1,200,600	0
179	MN 70	5811-12	MN/DOT	0.1 MILES E OF JCT TH 361 TO MINNESOTA WISCONSIN BORDER, MILL & OVERLAY, PROFILE CORRECTIONS, TURN LANES	9.2	RS	MILL AND OVERLAY	STP	6,721,000	5,376,800	0	0	1,344,200	0
180	US 169	3115-71	MN/DOT	FROM 1.3 TO 2.8 MILES N OF POKEGAMA LAKE IN GRAND RAPIDS, MILL & OVERLAY	2.5	RS	MILL AND OVERLAY	NHS	1,531,000	1,224,800	0	0	306,200	0
181	MN 999	8801-ADA-15	MNDOT	**ADA** DISTRICTWIDE SETASIDE - ACCESSIBILITY IMPROVEMENTS - 2015	0.0	EN	PED/BIKE IMPROVEMENT	TEA	262,500	210,000	0	0	52,500	0
182	MN 999	8801-BR4M-15	MNDOT	BETTER ROADS BACKFILL FOR SP 0905-33	0.0	RS	MILL AND OVERLAY	NHS	4,658,000	3,726,400	0	0	931,600	0
183	MN 999	8801-RW-15	MNDOT	DISTRICTWIDE SETASIDES - RW ACQUISITION/ACC MGMT - 2015	0.0	RW	RIGHT OF WAY	SF	1,000,000	0	0	0	1,000,000	0
184	MN 999	8801-SAS-15	MNDOT	DISTRICTWIDE SETASIDES - 2015	0.0	NA	MISCELLANEOUS	SF	16,160,000	0	0	0	16,160,000	0
185	LOCAL 999	8801-SHL-15	MNDOT	DISTRICTWIDE SETASIDE - LOCAL HSIP/HRRR PROJECTS	0.0	SH	SAFETY TARGET	HSIP	768,000	691,200	0	0	0	76,800
186	MN 999	8801-SHS-15	MNDOT	DISTRICTWIDE SETASIDE - MNDOT HSIP PROJECTS	0.0	SH	SAFETY TARGET	HSIP	579,956	521,960	0	0	57,996	0
									\$161,284,032	\$45,371,490	\$0	\$4,307,585	\$27,713,269	\$83,891,689

Areawide Transportation Partnership (ATP) Boundaries



DISTRICT 2

Transportation District Engineer

Lynn C. Eaton

(218)755-6549

3920 Hwy. 2 West

P.O. Box 490

Bemidji, Minnesota 56601

General Information: (218) 755-6500

FAX: (218) 755-6512

Seq #	Route System	Project Number	Agency	Description	Miles	Program	Type of Work	Proposed Funds	Total	FHWA	AC	FTA	TH	Other
187	BB	TRF-0006-12	MNDOT	SECT 5311: PAUL BUNYAN TRANSIT OPERATING ASSISTANCE	0.0	OB	OPERATE BUS	FTA	877,364	0	0	228,808	0	648,556
188	BB	TRF-0018-12A	EAST GRAND FORKS	SECT 5307: EAST GRAND FORKS DAR TRANSIT OPERATING ASSISTANCE	0.0	B9	OPERATE BUS	LF	70,000	0	0	0	0	70,000
189	BB	TRF-0018-12B	EAST GRAND FORKS	SECT 5307: EAST GRAND FORKS FIXED ROUTE TRANSIT OPERATING ASSISTANCE	0.0	B9	OPERATE BUS	FTA	257,500	0	0	95,000	0	162,500
190	BB	TRF-0058-12	MNDOT	SECT 5311: TRI-VALLEY TRANSIT OPERATING	0.0	OB	OPERATE BUS	FTA	917,679	0	0	264,328	0	653,351
191	BB	TRF-0058-12-JA	MNDOT	SECT 5316: JARC RURAL FUNDS - TRI-VALLEY OPPORTUNITY COUNCIL, INC. - 3 RURAL BUS ROUTES	0.0	JA	MISCELLANEOUS	FTA	150,000	0	0	75,000	0	75,000
192	BB	TRF-0058-12-NA	MNDOT	SECT 5317: NEW FREEDOM RURAL FUNDS - TRI-VALLEY OPPORTUNITY COUNCIL, INC. - TRAVEL TRAINING	0.0	NF	MISCELLANEOUS	FTA	130,000	0	0	104,000	0	26,000
193	BB	TRF-1010-12	MNDOT	SECT 5311: HUBBARD CO TRANSIT OPERATING ASSISTANCE	0.0	OB	OPERATE BUS	FTA	307,661	0	0	79,328	0	228,333
194	BB	TRF-2487-12	MNDOT	SECT 5311: CITY OF FOSSTON TRANSIT OPERATING ASSISTANCE	0.0	OB	OPERATE BUS	FTA	83,281	0	0	23,791	0	59,490
195	BB	TRF-3084-12	MNDOT	SECT 5311: ROSEAU CO TRANSIT OPERATING ASSISTANCE	0.0	OB	OPERATE BUS	FTA	317,315	0	0	90,687	0	226,628
196	BB	TRF-8819-12	MNDOT	SECT 5311: RED LAKE RESERVATION TRANSIT OPERATING ASSISTANCE	0.0	OB	OPERATE BUS	FTA	185,445	0	0	83,150	0	102,295
197	BB	TRS-0006-12	MNDOT	PAUL BUNYAN TRANSIT - PURCHASE 1 BUS (CLASS 400-G)	0.0	TR	PURCHASE BUS	STP	68,000	54,400	0	0	0	13,600
198	BB	TRS-0058-12	MNDOT	TRI-VALLEY TRANSIT, PURCHASE 2 BUSES (CLASS 400-G)	0.0	TR	PURCHASE BUS	STP	136,000	108,800	0	0	0	27,200
199	BB	TRS-3084-12	MNDOT	ROSEAU CO TRANSIT, PURCHASE 1 BUS (CLASS 400-G)	0.0	TR	PURCHASE BUS	STP	68,000	54,400	0	0	0	13,600
200	BB	TRS-8819-12	MNDOT	RED LAKE TRANSIT - PURCHASE 1 BUS (CLASS 400-G)	0.0	TR	PURCHASE BUS	STP	68,000	54,400	0	0	0	13,600
201	RR	04-00110	BELTRAMI COUNTY	PARK AVE, MSAS 115, BEMIDJI - INSTALL GATES	0.0	SR	RAILROAD SIGNALS	RRS	275,000	247,500	0	0	0	27,500
202	RR	60-00124	POLK COUNTY	THOMPSON AVE, MUN 7, FISHER - INSTALL GATES	0.0	SR	RAILROAD SIGNALS	RRS	300,000	270,000	0	0	0	30,000
203	EN	004-595-002	BELTRAMI COUNTY	LADY SLIPPER SCENIC BYWAY WAYSIDE INTERPRETIVE SITES	0.0	EN	ENHANCEMENT	TEA	315,000	94,500	0	0	0	220,500

Seq #	Route System	Project Number	Agency	Description	Miles	Program	Type of Work	Proposed Funds	Total	FHWA	AC	FTA	TH	Other
204	CSAH 39	004-639-009	BELTRAMI COUNTY	CSAH 20 TO CSAH 22, BELTRAMI CO AND REPLACE BR 1732, (FOREST HWY), GRADE, SURFACE & BRIDGE	7.0	RS	GRADE,SURFACE & BRIDGE	FH	5,400,000	4,200,000	0	0	0	1,200,000
205	CSAH 8	039-070-002	LAKE OF THE WOODS COUNTY	LAKE OF THE WOODS CSAH 8 - 2 FT PAVED SHOULDER WITH SAFETY EDGE & RUMBLE STRIP *PROACTIVE SAFETY*	0.0	SH	PAVE SHOULDER	HSIP	500,000	450,000	0	0	0	50,000
206	CR 128	045-598-020	MARSHALL COUNTY	0.9 MI N OF MARSHALL CSAH 4, REPLACE BR 45504	0.0	BR	BRIDGE REPLACEMENT	BROS	490,000	392,000	0	0	0	98,000
207	CSAH 6	045-606-028	MARSHALL COUNTY	MARSHALL CO RD 1 TO US59, RECONDITIONING	10.0	RD	GRADE AND SURFACE	STP	1,000,000	730,000	0	0	0	270,000
208	PED/BIKE	045-608-007	MARSHALL COUNTY	WELCOME TO NEWFOLDEN PED/BIKE TRAIL	0.5	EN	PED/BIKE IMPROVEMENT	TEA	441,056	160,000	0	0	0	281,056
209	PED/BIKE	045-628-008	MARSHALL COUNTY	WELCOME TO NEWFOLDEN PED/BIKE TRAIL, PHASE II	0.8	EN	PEDESTRIAN BIKE TRAIL	TEA	279,259	156,878	0	0	0	122,381
210	CSAH 53	045-653-004	MARSHALL COUNTY	0.7 MI N MN89, REPLACE BR 7470	0.0	BR	BRIDGE REPLACEMENT	BROS	260,000	208,000	0	0	0	52,000
211	CSAH 46	060-646-007	POLK COUNTY	US2 TO POLK CSAH 11, RESURFACING	2.0	RS	BITUMINOUS OVERLAY	STP	500,000	365,000	0	0	0	135,000
212	CSAH 70	060-670-003	POLK COUNTY	2.0 MI N OF POLK CSAH 22, REPLACE BR 92847	0.0	BR	BRIDGE REPLACEMENT	BROS	420,000	336,000	0	0	0	84,000
213	CSAH 11	063-611-007AC	RED LAKE COUNTY	POLK/RED LAKE CO LINE TO RED LAKE FALLS, RESURFACING (AC PAYBACK 1 OF 1)	8.1	RS	BITUMINOUS OVERLAY	STP	755,000	755,000	0	0	0	0
214	CSAH 3	068-603-022	ROSEAU COUNTY	CSAH 6 TO CSAH 4, ROSEAU CO, RESURFACING	9.0	RS	BITUMINOUS OVERLAY	STP	1,280,000	877,000	0	0	0	403,000
215	CSAH 6	068-606-011	ROSEAU COUNTY	MN32 TO ROSEAU CSAH 3, RESURFACING	8.0	RS	BITUMINOUS OVERLAY	STP	1,000,000	658,000	0	0	0	342,000
216	US 75	098-080-043	MNDOT	IN WARREN FROM PLEASANT AVE TO 0.3 MI S TAMARAC RIVER BR (S OF STEPHEN), RESURFACING (LOCAL SHARE)	16.8	RS	MILL AND OVERLAY	STP	50,000	40,000	0	0	0	10,000
217	PED/BIKE	119-090-006	EAST GRAND FORKS	EAST GRAND FORKS PED/BIKE PATH CONNECTION, 5TH AVE NW UNDERPASS TO INTERSECTION 12TH ST NW & 8TH AVE NW	0.3	EN	PEDESTRIAN BIKE TRAIL	TEA	145,000	90,000	0	0	0	55,000
218	PED/BIKE	119-591-004	EAST GRAND FORKS	**SRTS** IN EAST GRAND FORKS - CE & CONSTRUCT A 5 FT SIDEWALK ON THE W SIDE OF BYGLAND ROAD FROM 6TH STREET SE TO 13TH STREET SE	0.0	BT	PEDESTRIAN BIKE TRAIL	SRTS	193,460	193,460	0	0	0	0

Seq #	Route System	Project Number	Agency	Description	Miles	Program	Type of Work	Proposed Funds	Total	FHWA	AC	FTA	TH	Other
219	CITY	170-115-012	THIEF RIVER FALLS	THIEF RIVER FALL, GREENWOOD ST, PENNINGTON AVE TO KENDALL AVE - CONSTRUCT A RAILROAD UNDERPASS & APPROACH LANES	0.3	MC	RR X-ING IMPROVEMENTS	STP	2,450,000	737,883	0	0	0	1,712,117
220	MN 1	0404-23	MNDOT	0.5 MI E OF REDBY, REPLACE BR 140 (NEW BR 04028)	0.0	BR	BRIDGE REPLACEMENT	STP	3,600,000	2,880,000	0	0	720,000	0
221	MN 1	0404-28	MNDOT	10.4 MI E OF REDBY, REPLACE BR 6841 (NEW BR 04015)	0.0	BR	BRIDGE REPLACEMENT	STP	1,780,000	1,424,000	0	0	356,000	0
222	US 2	0406-58	MNDOT	BEMIDJI BYPASS, REHAB BR NO., 04011, 04013, 04014, 04019, 04017 & 04018	0.0	BI	BRIDGE OVERLAY	NHS	2,600,000	2,080,000	0	0	520,000	0
223	US 2B	6001-60	MNDOT	**ADA** IN EAST GRAND FORKS FROM RIVER ST TO 2ND AVE NE (ADA PROJECT)	0.6	SC	PEDESTRIAN RAMPS	STP	150,000	120,000	0	0	30,000	0
224	MN 9	5408-28	MNDOT	IN ADA FROM N OF BR 6694 TO N LIMITS OF ADA, RECONSTRUCTION	0.9	RC	CONCRETE PAVEMENT	STP LF	3,200,000	2,240,000	0	0	560,000	400,000
225	MN 9	5408-28L	MNDOT	IN ADA FROM N OF BR 6694 TO N LIMITS OF ADA, RECONSTRUCTION (LOCAL SHARE)	0.9	RC	CONCRETE PAVEMENT	STP	25,000	20,000	0	0	0	5,000
226	MN 11	3902-25	MNDOT	E JCT TH 72 (E BAUDETTE) TO W END BR 5557, CLEMENTSON, RECONSTRUCTION	6.3	RC	GRADE AND SURFACE	CBI STP	7,500,000	6,000,000	0	0	1,500,000	0
227	MN 11	6802-28	MNDOT	MN32 TO ROSEAU CSAH 15 & ON MN308 FROM MN11 TO MN89, BITUMINOUS RECLAIM	20.8	RD	BITUMINOUS RECLAMATION	STP BF	7,100,000	5,680,000	0	0	200,000	1,220,000
228	MN 32	6301-5921A	MNDOT	**FMB** REHAB BR 5921 IN RED LAKE FALLS (PLACE SCOUR PROTECTION)	0.0	BI	BRIDGE REPAIR	BF	400,000	0	0	0	0	400,000
229	US 75	3508-26	MNDOT	7.2 MI N OF KITTSON CO LINE, REPLACE BR 4104 (NEW BR 35X06)	0.0	BR	BRIDGE REPLACEMENT	STP	560,000	448,000	0	0	112,000	0
230	US 75	3509-23	MNDOT	1.0 MI N OF HALLOCK, REPLACE BR 6873 (NEW BR 35013)	0.0	BR	BRIDGE REPLACEMENT	STP	2,160,000	1,728,000	0	0	432,000	0
231	US 75	4507-48	MNDOT	IN WARREN FROM PLEASANT AVE TO 0.3 MI S TAMARAC RIVER BR (S OF STEPHEN), RESURFACING	16.8	RS	MILL AND OVERLAY	STP	4,450,000	3,560,000	0	0	890,000	0
232	MN 220	4512-43	MNDOT	**FMB** NORTH OF MN1 TO 14.0 MI NORTH, ARMORING HIGHWAY INSLOPES	14.0	RX	INSLOPE REPAIR	BF	400,000	0	0	0	0	400,000
233	MN 220	6016-60518B	MNDOT	0.5 MI SW OF TH 2, REHAB BR 60518, (MALLORY BR)	0.0	BI	BRIDGE OVERLAY	STP	855,000	684,000	0	0	171,000	0
234	MN 310	6809-17	MNDOT	5.2 MI N OF TH 11, REHAB BR 68002	0.0	BI	BRIDGE OVERLAY	STP	950,000	760,000	0	0	190,000	0
235	MN 317	4514-03	MNDOT	1.5 MI W OF MN220, REHAB BR 5872 (ND IS LEAD AGENCY)	0.0	AM	BRIDGE REPAIR	BF	1,150,000	0	0	0	0	1,150,000

ATP: 2
 Fiscal Year: 2012

STIP for FY 2012-2015

Seq #	Route System	Project Number	Agency	Description	Miles	Program	Type of Work	Proposed Funds	Total	FHWA	AC	FTA	TH	Other
236	MN 999	8822-124	MNDOT	6 INCH WIDE STRIPING AT VARIOUS LOCATIONS DISTRICTWIDE	0.0	SH	STRIPING	HSIP	352,941	317,647	0	0	35,294	0
237	MN 999	8802-RW-12	MNDOT	DISTRICT WIDE SETASIDE - RIGHT OF WAY - FY 2012	0.0	RW	RIGHT OF WAY	SF	500,000	0	0	0	500,000	0
238	MN 999	8802-SAS-12	MNDOT	DISTRICTWIDE SETASIDES - 2012	0.0	NA	MISCELLANEOUS	SF	6,500,000	0	0	0	6,500,000	0
									\$63,922,961	\$39,174,868	\$0	\$1,044,092	\$12,716,294	\$10,987,707

Seq #	Route System	Project Number	Agency	Description	Miles	Program	Type of Work	Proposed Funds	Total	FHWA	AC	FTA	TH	Other
239	BB	TRF-0006-13	MNDOT	SECT 5311: PAUL BUNYAN TRANSIT OPERATING ASSISTANCE	0.0	OB	OPERATE BUS	FTA	903,685	0	0	228,808	0	674,877
240	BB	TRF-0018-13A	EAST GRAND FORKS	SECT 5307: EAST GRAND FORKS DAR TRANSIT OPERATING ASSISTANCE	0.0	B9	OPERATE BUS	LF	72,000	0	0	0	0	72,000
241	BB	TRF-0018-13B	EAST GRAND FORKS	SECT 5307: EAST GRAND FORKS FIXED ROUTE TRANSIT OPERATING ASSISTANCE	0.0	B9	OPERATE BUS	FTA	260,000	0	0	97,000	0	163,000
242	BB	TRF-0018-13C	EAST GRAND FORKS	SECT 5307: EAST GRAND FORKS TRANSIT SHELTER	0.0	B9	BUS GRANT CAPITAL IMPROVEMENT	FTA	40,000	0	0	32,000	0	8,000
243	BB	TRF-0058-13	MNDOT	SECT 5311: TRI-VALLEY TRANSIT OPERATING	0.0	OB	OPERATE BUS	FTA	945,209	0	0	264,328	0	680,881
244	BB	TRF-0058-13-JA	MNDOT	SECT 5316: JARC RURAL FUNDS - TRI-VALLEY OPPORTUNITY COUNCIL, INC. - 3 RURAL BUS ROUTES	0.0	JA	MISCELLANEOUS	FTA	150,000	0	0	75,000	0	75,000
245	BB	TRF-0058-13-NA	MNDOT	SECT 5317: NEW FREEDOM RURAL FUNDS - TRI-VALLEY OPPORTUNITY COUNCIL, INC. - TRAVEL TRAINING	0.0	NF	MISCELLANEOUS	FTA	130,000	0	0	104,000	0	26,000
246	BB	TRF-1010-13	MNDOT	SECT 5311: HUBBARD CO TRANSIT OPERATING ASSISTANCE	0.0	OB	OPERATE BUS	FTA	316,891	0	0	79,328	0	237,563
247	BB	TRF-2487-13	MNDOT	SECT 5311: CITY OF FOSSTON TRANSIT OPERATING ASSISTANCE	0.0	OB	OPERATE BUS	FTA	85,779	0	0	23,791	0	61,988
248	BB	TRF-3084-13	MNDOT	SECT 5311: ROSEAU CO TRANSIT OPERATING ASSISTANCE	0.0	OB	OPERATE BUS	FTA	326,835	0	0	90,687	0	236,148
249	BB	TRF-8819-13	MNDOT	SECT 5311: RED LAKE RESERVATION TRANSIT OPERATING ASSISTANCE	0.0	OB	OPERATE BUS	FTA	191,009	0	0	83,150	0	107,859
250	BB	TRS-0006-13A	MNDOT	PAUL BUNYAN TRANSIT, PURCHASE 1 BUS (CLASS 400-G)	0.0	TR	PURCHASE BUS	STP	70,000	56,000	0	0	0	14,000
251	BB	TRS-0006-13B	MNDOT	PAUL BUNYAN TRANSIT, PURCHASE 1 BUS (CLASS 500-G)	0.0	TR	PURCHASE BUS	STP	126,000	100,800	0	0	0	25,200
252	BB	TRS-0058-13A	MNDOT	TRI-VALLEY TRANSIT, PURCHASE 1 BUS (CLASS 400-G)	0.0	TR	PURCHASE BUS	STP	70,000	56,000	0	0	0	14,000
253	BB	TRS-0058-13B	MNDOT	TRI-VALLEY TRANSIT, PURCHASE 1 BUS (CLASS 500-G)	0.0	TR	PURCHASE BUS	STP	126,000	100,800	0	0	0	25,200
254	RR	15-00103	CLEARWATER COUNTY	IN BAGLEY ON CLEARWATER CSAH 28, SAND LAKE AVE. S - INSTALL GATES	0.0	SR	RAILROAD SIGNALS	RRS	250,000	225,000	0	0	0	25,000
255	RR	60-00125	POLK COUNTY	POLK CSAH 44, 160TH AVE SW, 12 MI E CROOKSTON - INSTALL GATES (MULTIPLE TRACK CROSSING)	0.0	SR	RAILROAD SIGNALS	RRS	300,000	270,000	0	0	0	30,000

Seq #	Route System	Project Number	Agency	Description	Miles	Program	Type of Work	Proposed Funds	Total	FHWA	AC	FTA	TH	Other
256	CSAH 12	004-612-016	BELTRAMI COUNTY	BEMIDJI, CSAH 12 & CSAH 19, BELTRAMI COUNTY, 1ST ST TO S SHERMAN, MILL & OVERLAY	2.5	RS	MILL AND OVERLAY	STP	1,000,000	760,000	0	0	0	240,000
257	CSAH 8	035-608-004	KITTSOON COUNTY	KITTSOON CO: CSAH 8, CSAH 1 TO TH 59 & CSAH 1, CSAH 6 TO CSAH 8, RESURFACING	7.0	RS	BITUMINOUS OVERLAY	STP	669,000	410,000	0	0	0	259,000
258	CSAH 1	054-601-009	NORMAN COUNTY	MN9 TO NORMAN CSAH 36, RESURFACING (AC PROJECT, PAYBACK IN 2013)	19.0	RS	MILL AND OVERLAY	STP	3,066,798	0	770,000	0	0	3,066,798
259	CSAH 1	054-601-009AC	NORMAN COUNTY	MN9 TO NORMAN CSAH 36, RESURFACING (AC PAYBACK 1 OF 1)	19.0	RS	MILL AND OVERLAY	STP	770,000	770,000	0	0	0	0
260	CSAH 22	060-622-006AC	POLK COUNTY	MN220 TO POLK/MARSHALL CO LINE, RESURFACING (AC PAYBACK 1 OF 1)	10.6	RS	MILL AND OVERLAY	STP	1,900,000	1,900,000	0	0	0	0
261	PED/BIKE	068-090-005	ROSEAU COUNTY	CITY OF ROSEAU - ROSEAU RIVER TRAIL FOR PED/BIKE TRAIL, PHASE III	0.8	EN	PEDESTRIAN BIKE TRAIL	TEA	198,561	158,850	0	0	0	39,711
262	TWN	068-599-094	ROSEAU COUNTY	0.9 MI E TH 89 ON 200TH ST, REPLACE BR L-4450 (NEW BR 68522)	0.0	BR	BRIDGE REPLACEMENT	BROS	600,000	480,000	0	0	0	120,000
263	CITY	115-144-006	CROOKSTON	CROOKSTON - OLD TH 75, 3RD AVE SW TO S MAIN ST, GRADING	1.0	RC	GRADING	STP	550,000	440,000	0	0	0	110,000
264	CITY	115-144-008	CROOKSTON	CROOKSTON, REHAB BR 6705	0.1	BI	BRIDGE REPAIR	STP	375,000	300,000	0	0	0	75,000
265	PED/BIKE	119-010-005	EAST GRAND FORKS	EAST GRAND FORKS - MULTIPURPOSE TRAIL ON W SIDE OF MN220 FOR PED/BIKE TRAIL	0.9	EN	PEDESTRIAN BIKE TRAIL	TEA	255,340	204,272	0	0	0	51,068
266	PED/BIKE	170-090-001	THIEF RIVER FALLS	THIEF RIVER FALLS - MULTI-USE PED/BIKE TRAIL, PHASE I	1.0	EN	PEDESTRIAN BIKE TRAIL	TEA	203,000	162,400	0	0	0	40,600
267	MN 1	0401-08	MNDOT	12.5 MI W MN89, REPLACE BR 04001 (TIER 2, 152 BRIDGE)	0.0	BR	BRIDGE REPLACEMENT	STP	1,400,000	1,120,000	0	0	280,000	0
268	MN 1	4509-05	MNDOT	OSLO, REPLACE BR 9100 (NEW BR 45007)	0.0	BR	BRIDGE REPLACEMENT	BF	12,500,000	0	0	0	0	12,500,000
269	US 2	6002-71	MNDOT	**FMB** IN CROOKSTON - CONSTRUCT PERMANENT LIFT STATION AT RR UNDERPASS	0.0	AM	STORM SEWER REPAIR	BF	250,000	0	0	0	0	250,000
270	MN 9	5408-30	MNDOT	TO THE POLK/NORMAN CO LINE & REPLACE BR 8865, 0.2 MI N OF ADA, RESURFACING, (INCLUDES WORK ON MN200, CS 5410)	13.7	RS	MILL AND OVERLAY	STP	4,500,000	3,600,000	0	0	900,000	0
271	MN 32	5703-45	MNDOT	THIEF RIVER FALLS, GREENWOOD INTERSECTION REVISION	0.0	SC	TRAFFIC SIGNAL	SF LF	1,600,000	0	0	0	600,000	1,000,000

Seq #	Route System	Project Number	Agency	Description	Miles	Program	Type of Work	Proposed Funds	Total	FHWA	AC	FTA	TH	Other
272	US 59	5705-57	MNDOT	IN THIEF RIVER FALLS, UPGRADE SIGNALS AT US59 & 1ST ST	0.0	SC	TRAFFIC SIGNAL REVISION	SF LF	251,000	0	0	0	141,000	110,000
273	US 59	6009-14	MNDOT	4.9 MI N OF ERSKINE, REPLACE BR 6449	0.0	BR	BRIDGE REPLACEMENT	SF	775,000	0	0	0	775,000	0
274	US 59	6303-36	MNDOT	0.9 MI N PLUMMER, REPLACE BR 5817 (NEW BR 63001)	0.0	BR	BRIDGE REPLACEMENT	SF	928,000	0	0	0	928,000	0
275	MN 89	6806-29	MNDOT	4.3 MI S WANNASKA, REPLACE BR 6780	0.0	BR	BRIDGE REPLACEMENT	SF	494,000	0	0	0	494,000	0
276	MN 92	1506-38	MNDOT	BAGLEY TO CLEARWATER CSAH 35, RESURFACING	9.7	RS	MILL AND INLAY	SF	2,000,000	0	0	0	2,000,000	0
277	MN 200	2908-27	MNDOT	MN64 TO HUBBARD CSAH 39, RECONSTRUCTION/NEW BRIDGE 29X01	1.7	RC	GRADE,SURFACE & BRIDGE	STP	3,570,000	2,856,000	0	0	714,000	0
278	MN 200	5407-31	MNDOT	**FMB** US75 TO ADA, PAVEMENT REHAB (INCLUDES **FMB** \$400,000 ON MN200 & MN9)	13.1	RD	CRACK AND OVERLAY	STP BF	5,450,000	4,040,000	0	0	1,010,000	400,000
279	MN 220	6016-37	MNDOT	**ELLA** W LIMITS OF CLIMAX TO E JCT US2, RESURFACING	23.6	RS	MILL AND OVERLAY	STP	4,900,000	3,920,000	0	0	980,000	0
280	MN 310	6809-16	MNDOT	MN11 TO THE US/CANADIAN BORDER, RESURFACING	10.5	RS	MILL AND INLAY	STP	2,920,000	2,336,000	0	0	584,000	0
281	MN 999	8802-ADA-13	MNDOT	**ADA** DISTRICTWIDE "ADA" FUND - FY 2013	0.0	SC	PEDESTRIAN RAMPS	STP	150,000	120,000	0	0	30,000	0
282	MN 999	8802-RW-13	MNDOT	DISTRICT WIDE SETASIDE - RIGHT OF WAY - FY 2013	0.0	RW	RIGHT OF WAY	SF	500,000	0	0	0	500,000	0
283	MN 999	8802-SAS-13	MNDOT	DISTRICTWIDE SETASIDES - 2013	0.0	NA	MISCELLANEOUS	SF	6,100,000	0	0	0	6,100,000	0
284	LOCAL 999	8802-SHL-13	LOCAL	DISTRICTWIDE - SAFETY PROGRAM - LOCAL - FY 2013	0.0	SH	SAFETY TARGET	HSIP	500,000	450,000	0	0	0	50,000
285	MN 999	8802-SHS-13	MNDOT	DISTRICTWIDE HSIP TH FUND - FY 2013	0.0	SH	SAFETY TARGET	HSIP	352,941	317,647	0	0	35,294	0
									\$63,092,048	\$25,153,769	\$770,000	\$1,078,092	\$16,071,294	\$20,788,893

Seq #	Route System	Project Number	Agency	Description	Miles	Program	Type of Work	Proposed Funds	Total	FHWA	AC	FTA	TH	Other
286	BB	TRF-0006-14	MNDOT	SECT 5311: PAUL BUNYAN TRANSIT OPERATING ASSISTANCE	0.0	OB	OPERATE BUS	FTA	930,796	0	0	228,808	0	701,988
287	BB	TRF-0018-14A	EAST GRAND FORKS	SECT 5307: EAST GRAND FORKS DAR TRANSIT OPERATING ASSISTANCE	0.0	B9	OPERATE BUS	LF	74,000	0	0	0	0	74,000
288	BB	TRF-0018-14B	EAST GRAND FORKS	SECT 5307: EAST GRAND FORKS FIXED ROUTE TRANSIT OPERATING ASSISTANCE	0.0	B9	OPERATE BUS	FTA	265,000	0	0	99,000	0	166,000
289	BB	TRF-0058-14	MNDOT	SECT 5311: TRI-VALLEY TRANSIT OPERATING	0.0	OB	OPERATE BUS	FTA	973,565	0	0	264,328	0	709,237
290	BB	TRF-0058-14-JA	MNDOT	SECT 5316: JARC RURAL FUNDS - TRI-VALLEY OPPORTUNITY COUNCIL, INC. - 3 RURAL BUS ROUTES	0.0	JA	MISCELLANEOUS	FTA	150,000	0	0	75,000	0	75,000
291	BB	TRF-0058-14-NA	MNDOT	SECT 5317: NEW FREEDOM RURAL FUNDS - TRI-VALLEY OPPORTUNITY COUNCIL, INC. - TRAVEL TRAINING	0.0	NF	MISCELLANEOUS	FTA	130,000	0	0	104,000	0	26,000
292	BB	TRF-1010-14	MNDOT	SECT 5311: HUBBARD CO TRANSIT OPERATING ASSISTANCE	0.0	OB	OPERATE BUS	FTA	326,398	0	0	79,328	0	247,070
293	BB	TRF-2487-14	MNDOT	SECT 5311: CITY OF FOSSTON TRANSIT OPERATING ASSISTANCE	0.0	OB	OPERATE BUS	FTA	88,352	0	0	23,791	0	64,561
294	BB	TRF-3084-14	MNDOT	SECT 5311: ROSEAU CO TRANSIT OPERATING ASSISTANCE	0.0	OB	OPERATE BUS	FTA	336,640	0	0	90,687	0	245,953
295	BB	TRF-8819-14	MNDOT	SECT 5311: RED LAKE RESERVATION TRANSIT OPERATING ASSISTANCE	0.0	OB	OPERATE BUS	FTA	196,739	0	0	83,150	0	113,589
296	BB	TRS-0006-14	MNDOT	PAUL BUNYAN TRANSIT - PURCHASE 1 BUS (CLASS 500-G)	0.0	TR	PURCHASE BUS	STP	130,000	104,000	0	0	0	26,000
297	BB	TRS-0058-14	MNDOT	TRI-VALLEY TRANSIT, PURCHASE 2 BUSES (CLASS 400-G)	0.0	TR	PURCHASE BUS	STP	144,000	115,200	0	0	0	28,800
298	BB	TRS-3084-14	MNDOT	ROSEAU CO TRANSIT, PURCHASE 1 BUS (CLASS 400-G)	0.0	TR	PURCHASE BUS	STP	72,000	57,600	0	0	0	14,400
299	RR	60-00126	POLK COUNTY	POLK CR 214, 150TH ST SW, 1.0 MI SE OF CROOKSTON - INSTALL GATES	0.0	SR	RAILROAD SIGNALS	RRS	250,000	225,000	0	0	0	25,000
300	CSAH 22	035-622-007	KITTSOON COUNTY	S JCT OF KITTSOON CSAH 5 TO TH 59, RESURFACING	5.8	RS	BITUMINOUS OVERLAY	STP	725,090	490,000	0	0	0	235,090
301	CSAH 17	039-617-008	LAKE OF THE WOODS COUNTY	2.4 MI S OF LAKE OF THE WOODS CSAH 11, NORTH TO ROCKY POINT RESORT ON LAKE OF THE WOODS, RECONSTRUCTION (TIED WITH 068-617-006)	9.2	RC	GRADE AND SURFACE	STP	3,677,760	2,750,000	0	0	0	927,760
302	PED/BIKE	060-090-002	POLK COUNTY	FOSSTON - MULTI-USE PED/BIKE TRAIL, PHASE I	1.6	EN	PEDESTRIAN BIKE TRAIL	TEA	344,755	275,804	0	0	0	68,951

Seq #	Route System	Project Number	Agency	Description	Miles	Program	Type of Work	Proposed Funds	Total	FHWA	AC	FTA	TH	Other
303	CSAH 17	068-617-006	ROSEAU COUNTY	FROM CITY OF ROOSEVELT, NORTH TO 2.4 MI S OF LAKE OF THE WOODS CSAH 11, RECONSTRUCTION (TIED WITH 39-617-08)	3.6	RC	GRADE AND SURFACE	STP	1,430,240	1,070,000	0	0	0	360,240
304	CITY	119-103-004	EAST GRAND FORKS	EAST GRAND FORKS - TH 2 & 5TH AVE NW INTERSECTION UPGRADE	0.0	RC	GRADE AND SURFACE	STP	1,880,020	737,880	0	0	0	1,142,140
305	MN 9	5410-22	MNDOT	BETWEEN BORUP & THE CITY OF BELTRAMI - LOW SLUMP OVERLAY ON BR NO., 60008, 54003, 54002, & 54001	0.0	BI	BRIDGE OVERLAY	STP	1,350,000	1,080,000	0	0	270,000	0
306	MN 11	3501-14	MNDOT	E END BR 6690 OVER THE RED RIVER TO KARLSTAD, RESURFACING	28.5	RS	MILL AND INLAY	STP	6,000,000	4,800,000	0	0	1,200,000	0
307	MN 11	6802-27	MNDOT	ROSEAU CSAH 15 TO E MN89 IN ROSEAU, BITUMINOUS RECLAIM	3.0	RD	BITUMINOUS RECLAMATION	STP	1,300,000	1,040,000	0	0	260,000	0
308	MN 11	6804-23	MNDOT	**FMB** IN SWIFT - IMPROVE OUTLET DRAINAGE CHANNEL	0.0	RX	CHANNELIZATION	BF	500,000	0	0	0	0	500,000
309	US 59	3505-17	MNDOT	NORTH OF LANCASTER, REPLACE BR 6877	0.0	BR	BRIDGE REPLACEMENT	STP	1,250,000	1,000,000	0	0	250,000	0
310	US 59	5705-58	MNDOT	**FMB** IN THIEF RIVER FALLS - REPAIR BR 5327	0.0	BI	BRIDGE REPAIR	BF	1,600,000	0	0	0	0	1,600,000
311	US 59	6303-37	MNDOT	US59, NEAR PLUMMER - UPGRADE GATES	0.0	SR	RAILROAD SIGNALS	RRS	250,000	225,000	0	0	25,000	0
312	US 75	6011-24	MNDOT	BETWEEN CROOKSTON & ANGUS, REPLACE BR NO., 8392, 3958, 8393, 8394, 3959, & 4463	0.0	BR	BRIDGE REPLACEMENT	STP	2,200,000	1,760,000	0	0	440,000	0
313	US 75	6011-26	MNDOT	S OF POLK CSAH 19 TO S OF MN1 IN WARREN, RESURFACING	16.1	RS	MILL AND OVERLAY	STP	3,750,000	3,000,000	0	0	750,000	0
314	MN 92	6304-12	MNDOT	MN32 TO US59 IN BROOKS, RESURFACING	13.0	RS	MILL AND OVERLAY	STP	3,300,000	2,640,000	0	0	660,000	0
315	MN 92	6304-13	MNDOT	3.0 MI W OF BROOKS, REPLACE BR 6830	0.0	BR	BRIDGE REPLACEMENT	SF	850,000	0	0	0	850,000	0
316	MN 175	3516-19	MNDOT	3.4 MI. E. OF US75 & 3.7 MI. E. OF US75, REPLACE BR 35509 (NEW BR 35003) & BR 35510 (NEW BR 35004)	0.0	BR	BRIDGE REPLACEMENT	STP	2,190,000	1,752,000	0	0	438,000	0
317	MN 200	5407-28	MNDOT	S OF TH 200 (TWP RD OVER MARSH RIVER) REPLACE BR 6522, (NEW BR 54X05)	0.0	BR	BRIDGE REPLACEMENT	BF	500,000	0	0	0	250,000	250,000
318	MN 999	8822-123	MNDOT	**ELLA** DISTRICTWIDE CULVERT REPAIR	0.0	NA	CULVERT REPAIR	SF	775,000	0	0	0	775,000	0

ATP: 2
 Fiscal Year: 2014

STIP for FY 2012-2015

Seq #	Route System	Project Number	Agency	Description	Miles	Program	Type of Work	Proposed Funds	Total	FHWA	AC	FTA	TH	Other
319	MN 999	8822-125	MNDOT	AT VARIOUS LOCATIONS ON US2 EB & WB, MN200, & MN220, CONCRETE PAVEMENT REHAB	0.0	RS	CONCRETE PAVEMENT REHAB	SF	2,150,000	0	0	0	2,150,000	0
320	MN 999	8802-ADA-14	MNDOT	**ADA** DISTRICTWIDE "ADA" FUND - FY 2014	0.0	SC	PEDESTRIAN RAMPS	STP	150,000	120,000	0	0	30,000	0
321	LOCAL 999	8802-EN-14	ATP 2	DISTRICTWIDE - ENHANCEMENT PROGRAM - LOCAL - FY 2014	1.0	EN	ENHANCEMENT	TEA	280,250	224,200	0	0	0	56,050
322	MN 999	8802-RW-14	MNDOT	DISTRICT WIDE SETASIDE - RIGHT OF WAY - FY 2014	0.0	RW	RIGHT OF WAY	SF	500,000	0	0	0	500,000	0
323	MN 999	8802-SAS-14	MNDOT	DISTRICTWIDE SETASIDES - 2014	0.0	NA	MISCELLANEOUS	SF	7,000,000	0	0	0	7,000,000	0
324	LOCAL 999	8802-SHL-14	ATP 2	DISTRICTWIDE - SAFETY PROGRAM - LOCAL - FY 2014	0.0	SH	SAFETY TARGET	HSIP	500,000	450,000	0	0	0	50,000
325	MN 999	8802-SHS-14	MNDOT	DISTRICTWIDE HSIP TH FUND - FY 2014	0.0	SH	SAFETY TARGET	HSIP	352,941	317,647	0	0	35,294	0
326	BB	8802-TRS-14	MNDOT	DISTRICT 2 SETASIDES - FY 2014	0.0	TR	PURCHASE BUS	STP	29,000	23,200	0	0	0	5,800
									\$48,902,546	\$24,257,531	\$0	\$1,048,092	\$15,883,294	\$7,713,629

Seq #	Route System	Project Number	Agency	Description	Miles	Program	Type of Work	Proposed Funds	Total	FHWA	AC	FTA	TH	Other
327	BB	TRF-0006-15	MNDOT	SECT 5311: PAUL BUNYAN TRANSIT OPERATING ASSISTANCE	0.0	OB	OPERATE BUS	FTA	948,884	0	0	222,950	0	725,934
328	BB	TRF-0018-15A	EAST GRAND FORKS	SECT 5307: EAST GRAND FORKS DAR TRANSIT OPERATING ASSISTANCE	0.0	B9	OPERATE BUS	LF	76,000	0	0	0	0	76,000
329	BB	TRF-0018-15B	EAST GRAND FORKS	SECT 5307: EAST GRAND FORKS FIXED ROUTE TRANSIT OPERATING ASSISTANCE	0.0	B9	OPERATE BUS	FTA	270,000	0	0	101,000	0	169,000
330	BB	TRF-0018-15C	EAST GRAND FORKS	SECT 5307: EAST GRAND FORKS TRANSIT SHELTER	0.0	B9	BUS GRANT CAPITAL IMPROVEMENT	FTA	40,000	0	0	32,000	0	8,000
331	BB	TRF-0058-15	MNDOT	SECT 5311: TRI-VALLEY TRANSIT OPERATING	0.0	OB	OPERATE BUS	FTA	1,052,948	0	0	292,600	0	760,348
332	BB	TRF-0058-15-JA	MNDOT	SECT 5316: JARC RURAL FUNDS - TRI-VALLEY OPPORTUNITY COUNCIL, INC. - 3 RURAL BUS ROUTES	0.0	JA	MISCELLANEOUS	FTA	150,000	0	0	75,000	0	75,000
333	BB	TRF-0058-15-NA	MNDOT	SECT 5317: NEW FREEDOM RURAL FUNDS - TRI-VALLEY OPPORTUNITY COUNCIL, INC. - TRAVEL TRAINING	0.0	NF	MISCELLANEOUS	FTA	130,000	0	0	104,000	0	26,000
334	BB	TRF-1010-15	MNDOT	SECT 5311: HUBBARD CO TRANSIT OPERATING ASSISTANCE	0.0	OB	OPERATE BUS	FTA	335,690	0	0	74,200	0	261,490
335	BB	TRF-2487-15	MNDOT	SECT 5311: CITY OF FOSSTON TRANSIT OPERATING ASSISTANCE	0.0	OB	OPERATE BUS	FTA	90,636	0	0	23,450	0	67,186
336	BB	TRF-3084-15	MNDOT	SECT 5311: ROSEAU CO TRANSIT OPERATING ASSISTANCE	0.0	OB	OPERATE BUS	FTA	320,024	0	0	80,850	0	239,174
337	BB	TRF-8819-15	MNDOT	SECT 5311: RED LAKE RESERVATION TRANSIT OPERATING ASSISTANCE	0.0	OB	OPERATE BUS	FTA	201,414	0	0	87,500	0	113,914
338	BB	TRS-0006-15	MNDOT	PAUL BUNYAN TRANSIT - PURCHASE 2 BUSES (CLASS 400-G)	0.0	TR	PURCHASE BUS	STP	148,000	118,400	0	0	0	29,600
339	BB	TRS-0058-15	MNDOT	TRI-VALLEY TRANSIT - PURCHASE 1 BUS (CLASS 400-G)	0.0	TR	PURCHASE BUS	STP	74,000	59,200	0	0	0	14,800
340	BB	TRS-1010-15	MNDOT	HUBBARD CO - PURCHASE 1 BUS (CLASS 400-G)	0.0	TR	PURCHASE BUS	STP	74,000	59,200	0	0	0	14,800
341	BB	TRS-3084-15	MNDOT	ROSEAU CO - PURCHASE 1 BUS (CLASS 400-G)	0.0	TR	PURCHASE BUS	STP	74,000	59,200	0	0	0	14,800
342	RR	35-00110	KITTSOON COUNTY	IN LANCASTER - KITTSOON CSAH 27, CENTRAL AVE., INSTALL GATES	0.0	SR	RAILROAD SIGNALS	RRS	250,000	225,000	0	0	0	25,000
343	RR	68-00112	ROSEAU COUNTY	IN ROOSEVELT - 690TH AVE., MUN 17, WEST CORP LIMITS, INSTALL GATES	0.0	SR	RAILROAD SIGNALS	RRS	250,000	225,000	0	0	0	25,000

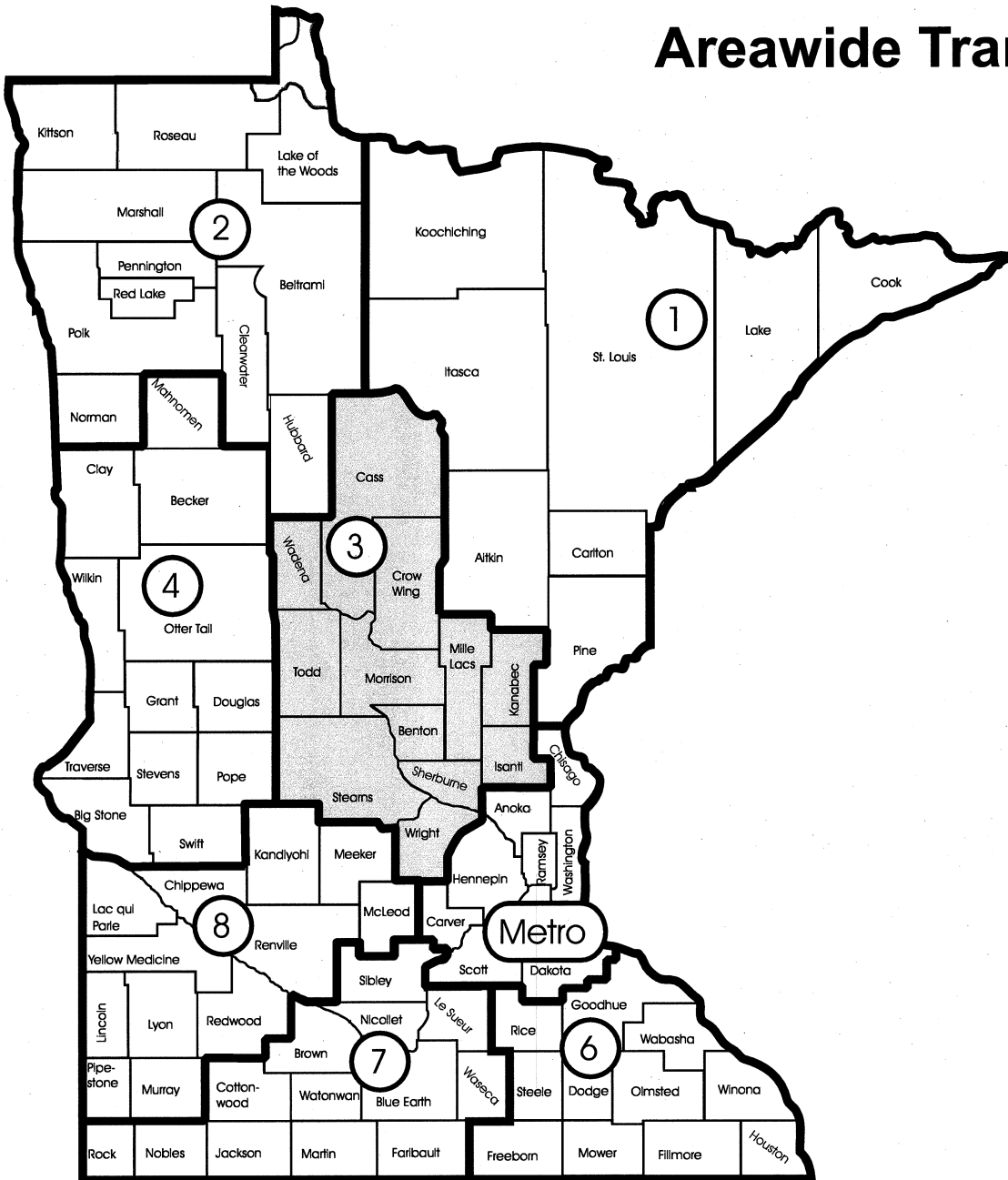
Seq #	Route System	Project Number	Agency	Description	Miles	Program	Type of Work	Proposed Funds	Total	FHWA	AC	FTA	TH	Other
344	CSAH 23	004-623-027	BELTRAMI COUNTY	US71 TO BELTRAMI CSAH 29, RESURFACING	7.1	RS	BITUMINOUS OVERLAY	STP	1,700,000	1,275,000	0	0	0	425,000
345	CSAH 7	015-607-023	CLEARWATER COUNTY	US2 TO MN92 IN GONVICK, RESURFACING	15.8	RS	BITUMINOUS OVERLAY	STP	2,500,000	1,875,000	0	0	0	625,000
346	CSAH 10	054-610-012	NORMAN COUNTY	CSAH 39 TO CSAH 25, NORMAN CO, RECONSTRUCTION	7.0	RC	GRADE AND SURFACE	STP	1,770,000	1,172,000	0	0	0	598,000
347	CITY	105-108-011	BEMIDJI	IN BEMIDJI, ON IRVINE AVE NW FROM MN197 TO 30TH ST NW, RECONSTRUCTION & ON 30TH ST NW FROM RIDGEWAY AVE NW TO IRVINE AVE NW, RESURFACING	1.0	RC	GRADE AND SURFACE	STP	1,055,000	737,000	0	0	0	318,000
348	MN 1	5702-44	MNDOT	IN THIEF RIVER FALLS ON MN1 FROM N JCT MN32 TO CSAH 18/150 AVE NE & ON US59 FROM 1ST ST TO ATLANTIC AVE, RECONSTRUCTION	2.3	RC	MILL AND INLAY	STP NHS	2,800,000	2,240,000	0	0	560,000	0
349	MN 1	5702-45	MNDOT	11.0 MI E OF N JCT MN32, REPLACE BR 369	0.0	BR	BRIDGE REPLACEMENT	STP	410,000	328,000	0	0	82,000	0
350	US 2	0406-59	MNDOT	INTERSECTION REVISION AT US2 & MN89, W OF BEMIDJI	0.0	SC	GRADE AND SURFACE	STP	5,000,000	4,000,000	0	0	1,000,000	0
351	MN 11	3901-41	MNDOT	W OF MN172 (W OF BAUDETTE) TO E MN72, BAUDETTE, RESURFACING	10.2	RS	MILL AND OVERLAY	STP	3,100,000	2,480,000	0	0	620,000	0
352	MN 11	6803-40	MNDOT	SIGNAL REPLACEMENT, WARROAD - TH 11 & LAKE ST	0.0	SC	TRAFFIC SIGNAL REVISION	SF LF	250,000	0	0	0	167,500	82,500
353	MN 32	4503-14	MNDOT	N LIMITS OF THIEF RIVER FALLS TO MIDDLE RIVER, RECONDITIONING	21.6	RD	BITUMINOUS RECLAMATION	STP	8,800,000	7,040,000	0	0	1,760,000	0
354	US 59	6303-38	MNDOT	5.0 MI S OF PLUMMER, REPLACE BR 5819	0.0	BR	BRIDGE REPLACEMENT	NHS	1,000,000	800,000	0	0	200,000	0
355	US 75	5409-30	MNDOT	N END OF HALSTAD TO THE N END OF SHELLY & ON MN200 FROM E END OF BR 54004 TO W LIMITS OF HALSTAD, RESURFACING (INCLUDES **FMB** \$600,000 ON US75)	7.6	RS	MILL AND INLAY	SF BF	2,800,000	0	0	0	2,200,000	600,000
356	MN 999	8822-126	MNDOT	DISTRICTWIDE CULVERT REPAIR - FY 2015	0.0	NA	CULVERT REPAIR	SF	500,000	0	0	0	500,000	0
357	MN 999	8802-ADA-15	MNDOT	**ADA** DISTRICTWIDE "ADA" FUND - FY 2015	0.0	SC	PEDESTRIAN RAMPS	STP	150,000	120,000	0	0	30,000	0
358	LOCAL 999	8802-EN-15	ATP 2	DISTRICTWIDE - ENHANCEMENT PROGRAM - LOCAL - FY 2015	0.0	EN	ENHANCEMENT	TEA	625,000	500,000	0	0	0	125,000
359	MN 999	8802-RW-15	MNDOT	DISTRICT WIDE SETASIDE - RIGHT OF WAY - FY 2015	0.0	RW	RIGHT OF WAY	SF	500,000	0	0	0	500,000	0

ATP: 2
 Fiscal Year: 2015

STIP for FY 2012-2015

Seq #	Route System	Project Number	Agency	Description	Miles	Program	Type of Work	Proposed Funds	Total	FHWA	AC	FTA	TH	Other
360	MN 999	8802-SAS-15	MNDOT	DISTRICTWIDE SETASIDES - 2015	0.0	NA	MISCELLANEOUS	SF	8,500,000	0	0	0	8,500,000	0
361	MN 999	8802-SHL-15	ATP 2	DISTRICTWIDE - SAFETY PROGRAM - LOCAL - 2015	0.0	SH	SAFETY TARGET	HSIP	500,000	450,000	0	0	0	50,000
362	MN 999	8802-SHS-15	MNDOT	DISTRICTWIDE HSIP TH FUND - FY 2015	0.0	SH	SAFETY TARGET	HSIP	352,941	317,647	0	0	35,294	0
363	BB	8802-TRS-15	MNDOT	DISTRICT 2 SETASIDES - FY 2015	0.0	TR	PURCHASE BUS	STP	5,000	4,000	0	0	0	1,000
									\$46,803,537	\$24,084,647	\$0	\$1,093,550	\$16,154,794	\$5,470,546

Areawide Transportation Partnership (ATP) Boundaries



DISTRICT 3

Transportation District Engineer

Jody Martinson

(218) 846-7964

7694 Industrial Park Road

Baxter, Minnesota 56425-8096

General Information: (218) 828-5700

1-800-657-3971

FAX: (218) 828-5814

Seq #	Route System	Project Number	Agency	Description	Miles	Program	Type of Work	Proposed Funds	Total	FHWA	AC	FTA	TH	Other
364	BB	TRF-0042-12	MNDOT	SECT 5311: CITY OF PINE RIVER TRANSIT OPERATING ASSISTANCE	0.0	OB	OPERATE BUS	FTA	79,195	0	0	24,850	0	54,345
365	BB	TRF-0048-12A	METRO BUS	SECT 5307: DIAL A RIDE TRANSIT SERVICE OPERATING ASSISTANCE	0.0	B9	OPERATE BUS	LF	2,900,000	0	0	0	0	2,900,000
366	BB	TRF-0048-12AD	METRO BUS	SECT 5309: OFFICE AND TRAINING CENTER ADDITION	0.0	B3	BUS GRANT CAPITAL IMPROVEMENT	FTA	1,250,000	0	0	1,000,000	0	250,000
367	BB	TRF-0048-12B	METRO BUS	SECT 5307: FIXED ROUTE TRANSIT SERVICE OPERATING ASSISTANCE	0.0	B9	OPERATE BUS	FTA	6,606,831	0	0	891,000	0	5,715,831
368	BB	TRF-0048-12D	METRO BUS	SECT 5307: TRANSIT CAPITAL PURCHASES, OFFICE EQUIPMENT & COMPUTERS	0.0	B9	BUS GRANT CAPITAL IMPROVEMENT	FTA	25,000	0	0	20,000	0	5,000
369	BB	TRF-0048-12E	METRO BUS	SECT 5307: TRANSIT CAPITAL PURCHASES, MAINTENANCE TOOLS & EQUIPMENT	0.0	B9	BUS GRANT CAPITAL IMPROVEMENT	FTA	10,000	0	0	8,000	0	2,000
370	BB	TRF-0048-12F	METRO BUS	SECT 5307: TRANSIT CAPITALIZED PREVENTIVE MAINTENANCE	0.0	B9	BUS GRANT CAPITAL IMPROVEMENT	FTA	918,328	0	0	734,662	0	183,666
371	BB	TRF-0048-12-JA	METRO BUS	SECT 5316: JARC URBAN ST. CLOUD METRO BUS -FR BUS SERVICE	0.0	JA	BUS GRANT	FTA	150,000	0	0	75,000	0	75,000
372	BB	TRF-0048-12L	METRO BUS	SECT 5309: OPERATIONS CENTER VEHICLE STORAGE ADDITION	0.0	B3	BUS GRANT CAPITAL IMPROVEMENT	FTA	1,250,000	0	0	1,000,000	0	250,000
373	BB	TRF-0048-12N	METRO BUS	SECT 5307: OPERATIONS CENTER HVAC IMPROVEMENTS	0.0	B9	BUS GRANT CAPITAL IMPROVEMENT	FTA	125,000	0	0	100,000	0	25,000
374	BB	TRF-0048-12-NA	METRO BUS	SECT 5317: NEW FREEDOM URBAN - ST. CLOUD METRO BUS - TRAVEL TRAINING	0.0	NF	BUS GRANT	FTA	100,000	0	0	80,000	0	20,000
375	BB	TRF-0048-12NS	METRO BUS	OPERATING ASSISTANCE NORTHSTAR LINK COMMUTER BUS	0.0	B9	OPERATE BUS	FTA	500,000	0	0	100,000	0	400,000
376	BB	TRF-0048-12Q	METRO BUS	SECT 5307: OPERATIONS AUTOMOBILE	0.0	B9	BUS GRANT CAPITAL IMPROVEMENT	FTA	20,000	0	0	16,000	0	4,000
377	BB	TRF-0048-12V	METRO BUS	SECT 5307: TRANSIT CAPITAL PURCHASES, BUS SHELTER TRANSIT AMENITY PROGRAM	0.0	B9	BUS GRANT CAPITAL IMPROVEMENT	FTA	30,000	0	0	24,000	0	6,000

Seq #	Route System	Project Number	Agency	Description	Miles	Program	Type of Work	Proposed Funds	Total	FHWA	AC	FTA	TH	Other
378	BB	TRF-0048-12W	METRO BUS	SECT 5307: TRANSIT CAPITAL PURCHASE, ITS PROJECTS	0.0	B9	BUS GRANT CAPITAL IMPROVEMENT	FTA	25,000	0	0	20,000	0	5,000
379	BB	TRF-0048-12X	METRO BUS	SECT 5309:TRANSIT CAPITAL PURCHASE, CNG FUELING STATION	0.0	B3	PURCHASE BUS	FTA	1,500,000	0	0	1,200,000	0	300,000
380	BB	TRF-0055-12	MNDOT	SECT 5311: RIVER RIDER TRANSIT OPERATING ASSISTANCE	0.0	OB	OPERATE BUS	FTA	894,795	0	0	238,000	0	656,795
381	BB	TRF-0057-12	MNDOT	SECT 5311: TRI-CAP TRANSIT OPERATING ASSISTANCE	0.0	OB	OPERATE BUS	FTA	1,013,073	0	0	290,500	0	722,573
382	BB	TRF-0057-12-NA	MNDOT	SECT 5317: NEW FREEDOM RURAL FUNDS - TRI-COUNTY ACTION PROGRAMS, INC. - MOBILITY MANAGEMENT	0.0	NF	BUS GRANT	FTA	87,500	0	0	70,000	0	17,500
383	BB	TRF-0057-12-NB	MNDOT	SECT 5317: NEW FREEDOM RURAL FUNDS - TRI-COUNTY ACTION PROGRAMS, INC. - MOBILITY MANAGEMENT	0.0	NF	BUS GRANT	FTA	190,000	0	0	95,000	0	95,000
384	BB	TRF-3449-12	MNDOT	SECT 5311: CROW WING CO/CITY OF BRAINERD TRANSIT OPERATING ASSISTANCE	0.0	OB	OPERATE BUS	FTA	805,316	0	0	225,400	0	579,916
385	BB	TRF-7068-12	MNDOT	SECT 5311: ISANTI COUNTY TRANSIT OPERATING ASSISTANCE	0.0	OB	OPERATE BUS	FTA	952,391	0	0	255,150	0	697,241
386	BB	TRF-7077-12	MNDOT	SECT 5311: TIMBER TRAILS TRANSIT OPERATING ASSISTANCE	0.0	OB	OPERATE BUS	FTA	523,507	0	0	149,450	0	374,057
387	BB	TRF-9018-12	MNDOT	SECT 5311: WADENA CO OPERATING ASSISTANCE	0.0	OB	OPERATE BUS	FTA	378,488	0	0	110,600	0	267,888
388	BB	TRS-0055-12	MNDOT	RIVER RIDER, PURCHASE ONE BUS (CLASS 500 [D])	0.0	TR	PURCHASE BUS	STP	117,000	93,600	0	0	0	23,400
389	BB	TRS-0057-12	MNDOT	TRI-CAP, PURCHASE TWO BUSES (CLASS 400[D])	0.0	TR	PURCHASE BUS	STP	140,000	112,000	0	0	0	28,000
390	BB	TRS-3449-12	MNDOT	CITY OF BRAINERD, PURCHASE ONE BUS (CLASS 400)	0.0	TR	PURCHASE BUS	STP	70,000	56,000	0	0	0	14,000
391	BB	TRS-7068-12	MNDOT	ISANTI CO, PURCHASE ONE BUS (CLASS 400 [G])	0.0	TR	PURCHASE BUS	STP	68,000	54,400	0	0	0	13,600
392	BB	TRS-7077-12	MNDOT	TIMBER TRAILS PUBLIC TRANSIT, PURCHASE ONE BUS (CLASS 400 [G])	0.0	TR	PURCHASE BUS	STP	68,000	54,400	0	0	0	13,600
393	RR	86-00127	MNDOT	INSTALL GATES AT DAGUE AVE (TWP 273), FRANKLIN TWP IN WRIGHT CO	0.0	SR	RAILROAD SIGNALS	RRS	300,000	150,000	0	0	0	150,000
394	CSAH 999	005-030-001	BENTON COUNTY	SAFETY & GEOMETRIC IMPROVEMENTS AT 5 INTERSECTIONS: BENTON CSAH 1 & CSAH 29, CSAH 1 & CSAH 4, CSAH 5 & CSAH 6, CSAH 6 & TH 23, & CSAH 4 & CSAH 6	0.0	SC	TURN LANES	STP	202,000	161,600	0	0	0	40,400

Seq #	Route System	Project Number	Agency	Description	Miles	Program	Type of Work	Proposed Funds	Total	FHWA	AC	FTA	TH	Other
395	CSAH 3	005-603-027	BENTON COUNTY	BENTON COUNTY CSAH 3: BENTON DRIVE TO TH 10, CONDUCT ENVIRONMENTAL STUDY, (AC PROJECT, PAYBACK IN 2014)	0.0	PL	PLANNING	STP	69,863	0	130,137	0	0	69,863
396	LOCAL 999	011-070-003	CASS COUNTY	CASS COUNTY, INSTALL CHEVRONS AT VARIOUS LOCATIONS	111.0	SH	SIGNING	HSIP	244,200	219,780	0	0	0	24,420
397	LOCAL 999	011-070-004	CASS COUNTY	CASS COUNTY, INSTALL INTERSECTION LIGHTING, SIGNING AND PAVEMENT MARKINGS AT VARIOUS LOCATIONS	0.0	SH	LIGHTING	HSIP	212,200	190,980	0	0	0	21,220
398	LOCAL 999	018-070-007	CROW WING COUNTY	CROW WING COUNTY, INSTALL PAVEMENT MARKINGS	32.5	SH	STRIPING	HSIP	276,250	248,625	0	0	0	27,625
399	PED/BIKE	018-090-006	CROW WING COUNTY	**MN 132** FEASIBILITY STUDY & DESIGN FOR FOR CUYUNA LAKE TRAIL, CROW WING CSAH 31 TO TH 6/CROW WING CSAH 10 IN DEERWOOD	0.0	PL	PLANNING	HPP	200,000	160,000	0	0	0	40,000
400	PED/BIKE	018-090-007	CROW WING COUNTY	**MN 132** CONSTRUCT CUYUNA LAKE TRAIL, CROW WING CSAH 31 TO TH 6/CROW WING CSAH 10 IN DEERWOOD	0.0	BT	PED/BIKE IMPROVEMENT	HPP	500,000	340,000	0	0	0	160,000
401	CSAH 18	018-618-009	CROW WING COUNTY	CONSTRUCT NEW ALIGNMENT, TH 371/CROW WING CSAH 18 THROUGH THE CITY OF NISSWA (PHASE III)	0.4	MC	GRADE AND SURFACE	STP	1,500,000	376,000	0	0	0	1,124,000
402	CSAH 9	030-609-008	ISANTI COUNTY	.15 MI W OF CR 45 to .15 MI W OF CSAH 18 IN ISANTI CO, RECONSTRUCT	5.0	RC	GRADE AND SURFACE	STP	3,700,000	1,568,160	0	0	0	2,131,840
403	CSAH 23	048-070-006	MILLE LACS COUNTY	TH 169 TO TH 27, PAVE SHOULDERS AND INSTALL RUMBLE STRIP IN MILLE LACS COUNTY	7.2	SH	RUMBLE STRIPS	HSIP	408,000	250,000	0	0	0	158,000
404	MN 95	048-596-003	MILLE LACS COUNTY	**MN105** RIGHT-OF-WAY PURCHASE & ACQUISITION COSTS FOR REALIGNMENT OF 13TH AVE. EXTENSION NEAR RAMPS AT US 169/TH 95 INTERCHANGE & RELOCATION OF ONE ACCESS, PRINCETON	0.0	RW	BRIDGE REPLACEMENT	HPP	250,000	200,000	0	0	0	50,000
405	MN 95	048-596-005	MILLE LACS COUNTY	**MN105** CONSTRUCTION ENGINEERING FOR REALIGNMENT OF 13TH AVE. EXTENSION NEAR RAMPS AT US 169/TH 95 INTERCHANGE & RELOCATION OF ONE ACCESS, PRINCETON	0.0	PL	PLANNING	HPP	75,000	60,000	0	0	0	15,000
406	MN 95	048-596-006	MILLE LACS COUNTY	**MN105** REALIGNMENT OF 13TH AVE. EXTENSION NEAR RAMPS AT US 169/TH 95 INTERCHANGE & RELOCATION OF ONE ACCESS, PRINCETON	1.0	SC	GRADE AND SURFACE	HPP	1,125,200	244,800	0	0	0	880,400
407	LOCAL 999	049-070-011	MORRISON COUNTY	MORRISON COUNTY, STRIPING:WET REFLECTIVE EPOXY IN GROOVES AT VARIOUS LOCATIONS	29.8	SH	STRIPING	HSIP	251,750	226,575	0	0	0	25,175

Seq #	Route System	Project Number	Agency	Description	Miles	Program	Type of Work	Proposed Funds	Total	FHWA	AC	FTA	TH	Other
408	PED/BIKE	049-591-002	MORRISON COUNTY	**SRTS IN** CITY OF PIERZ - PRELIMINARY ENGINEERING FOR CONSTRUCTION OF SIDEWALKS, SAFETY IMPROVEMENTS, PEDESTRIAN REFUGE, INCL INSTALLATION OF PAVEMENT MARKINGS, CROSSWALK FLASHER, AND DYNAMIC SPEED DISPLAY (LINKED TO SP 049-591-002)	0.0	BT	PLANNING	SRTS	37,000	37,000	0	0	0	0
409	PED/BIKE	049-591-003	MORRISON COUNTY	**SRTS IN** CITY OF PIERZ - CONSTRUCTION ENGINEERING AND CONSTRUCTION OF SIDEWALKS, SAFETY IMPROVEMENTS, PEDESTRIAN REFUGE, INCL INSTALLATION OF PAVEMENT MARKINGS, CROSSWALK FLASHER, AND DYNAMIC SPEED DISPLAY	0.8	BT	PED/BIKE IMPROVEMENT	SRTS	409,704	409,704	0	0	0	0
410	CSAH 5	071-070-012	SHERBURNE COUNTY	SHERBURNE COUNTY CSAH 4 TO SHERBURNE COUNTY CSAH 3, INSTALL RUMBLE STRIP AND EDGELINE	6.3	SH	STRIPING	HSIP	27,700	24,930	0	0	0	2,770
411	CSAH 9	071-070-013	SHERBURNE COUNTY	SHERBURNE COUNTY CSAH 5 TO SHERBURNE COUNTY CSAH 1, INSTALL RUMBLE STRIP AND EDGELINE	5.2	SH	STRIPING	HSIP	22,800	20,520	0	0	0	2,280
412	CSAH 9	071-070-014	SHERBURNE COUNTY	TH 169 TO SHERBURNE COUNTY CSAH 19, INSTALL RUMBLE STRIP AND EDGELINE	2.0	SH	STRIPING	HSIP	8,800	7,920	0	0	0	880
413	CSAH 19	071-070-015	SHERBURNE COUNTY	SHERBURNE COUNTY CSAH 4 TO SHERBURNE COUNTY CSAH 2, INSTALL RUMBLE STRIP AND EDGELINE	6.9	SH	STRIPING	HSIP	30,400	27,360	0	0	0	3,040
414	CSAH 25	071-070-016	SHERBURNE COUNTY	SHERBURNE COUNTY CR 45 TO TH 169, INSTALL RUMBLE STRIP AND EDGELINE	1.3	SH	STRIPING	HSIP	5,800	5,220	0	0	0	580
415	LOCAL 999	071-070-017	SHERBURNE COUNTY	SHERBURNE COUNTY CSAH 4 AND SHERBURNE CR 93, INSTALL TURN LANES	0.0	SH	TURN LANES	HSIP	75,000	67,500	0	0	0	7,500
416	CSAH 16	071-616-013	SHERBURNE COUNTY	CO RD 53 TO CSAH 11 IN SHERBURNE CO, GRADE, BASE & BITUMINOUS	5.0	RC	GRADE AND SURFACE	STP	4,621,400	1,225,635	0	0	0	3,395,765
417	PED/BIKE	073-090-008	STEARNS COUNTY	CONSTRUCT BIKE/PED TRAIL, E CITY LIMITS OF RICHMOND TO E CITY LIMITS OF COLD SPRING, PHASE I OF ROCORI TRAIL	5.3	EN	PEDESTRIAN BIKE TRAIL	TEA	658,705	526,964	0	0	0	131,741
418	PED/BIKE	073-090-009	STEARNS COUNTY	CREST RIDGE RD TO CHERRYWOOD RD S OF PAYNESVILLE, CONSTRUCT PHASE 7 OF LAKE KORONIS TRAIL	2.0	EN	PEDESTRIAN BIKE TRAIL	TEA	355,300	284,240	0	0	0	71,060
419	PED/BIKE	073-591-002	STEARNS COUNTY	**SRTS IN** RICHMOND - CONSTRUCT TRAIL ALONG 2ND ST. FROM HALL AVENUE NW TO GLACIAL LAKES TRAIL (2009 SOLICITATION)	0.0	BT	PED/BIKE IMPROVEMENT	SRTS	160,000	160,000	0	0	0	0

Seq #	Route System	Project Number	Agency	Description	Miles	Program	Type of Work	Proposed Funds	Total	FHWA	AC	FTA	TH	Other
420	CR 134	073-596-006AC1	STEARNS COUNTY	GRADING, AGG BASE, BITUMINOUS SURFACING, CURB & GUTTER, DRAINAGE, SIGNING & STRIPING, BR #73571 & APPURTENANT WORK ON STEARNS CR 134 FROM STEARNS CSAH 4 TO 350 FT. S OF WEST OAKS DR & ON STEARNS CR 134 FROM DRIFTWOOD RD TO RILLA RD (AC PAYBACK, 1 OF 2)	0.5	MC	GRADE, SURFACE &	STP	2,485,104	2,485,104	0	0	0	0
421	CSAH 120	073-720-002	STEARNS COUNTY	SAFETY IMPROVEMENTS FROM 500 FEET WEST OF 50TH AVENUE TO CONNECTICUT AVENUE IN SARTELL (AC PROJECT, PAYBACK IN 2015)	0.5	SC	MEDIAN BARRIER	STP	500,000	0	1,000,000	0	0	500,000
422	LOCAL 999	077-070-004	TODD COUNTY	INSTALL WET REFLECTIVE PAVEMENT MARKINGS AT VARIOUS LOCATIONS IN TODD COUNTY	32.0	SH	STRIPING	HSIP	272,000	244,800	0	0	0	27,200
423	LOCAL 999	077-596-002	STAPLES	**TIGER II** CONSTRUCTION OF NORTH-SOUTH CORRIDOR WITH RAILROAD OVERPASS AND ROADWAYS, CITY OF STAPLES	2.2	MC	GRADE, SURFACE &	FFM	7,600,000	6,125,600	0	0	0	1,474,400
424	LOCAL 999	077-596-005	STAPLES	**TIGER II** CONSTRUCTION ENGINEERING FOR NORTH-SOUTH CORRIDOR WITH RAILROAD OVERPASS AND ROADWAYS, CITY OF STAPLES	0.0	PL	PLANNING	FFM	608,000	608,000	0	0	0	0
425	LOCAL 999	080-070-002	WADENA COUNTY	INSTALL LIGHTING, SIGNING AND PAVEMENT MARKINGS AT VARIOUS LOCATIONS IN WADENA COUNTY	0.0	SH	MISCELLANEOUS	HSIP	86,200	77,580	0	0	0	8,620
426	LOCAL 999	086-070-005	WRIGHT COUNTY	**MN 231** TOWNSHIP SIGNING, PHASE II CONSTRUCTION IN WRIGHT COUNTY	0.0	SH	SIGNING	HPP	1,390,000	1,112,000	0	0	0	278,000
427	LOCAL 999	086-070-006	WRIGHT COUNTY	WRIGHT COUNTY, INSTALL CHEVRONS AT VARIOUS LOCATIONS	77.9	SH	SIGNING	HSIP	264,000	225,000	0	0	0	39,000
428	PED/BIKE	086-591-001	MONTROSE	**SRTS IN** CONNECTING NEIGHBORHOODS IN W & S MONTROSE TO ELEMENTARY SCHOOL & EXISTING SYSTEM OF SIDEWALKS & TRAILS (2008 SOLICITATION)	0.0	BT	PED/BIKE IMPROVEMENT	SRTS	200,000	175,000	0	0	0	25,000
429	PED/BIKE	092-090-036	MNDNR	CONSTRUCT 2.4 MI OF GLACIAL LAKES TRAIL BETWEEN RICHMOND & 178TH AVE W OF COLD SPRING	2.4	EN	PEDESTRIAN BIKE TRAIL	TEA	400,000	199,104	0	0	0	200,896
430	PED/BIKE	092-090-037	MNDNR	**MN 174** CONSTRUCT BIKE/PED EXTENSION TO PAUL BUNYAN TRAIL, MISSISSIPPI RIVER BRIDGE TRAIL TO CROW WING STATE PARK	6.5	BT	PEDESTRIAN BIKE TRAIL	HPP	855,015	684,012	0	0	0	171,003
431	LOCAL 999	098-080-041	NISSWA	LOCAL COST PARTICIPATION ON TH 371 RECONSTRUCTION PROJECT (SP 1810-98) & CROW WING CSAH 18 NEW ALIGNMENT PROJECT (SP 018-618-009) THROUGH CITY OF NISSWA (TRLF PROJECT)	1.4	AM	RIGHT OF WAY	TRLF	1,035,000	0	0	0	0	1,035,000
432	LOCAL 999	108-591-002	BRAINERD	**SRTS ** CITY OF BAXTER -CONDUCT FEASIBILITY STUDY FOR A MULTI-USE TRAIL/SIDEWALK ON FAIRVIEW ROAD	0.0	PL	PLANNING	SRTS	10,000	10,000	0	0	0	0

Seq #	Route		Agency	Description	Miles	Program	Type of Work	Proposed		FHWA	AC	FTA	TH	Other
	System	Project Number						Funds	Total					
433	PED/BIKE	162-090-005	ST CLOUD	EXTEND BEAVER ISLAND BIKE/PED TRAIL, ST CLOUD CIVIC CENTER NORTH TO 5TH AVENUE ALONG MISSISSIPPI RIVER IN ST CLOUD	0.2	EN	PEDESTRIAN BIKE TRAIL	TEA	3,050,000	493,465	0	0	0	2,556,535
434	MSAS 101	162-101-012AC	ST CLOUD	**MN122** 10TH ST BRIDGE APPROACH WORK, 5TH AVE TO 1ST AVE (AC PAYBACK 1 OF 1)	0.6	RC	GRADE AND SURFACE	STP	601,439	601,439	0	0	0	0
435	CITY	230-113-001	BAXTER	CONSTRUCT RAILROAD-HIGHWAY GRADE CROSSING ON NEW ALIGNMENT AT CYPRESS DRIVE IN BAXTER, INCL SIGNAL & GATES	0.0	MC	RAILROAD SURF/SIGNALS	STP	303,000	242,400	0	0	0	60,600
436	I 94	242-010-003	ALBERTVILLE	CONSTRUCT WRIGHT CSAH 19/37 COLLECTOR DISTRIBUTOR INTERCHANGE INTERCONNECT IN ALBERTVILLE (CHAPTER 152 BOND GM INTERCHANGE PROGRAM; TRLF PROJECT FOR \$4,113,700) (\$5,440,000 BOND DOLLARS ON ASSOC SP 8680-145)	1.0	MC	GRADE AND SURFACE	TRLF	4,113,700	0	0	0	0	4,113,700
437	MN 6	1802-48	MNDOT	**BR4M** W. OF TH 210 IN CROSBY TO BR. #18001 OVER THE MISSISSIPPI RIVER, MILL & OVERLAY	4.6	RS	MILL & OVERLAY	STP	1,000,000	800,000	0	0	200,000	0
438	US 10	7102-122	MNDOT	0.2 MI E OF JCT TH 24 IN CLEAR LAKE TO 0.2 MI W OF JCT TH 25 IN BIG LAKE (WB), UNBONDED CONCRETE OVERLAY, INCL SHOULDER PAVING & RUMBLE STRIPS	14.4	RC	UNBONDED CONCRETE OVERLAY	NHS	13,682,378	9,061,589	0	0	682,378	3,938,411
439	US 10	7102-128	MNDOT	RAILROAD PREEMPTION UPGRADES AT MAIN ST AND AT JACKSON ST IN ELK RIVER	0.0	SC	RR X-ING IMPROVEMENTS	SF	300,000	0	0	0	300,000	0
440	US 10	8001-38	MNDOT	**ELLA** WADENA/OTTER TAIL CO LINE TO BEGIN 4-LANE E OF WADENA, MILL & OVERLAY, PAVE SHOULDERS, UPGRADE PED RAMPS	3.5	RS	MILL AND OVERLAY	SF	1,298,209	0	0	0	1,298,209	0
441	MN 15	7321-47	MNDOT	**BP09** CONSTRUCT NEW INTERCHANGE AT JCT STEARNS CO. CSAH 120 IN ST. CLOUD & SARTELL, INCL. NEW BR #73017 (CHAPTER 36 BOND-GM INTERCHANGE PROGRAM)	0.3	MC	GRADE,SURFACE & BRIDGE	SB BF	17,500,000	0	0	0	4,500,000	13,000,000
442	MN 18	0102-23	MNDOT	REPLACE BR #762 OVER SEASTADE CREEK, 5.4 MI. W OF MALMO	0.0	BR	BRIDGE REPLACEMENT	SF	265,000	0	0	0	265,000	0
443	MN 22	7326-14	MNDOT	JCT TH 55 IN EDEN VALLEY TO JCT TH 23 IN RICHMOND (EXEMPT RP 162.088 TO 162.396, AND RP 166.026 TO 166.172), MILL & OVERLAY INCL PAVE SHOULDERS	10.2	RS	MILL AND OVERLAY	SF	3,000,000	0	0	0	3,000,000	0
444	MN 23	0503-75AC1	MNDOT	JCT TH 95 E OF ST CLOUD TO JCT TH 25 IN FOLEY, CONSTRUCT 4-LANE EXPRESSWAY; AND CONSTRUCT BRIDGE #05017; AND FROM JCT TH 25 IN FOLEY TO 1.7 MI E, MILL AND OVERLAY, UPGRADE PED RAMPS (AC PAYBACK 1 OF 2)	8.3	MC	GRADE,SURFACE & BRIDGE	NHS	15,834,444	15,834,444	0	0	0	0

Seq #	Route System	Project Number	Agency	Description	Miles	Program	Type of Work	Proposed Funds	Total	FHWA	AC	FTA	TH	Other
445	MN 23	0503-84	MNDOT	AESTHETICS FOR NEW BRIDGE # 73014 (GRANITE CITY BRIDGE) OVER MISSISSIPPI RIVER IN ST. CLOUD	0.2	RB	LANDSCAPING	SF	100,000	0	0	0	100,000	0
446	MN 23	7305-118	MNDOT	**BR4M** FROM 0.5 MI. W. OF I-94 TO 1.5 MI. E. OF I-94 IN WAITE PARK, MILL & OVERLAY	2.0	RS	MILL & OVERLAY	STP	553,411	442,729	0	0	110,682	0
447	MN 23	7306-95	MNDOT	N JCT TH 15 TO 19 1/2 ST IN ST CLOUD (EB & WB), MILL & OVERLAY	1.1	RS	MILL AND OVERLAY	NHS	1,689,000	1,351,200	0	0	337,800	0
448	MN 27	3309-14	MNDOT	S. JCT TH 47 S OF ISLE TO JCT TH 65, MILL & OVERLAY, PAVE SHOULDERS	7.2	RS	MILL AND OVERLAY	SF	1,895,628	0	0	0	1,895,628	0
449	MN 29	8002-07	MNDOT	**ELLA** JCT TH 210 TO JCT TH 71 IN WADENA, MILLING & RESURFACING (ATP-3 PORTION, TIED TO 5609-09, DISTRICT 4)	14.2	RC	MILL AND OVERLAY	SF	305,565	0	0	0	305,565	0
450	MN 47	3001-24	MNDOT	FROST-HEAVE TREATMENT NORTH OF BRADFORD	0.2	RC	SPOT IMPROVEMENT	SF	409,000	0	0	0	409,000	0
451	I 94	7380-221	MNDOT	REPLACE TYPE A & OVERHEAD SIGNS, DOUGLAS/TODD CO LINE TO WRIGHT/HENNEPIN CO LINE; AND TYPE A SIGNS ON TH 10 FROM ST. CLOUD TO LITTLE FALLS AND ON TH 15 IN BENTON CO	90.7	SC	SIGNING	SF	500,000	0	0	0	500,000	0
452	I 94	7380-222	MNDOT	0.7 MI. E. OF ALBANY TO END OF EB ENTRANCE RAMP AT STEARNS CO CR 159 AT COLLEGEVILLE (EB & WB), MILL & OVERLAY, PAVE SHOULDERS	7.9	RS	MILL AND OVERLAY	IM	5,339,994	4,805,995	0	0	533,999	0
453	I 94	7380-73804A	MNDOT	REPAIR RAILING, APPROACH PANEL, MILL & OVERLAY BR #73804 UNDER TH 71 IN SAUK CENTRE	0.0	BI	BRIDGE REPAIR	SF	427,000	0	0	0	427,000	0
454	I 94	8680-145	MNDOT	**BP08** CONSTRUCT WRIGHT CO. CSAH 19/37 COLLECTOR DISTRIBUTOR INTERCHANGE INTERCONNECT IN ALBERTVILLE (CHAP 152 BOND GM INTERCHANGE PROGRAM; DISTRICT COST PARTICIPATION)	1.0	MC	GRADE AND SURFACE	SF BF	5,690,000	0	0	0	250,000	5,440,000
455	US 169	4814-51	MNDOT	END OF 4-LANE N OF RESERVATION TO MILLE LAC CO CR 25, CONSTRUCT LTLS AT WAGADAANKI RD, MNDNR RD, TIMBER TRAILS RD, & PINE CENTER RD, INCL LIGHTING	1.8	SC	TURN LANES	SF	1,580,720	0	0	0	1,580,720	0
456	US 169	7106-74	MNDOT	JCT. TH 10 IN ELK RIVER TO 0.18 MI. S. OF 225TH AVE., MILL & OVERLAY, PAVE SHOULDERS, EXTEND TURN LANES	5.7	RS	MILL AND OVERLAY	NHS	4,781,224	3,824,979	0	0	956,245	0
457	US 169	7106-74S	MNDOT	JCT. TH 10 IN ELK RIVER TO 0.18 MI. S. OF 225TH AVE., MILL & OVERLAY, PAVE SHOULDERS, EXTEND TURN LANES (HSIP PROJECT)	5.7	SH	TURN LANES	HSIP	250,000	225,000	0	0	25,000	0

Seq #	Route System	Project Number	Agency	Description	Miles	Program	Type of Work	Proposed Funds	Total	FHWA	AC	FTA	TH	Other
458	US 169	7106-82	MNDOT	**BR4M** 0.2 MI. N. 219TH AVE. TO SHERBURNE CO. CSAH 4 IN ZIMMERMAN, MILL & OVERLAY	8.2	RS	MILL AND OVERLAY	SF	2,213,000	0	0	0	2,213,000	0
459	MN 238	7323-10	MNDOT	**BR4M** IN ALBANY, ON 8th STREET (MN 238) FROM I-94 TO RAILROAD AVENUE, MILL AND OVERLAY AND: FROM 8TH STREET (MN 238) TO 1ST STREET, RECONSTRUCT	0.8	AM	GRADE AND SURFACE	SF BF	1,600,000	0	0	0	100,000	1,500,000
460	MN 301	7109-06	MNDOT	**BR4M** TH 10 TO JCT. CSAH 8 IN ST. CLOUD, MN STATE REFORMATORY, MILL & OVERLAY	1.1	RS	MILL & OVERLAY	STP	265,000	212,000	0	0	53,000	0
461	MN 371	1116-26	MNDOT	JCT CROW WING CO CSAH 18 IN NISSWA TO 0.7 MI N OF CASS CO CSAH 42 IN PINE RIVER, MILL & OVERLAY, PAVE SHOULDERS & INSTALL RUMBLE STRIPS	16.3	RS	MILL AND OVERLAY	NHS	5,314,216	4,251,373	0	0	1,062,843	0
462	MN 371	1809-88	MNDOT	**ADA** ACCESSIBILITY IMPROVEMENTS ON TH 371 AND TH 210 IN BRAINERD-BAXTER AREA	0.0	NA	SPOT IMPROVEMENT	SF	250,000	0	0	0	250,000	0
463	MN 371	1810-98	MNDOT	TH 371 NORTH STAGE 1: 0.8 M S OF CROW WING CO CSAH 18 TO 0.5 MI N OF CROW WING CO CSAH 18 IN NISSWA	1.4	MC	GRADE AND SURFACE	NHS	5,000,000	4,000,000	0	0	1,000,000	0
464	MN 999	8823-145	MNDOT	DISTRICTWIDE INTERSECTION LIGHTING AT VARIOUS TRUNK HIGHWAY/TRUNK HIGHWAY INTERSECTIONS (HSIP PROJECT)	0.0	SH	LIGHTING	HSIP	466,667	420,000	0	0	46,667	0
465	MN 999	8823-148	MNDOT	DISTRICTWIDE RUMBLESTRIPS/SIGNING/MARKINGS PROJECT (HSIP PROJECT)	0.0	SH	RUMBLE STRIPS	HSIP	237,777	213,999	0	0	23,778	0
466	MN 999	8823-250	MNDOT	DISTRICTWIDE SIGNAL COORDINATION PROJECT (HSIP PROJECT)	0.0	SH	TRAFFIC SIGNAL REVISION	HSIP	290,000	261,000	0	0	29,000	0
467	MN 999	8803-RW-12	MNDOT	DISTRICTWIDE SET ASIDES - RIGHT-OF-WAY - 2012	0.0	RW	RIGHT OF WAY	SF	4,500,000	0	0	0	4,500,000	0
468	MN 999	8803-SAS-12	MNDOT	DISTRICTWIDE SETASIDES - 2012	0.0	NA	MISCELLANEOUS	SF	13,030,000	0	0	0	13,030,000	0
469	LOCAL 999	8803-SHL-12	MNDOT	DISTRICTWIDE SETASIDES - HIGHWAY SAFETY IMPROVEMENT PROGRAM - 2012	0.0	SH	SAFETY TARGET	HSIP	28,664	25,798	0	0	0	2,866
									\$169,894,851	\$66,577,523	\$1,130,137	\$6,727,612	\$39,985,514	\$56,604,202

Seq #	Route System	Project Number	Agency	Description	Miles	Program	Type of Work	Proposed Funds	Total	FHWA	AC	FTA	TH	Other
470	BB	TRF-0042-13	MNDOT	SECT 5311: CITY OF PINE RIVER TRANSIT OPERATING ASSISTANCE	0.0	OB	OPERATE BUS	FTA	81,452	0	0	24,850	0	56,602
471	BB	TRF-0048-13A	METRO BUS	SECT 5307: DIAL A RIDE TRANSIT SERVICE OPERATING ASSISTANCE	0.0	B9	OPERATE BUS	LF	2,900,000	0	0	0	0	2,900,000
472	BB	TRF-0048-13B	METRO BUS	SECT 5307: FIXED ROUTE TRANSIT SERVICE OPERATING ASSISTANCE	0.0	B9	OPERATE BUS	FTA	7,632,902	0	0	891,000	0	6,741,902
473	BB	TRF-0048-13D	METRO BUS	SECT 5307: TRANSIT CAPITAL PURCHASES, OFFICE EQUIPMENT & COMPUTERS	0.0	B9	BUS GRANT CAPITAL IMPROVEMENT	FTA	25,000	0	0	20,000	0	5,000
474	BB	TRF-0048-13E	METRO BUS	SECT 5307: TRANSIT CAPITAL PURCHASES, MAINTENANCE TOOLS & EQUIPMENT	0.0	B9	BUS GRANT CAPITAL IMPROVEMENT	FTA	10,000	0	0	8,000	0	2,000
475	BB	TRF-0048-13EE	METRO BUS	SECT 5309: ST CLOUD TRANSIT CAPITAL PURCHASES, 18 LARGE BUSES	0.0	B3	PURCHASE BUS	FTA	8,100,000	0	0	6,480,000	0	1,620,000
476	BB	TRF-0048-13F	METRO BUS	SECT 5307: TRANSIT CAPITALIZED PREVENTIVE MAINTENANCE	0.0	B9	BUS GRANT CAPITAL IMPROVEMENT	FTA	818,669	0	0	654,935	0	163,734
477	BB	TRF-0048-13-JA	METRO BUS	SECT 5316: JARC URBAN ST. CLOUD METRO BUS -FR BUS SERVICE	0.0	JA	BUS GRANT	FTA	150,000	0	0	75,000	0	75,000
478	BB	TRF-0048-13-NA	METRO BUS	SECT 5317: NEW FREEDOM URBAN - ST. CLOUD METRO BUS - TRAVEL TRAINING	0.0	NF	BUS GRANT	FTA	100,000	0	0	80,000	0	20,000
479	BB	TRF-0048-13NS	METRO BUS	TRANSIT OPERATING ASSISTANCE, NORTHSTAR LINK COMMUTER BUS	0.0	B9	OPERATE BUS	FTA	500,000	0	0	100,000	0	400,000
480	BB	TRF-0048-13O	METRO BUS	SECT 5307: TRANSIT CAPITAL PURCHASES, 2 SMALL BUSES	0.0	B9	BUS GRANT CAPITAL IMPROVEMENT	FTA	280,000	0	0	224,000	0	56,000
481	BB	TRF-0048-13Q	METRO BUS	SECT 5307: PURCHASE OPERATIONS VEHICLE	0.0	B9	BUS GRANT CAPITAL IMPROVEMENT	FTA	20,000	0	0	16,000	0	4,000
482	BB	TRF-0048-13V	METRO BUS	SECT 5307: TRANSIT CAPITAL PURCHASES, BUS SHELTER AMENITY PROGRAM	0.0	B9	BUS GRANT CAPITAL IMPROVEMENT	FTA	20,000	0	0	16,000	0	4,000
483	BB	TRF-0048-13W	METRO BUS	SECT 5307: TRANSIT CAPITAL PURCHASES, ITS PROJECTS	0.0	B9	BUS GRANT CAPITAL IMPROVEMENT	FTA	25,000	0	0	20,000	0	5,000

Seq #	Route System	Project Number	Agency	Description	Miles	Program	Type of Work	Proposed Funds	Total	FHWA	AC	FTA	TH	Other
484	BB	TRF-0055-13	MNDOT	SECT 5311: RIVER RIDER TRANSIT OPERATING ASSISTANCE	0.0	OB	OPERATE BUS	FTA	920,297	0	0	238,000	0	682,297
485	BB	TRF-0057-13	MNDOT	SECT 5311: TRI-CAP TRANSIT OPERATING ASSISTANCE	0.0	OB	OPERATE BUS	FTA	1,041,945	0	0	290,500	0	751,445
486	BB	TRF-0057-13-NA	MNDOT	SECT 5317: NEW FREEDOM RURAL FUNDS- TRI-COUNTY ACTIONS PROGRAMS, INC. - MOBILITY MANAGEMENT	0.0	NF	BUS GRANT	FTA	87,500	0	0	70,000	0	17,500
487	BB	TRF-0057-13-NB	MNDOT	SECT 5317: NEW FREEDOM RURAL FUNDS- TRI-COUNTY ACTIONS PROGRAMS, INC. - MOBILITY MANAGEMENT	0.0	NF	BUS GRANT	FTA	190,000	0	0	95,000	0	95,000
488	BB	TRF-3449-13	MNDOT	SECT 5311: CROW WING CO/CITY OF BRAINERD TRANSIT OPERATING ASSISTANCE	0.0	OB	OPERATE BUS	FTA	828,267	0	0	225,400	0	602,867
489	BB	TRF-7068-13	MNDOT	SECT 5311: ISANTI/CHISAGO TRANSIT OPERATING ASSISTANCE	0.0	OB	OPERATE BUS	FTA	979,534	0	0	255,150	0	724,384
490	BB	TRF-7077-13	MNDOT	SECT 5311: TIMBER TRAILS TRANSIT OPERATING ASSISTANCE	0.0	OB	OPERATE BUS	FTA	538,426	0	0	149,450	0	388,976
491	BB	TRF-9018-13	MNDOT	SECT 5311: WADENA CO OPERATING ASSISTANCE	0.0	OB	OPERATE BUS	FTA	389,275	0	0	110,600	0	278,675
492	BB	TRS-0055-13	MNDOT	RIVER RIDER, PURCHASE ONE BUS (CLASS 400)	0.0	TR	PURCHASE BUS	STP	72,000	57,600	0	0	0	14,400
493	BB	TRS-0057-13	MNDOT	TRI-CAP, PURCHASE ONE BUS (CLASS 500)	0.0	TR	PURCHASE BUS	STP	121,000	96,800	0	0	0	24,200
494	BB	TRS-3449-13	MNDOT	CITY OF BRAINERD, PURCHASE ONE BUS (CLASS 400)	0.0	TR	PURCHASE BUS	STP	72,000	57,600	0	0	0	14,400
495	BB	TRS-7068-13	MNDOT	ISANTI CO, PURCHASE ONE BUS (CLASS 400)	0.0	TR	PURCHASE BUS	STP	70,000	56,000	0	0	0	14,000
496	BB	TRS-7077-13	MNDOT	TIMBER TRAILS TRANSIT, PURCHASE ONE BUS (CLASS 400)	0.0	TR	PURCHASE BUS	STP	70,000	56,000	0	0	0	14,000
497	BB	TRS-9018-13	MNDOT	WADENA CO, PURCHASE ONE BUS (CLASS 400)	0.0	TR	PURCHASE BUS	STP	70,000	56,000	0	0	0	14,000
498	RR	86-00128	MNDOT	INSTALL GATES AT 13TH AVE, MUN 2 IN HOWARD LAKE	0.0	SR	RAILROAD SIGNALS	STP	350,000	175,000	0	0	0	175,000
499	CR 73	005-596-005	BENTON COUNTY	BENTON CSAH 2 TO TH 10, RECLAIM & RESURFACE, INCL. SHOULDERS	3.0	RD	BITUMINOUS RECLAMATION	STP	465,000	372,000	0	0	0	93,000
500	CSAH 6	005-606-018	BENTON COUNTY	TH 23 IN RONNEBY TO CO RD 69, GRADE, BASE & BITUMINOUS	6.5	RC	GRADE AND SURFACE	STP	1,486,000	1,188,800	0	0	0	297,200
501	CSAH 8	011-608-014	CASS COUNTY	TH 200 TO CASS CO CR 157, MILL & OVERLAY	5.4	RS	MILL AND OVERLAY	STP	1,000,000	800,000	0	0	0	200,000

Seq #	Route System	Project Number	Agency	Description	Miles	Program	Type of Work	Proposed Funds	Total	FHWA	AC	FTA	TH	Other
502	CSAH 14	018-614-014	CROW WING COUNTY	TH 6 TO AITKIN CO LINE, RESURFACING, INCL SHOULDER PAVING, CURB & GUTTER REPLACEMENT & SAFETY IMPROVEMENTS	3.2	RS	MILL AND OVERLAY	STP	880,000	704,000	0	0	0	176,000
503	LOCAL 999	049-070-010	MORRISON COUNTY	INSTALL INTERSECTION LIGHTING AT VARIOUS LOCATIONS IN MORRISON COUNTY	0.0	SH	LIGHTING	HSIP	115,000	103,500	0	0	0	11,500
504	CSAH 1	049-601-017	MORRISON COUNTY	CSAH 12 TO TH 27, RECONDITIONING & CULVERT TREATMENTS	5.9	RD	MILL AND OVERLAY	STP	1,080,000	864,000	0	0	0	216,000
505	CR 134	073-596-006AC2	STEARNS COUNTY	GRADING, AGG BASE, BITUMINOUS SURFACING, CURB & GUTTER, DRAINAGE, SIGNING & STRIPING, BR. #73571 AND APPURTENANT WORK ON STEARNS CR 134 FROM STEARNS CSAH 4 TO 350 FT. S OF WEST OAKS DR & ON STEARNS CR 134 FROM DRIFTWOOD RD TO RILLA RD (AC PAYBACK 2 OF 2)	0.5	MC	GRADE, SURFACE &	STP	1,030,093	1,030,093	0	0	0	0
506	CSAH 13	073-613-024	STEARNS COUNTY	TH 55 TO CSAH 27, RECLAIM & RESURFACE, INCL SHOULDER PAVING	7.2	RD	BITUMINOUS RECLAMATION	STP	1,300,000	1,040,000	0	0	0	260,000
507	LOCAL 999	077-070-005	TODD COUNTY	INSTALL INTERSECTION LIGHTING AT VARIOUS LOCATIONS IN TODD COUNTY	0.0	SH	LIGHTING	HSIP	67,800	61,020	0	0	0	6,780
508	CSAH 23	077-623-005	TODD COUNTY	0.5 MI N OF CSAH 24 TO TH 210, RECONSTRUCTION, INCL SHOULDER WIDENING & SAFETY IMPROVEMENTS	4.6	RC	GRADE AND SURFACE	STP	966,000	772,800	0	0	0	193,200
509	CSAH 8	080-608-001	WADENA COUNTY	W CO LINE TO 0.14 MI W OF TH 71, MILL & OVERLAY, INCL SHOULDER PAVING	2.9	RS	MILL AND OVERLAY	STP	440,000	352,000	0	0	0	88,000
510	LOCAL 999	086-070-007	WRIGHT COUNTY	INSTALL RUMBLE STRIPS AT VARIOUS LOCATIONS IN WRIGHT COUNTY	16.9	SH	STRIPING	HSIP	50,476	45,428	0	0	0	5,048
511	LOCAL 999	086-070-008	WRIGHT COUNTY	INSTALL LIGHTING AT VARIOUS LOCATIONS IN WRIGHT COUNTY	0.0	SH	LIGHTING	HSIP	180,000	162,000	0	0	0	18,000
512	CSAH 75	086-675-018	WRIGHT COUNTY	OTTER CREEK IN MONTICELLO TO WEST CO. LINE, RECLAIM & RESURFACE , INCL SHOULDER PAVING	5.6	RD	BITUMINOUS RECLAMATION	STP	3,500,000	1,351,828	0	0	0	2,148,172
513	LOCAL 999	088-070-029	KANABEC/ISANTI	INSTALL CHEVRONS IN KANABEC AND ISANTI COUNTIES	16.9	SH	SIGNING	HSIP	366,300	329,670	0	0	0	36,630
514	PED/BIKE	245-090-002	ISANTI	CONSTRUCT TRAIL FROM 8TH AVE. SE TO 6TH AVE. SE & FROM RICHARD AVE. NE TO CREDIT UNION DR. NE IN ISANTI	0.6	EN	PEDESTRIAN BIKE TRAIL	TEA	488,134	150,000	0	0	0	338,134
515	US 10	0501-29	MNDOT	TH 10 AND TH 23 INTERCHANGE AREA, RESURFACING	1.2	RS	BITUMINOUS OVERLAY	SF	1,600,000	0	0	0	1,600,000	0
516	US 10	0502-96	MNDOT	**SAM** JCT BENTON CO CSAH 2 IN RICE, CONSTRUCT NEW INTERCHANGE	1.0	MC	GRADE AND BRIDGE	BF	17,930,000	0	0	0	0	17,930,000

Seq #	Route System	Project Number	Agency	Description	Miles	Program	Type of Work	Proposed Funds	Total	FHWA	AC	FTA	TH	Other
517	US 10	7101-61M	MNDOT	SHERBURNE/ANOKA COUNTY LINE TO JCT TH 169 S IN ELK RIVER, MILL & OVERLAY, PAVE SHOULDERS	3.2	RS	MILL AND OVERLAY	SF	3,977,047	0	0	0	3,977,047	0
518	MN 15	7321-48	MNDOT	INSTALL TRAFFIC QUEUE DETECTION SYSTEM BETWEEN 3RD ST. AND 8TH ST. IN ST. CLOUD (HSIP PROJECT)	0.5	SH	TRAFFIC SIGNAL REVISION	HSIP	200,000	180,000	0	0	20,000	0
519	MN 23	0503-75AC2	MNDOT	JCT TH 95 E OF ST CLOUD TO JCT TH 25 IN FOLEY, CONSTRUCT 4 LANE; AND FROM JCT TH 25 IN FOLEY TO 1.7 MI E, MILL & OVERLAY, UPGRADE RAMPS (AC PAYBACK, 2 of 2)	10.8	MC	GRADE,SURFACE & BRIDGE	NHS	4,827,778	4,827,778	0	0	0	0
520	MN 23	8823-242	MNDOT	UPGRADE SIGNING FROM PAYNESVILLE TO RICHMOND AND MILACA TO TH 107	53.0	SC	SIGNING	SF	400,000	0	0	0	400,000	0
521	MN 28	7307-12	MNDOT	POPE/STEARNS CO LN TO S JCT TH 71, MILL & OVERLAY, PAVE SHOULDERS	9.0	RS	MILL AND OVERLAY	SF	2,298,292	0	0	0	2,298,292	0
522	MN 47	3002-13	MNDOT	INSTALL TRAFFIC SIGNAL AT JCT TH 95 IN ISANTI CO (HSIP PROJCT)	0.6	SH	INTERSECTION IMPROVEMENT	HSIP	600,000	540,000	0	0	60,000	0
523	I 94	8680-158	MNDOT	**ELLA** CONSTRUCT WB RIGHT SHOULDER AUXILIARY LANE BETWEEN WRIGHT CSAH 18 TO TH 25 AT MONTICELLO	1.3	SC	GRADE AND SURFACE	IM	2,940,000	2,646,000	0	0	294,000	0
524	I 94	8680-162	MNDOT	ON WBL, FM CROW RIVER BRIDGE (BR #27942) AT WRIGHT/HENNEPIN CO LINE TO ENTRANCE RAMP AT TH 25 IN MONTICELLO; ON EBL, FM EB EXIT RAMP AT TH 25 TO BR #86819; AND FROM EXIT RAMP AT WRIGHT CSAH 19 TO ENTRANCE RAMP AT CSAH 37 IN ALBERTVILLE, BITUMINOUS OVERLAY	11.7	RS	BITUMINOUS OVERLAY	IM	6,721,455	6,049,310	0	0	672,145	0
525	MN 95	8823-248	MNDOT	SIGN REPLACEMENT FROM JCT. TH 23 TO ISANTI/CHISAGO LINE	52.2	SC	SIGNING	SF	400,000	0	0	0	400,000	0
526	US 169	4812-82	MNDOT	ON NBL, FROM 0.7 MI. N. OF MILLE LACS CO. CSAH 9 N. OF MILACA TO 0.2 MI. N. OF MILLE LACS CO. CR 103 S. OF ONAMIA, MILL & OVERLAY	16.9	RS	MILL AND OVERLAY	SF	2,950,806	0	0	0	2,950,806	0
527	US 169	4812-83	MNDOT	ON SBL, FM 0.6 MI N OF MILLE LACS CO CSAH 36 TO BEGIN CONCRETE SECTION N OF RUM RIVER REST AREA, BITUMINOUS OVERLAY	9.8	RS	MILL AND OVERLAY	NHS	2,727,397	2,181,918	0	0	545,479	0
528	MN 999	8823-140	MNDOT	DISTRICTWIDE RR PRE-EMPTION UPGRADE PROJECT	0.0	SC	TRAFFIC SIGNAL REVISION	SF	300,000	0	0	0	300,000	0
529	MN 999	8803-ADA-13	MNDOT	**ADA** DISTRICTWIDE SETASIDES ADA IMPROVEMENTS - 2013	0.0	NA	SPOT IMPROVEMENT	STP	250,000	200,000	0	0	50,000	0
530	MN 999	8803-RW-13	MNDOT	DISTRICTWIDE SET ASIDES - RIGHT-OF-WAY - 2013	0.0	RW	RIGHT OF WAY	SF	4,100,000	0	0	0	4,100,000	0

ATP: 3
 Fiscal Year: 2013

STIP for FY 2012-2015

Seq #	Route		Agency	Description	Miles	Program	Type of Work	Proposed		FHWA	AC	FTA	TH	Other
	System	Project Number						Funds	Total					
531	MN 999	8803-SAS-13	MNDOT	DISTRICTWIDE SETASIDE - 2013	0.0	NA	MISCELLANEOUS	SF	13,510,000	0	0	0	13,510,000	0
532	LOCAL 999	8803-SHL-13	MNDOT	DISTRICTWIDE SETASIDES - HIGHWAY SAFETY IMPROVEMENT PROGRAM - 2013	0.0	SH	SAFETY TARGET	HSIP	1,298,857	1,168,971	0	0	0	129,886
533	MN 999	8803-SHS-13	MNDOT	DISTRICTWIDE SETASIDES - DISTRICT 3 HSIP SHARE - 2013	0.0	SH	SAFETY TARGET	HSIP	444,444	400,000	0	0	44,444	0
									\$107,354,146	\$28,076,116	\$0	\$10,043,885	\$31,222,213	\$38,011,932

Seq #	Route System	Project Number	Agency	Description	Miles	Program	Type of Work	Proposed Funds	Total	FHWA	AC	FTA	TH	Other
534	BB	TRF-0042-14	MNDOT	SECT 5311: CITY OF PINE RIVER TRANSIT OPERATING ASSISTANCE	0.0	OB	OPERATE BUS	FTA	83,773	0	0	24,850	0	58,923
535	BB	TRF-0048-14A	METRO BUS	SECT 5307: DIAL A RIDE TRANSIT SERVICE OPERATING ASSISTANCE	0.0	B9	OPERATE BUS	LF	3,000,000	0	0	0	0	3,000,000
536	BB	TRF-0048-14B	METRO BUS	SECT 5307: FIXED ROUTE TRANSIT SERVICE OPERATING ASSISTANCE	0.0	B9	OPERATE BUS	FTA	8,521,960	0	0	891,000	0	7,630,960
537	BB	TRF-0048-14D	METRO BUS	SECT 5307: TRANSIT CAPITAL PURCHASES, OFFICE EQUIPMENT & COMPUTERS	0.0	B9	BUS GRANT CAPITAL IMPROVEMENT	FTA	25,000	0	0	20,000	0	5,000
538	BB	TRF-0048-14E	METRO BUS	SECT 5307: TRANSIT CAPITAL PURCHASES, MAINTENANCE TOOLS & EQUIPMENT	0.0	B9	BUS GRANT CAPITAL IMPROVEMENT	FTA	10,000	0	0	8,000	0	2,000
539	BB	TRF-0048-14EE	METRO BUS	SECT 5309: ST CLOUD TRANSIT CAPITAL PURCHASES, 5 LARGE BUSES	0.0	B3	PURCHASE BUS	FTA	2,250,000	0	0	1,800,000	0	450,000
540	BB	TRF-0048-14F	METRO BUS	SECT 5307: TRANSIT CAPITALIZED PREVENTIVE MAINTENANCE	0.0	B9	BUS GRANT CAPITAL IMPROVEMENT	FTA	839,918	0	0	671,934	0	167,984
541	BB	TRF-0048-14-JA	METRO BUS	SECT 5316: JARC URBAN ST. CLOUD METRO BUS -FR BUS SERVICE	0.0	JA	BUS GRANT	FTA	100,000	0	0	80,000	0	20,000
542	BB	TRF-0048-14-NA	METRO BUS	SECT 5317: NEW FREEDOM URBAN - ST. CLOUD METRO BUS - TRAVEL TRAINING	0.0	NF	BUS GRANT	FTA	150,000	0	0	75,000	0	75,000
543	BB	TRF-0048-14NS	METRO BUS	TRANSIT OPERATING ASSISTANCE, NORTHSTAR LINK COMMUTER BUS	0.0	B9	OPERATE BUS	FTA	500,000	0	0	100,000	0	400,000
544	BB	TRF-0048-14O	METRO BUS	SECT 5307: TRANSIT CAPITAL PURCHASES, 2 SMALL BUSES	0.0	B9	BUS GRANT CAPITAL IMPROVEMENT	FTA	320,000	0	0	256,000	0	64,000
545	BB	TRF-0048-14V	METRO BUS	SECT 5307: TRANSIT CAPITAL PURCHASES, BUS SHELTER AMENITY PROGRAM	0.0	B9	BUS GRANT CAPITAL IMPROVEMENT	FTA	25,000	0	0	20,000	0	5,000
546	BB	TRF-0048-14W	METRO BUS	SECT 5307: TRANSIT CAPITAL PURCHASE, ITS PROJECTS	0.0	B9	BUS GRANT CAPITAL IMPROVEMENT	FTA	25,000	0	0	20,000	0	5,000
547	BB	TRF-0055-14	MNDOT	SECT 5311: RIVER RIDER TRANSIT OPERATING ASSISTANCE	0.0	OB	OPERATE BUS	FTA	946,525	0	0	238,000	0	708,525
548	BB	TRF-0057-14	MNDOT	SECT 5311: TRI-CAP TRANSIT OPERATING ASSISTANCE	0.0	OB	OPERATE BUS	FTA	1,071,641	0	0	290,500	0	781,141

Seq #	Route System	Project Number	Agency	Description	Miles	Program	Type of Work	Proposed Funds	Total	FHWA	AC	FTA	TH	Other
549	BB	TRF-0057-14-NA	MNDOT	SECT 5317: NEW FREEDOM RURAL FUNDS - TRI-COUNTY ACTIONS PROGRAMS, INC. - MOBILITY MANAGEMENT	0.0	NF	BUS GRANT	FTA	87,500	0	0	70,000	0	17,500
550	BB	TRF-0057-14-NB	MNDOT	SECT 5317: NEW FREEDOM RURAL FUNDS - TRI-COUNTY ACTIONS PROGRAMS, INC. - MOBILITY MANAGEMENT	0.0	NF	BUS GRANT	FTA	190,000	0	0	95,000	0	95,000
551	BB	TRF-3449-14	MNDOT	SECT 5311: CROW WING CO/CITY OF BRAINERD TRANSIT OPERATING ASSISTANCE	0.0	OB	OPERATE BUS	FTA	851,873	0	0	225,400	0	626,473
552	BB	TRF-7068-14	MNDOT	SECT 5311: ISANTI/CHISAGO TRANSIT OPERATING ASSISTANCE	0.0	OB	OPERATE BUS	FTA	1,007,451	0	0	255,150	0	752,301
553	BB	TRF-7077-14	MNDOT	SECT 5311: TIMBER TRAILS TRANSIT OPERATING ASSISTANCE	0.0	OB	OPERATE BUS	FTA	553,772	0	0	149,450	0	404,322
554	BB	TRF-9018-14	MNDOT	SECT 5311: WADENA CO OPERATING ASSISTANCE	0.0	OB	OPERATE BUS	FTA	400,369	0	0	110,600	0	289,769
555	BB	TRS-0042-14	MNDOT	CITY OF PINE RIVER, PURCHASE ONE BUS (CLASS 300)	0.0	TR	PURCHASE BUS	STP	60,000	48,000	0	0	0	12,000
556	BB	TRS-0055-14	MNDOT	RIVER RIDER, PURCHASE THREE BUSES (CLASS 400)	0.0	TR	PURCHASE BUS	STP	222,000	177,600	0	0	0	44,400
557	BB	TRS-0057-14	MNDOT	TRI-CAP, PURCHASE ONE BUS (CLASS 400)	0.0	TR	PURCHASE BUS	STP	74,000	59,200	0	0	0	14,800
558	BB	TRS-3449-14	MNDOT	CITY OF BRAINERD, PURCHASE ONE BUS (CLASS 400)	0.0	TR	PURCHASE BUS	STP	74,000	59,200	0	0	0	14,800
559	BB	TRS-7068-14	MNDOT	ISANTI CO, PURCHASE ONE BUS (CLASS 400)	0.0	TR	PURCHASE BUS	STP	72,000	57,600	0	0	0	14,400
560	BB	TRS-7077-14	MNDOT	TIMBER TRAILS TRANSIT, PURCHASE ONE BUS (CLASS 400)	0.0	TR	PURCHASE BUS	STP	72,000	57,600	0	0	0	14,400
561	RR	11-00111	MNDOT	INSTALL GATES AT MULTIPLE TRACKS CROSSING AT OAK AVENUE IN CASS LAKE	0.0	SR	RR X-ING IMPROVEMENTS	STP	425,000	382,500	0	0	0	42,500
562	CSAH 3	005-603-027AC	BENTON COUNTY	BENTON COUNTY CSAH 3: BENTON DRIVE TO TH 10, CONDUCT EVIRONMENTAL STUDY,(AC PAYBACK, 1 OF 1)	0.0	PL	PLANNING	STP	130,137	130,137	0	0	0	0
563	CSAH 3	005-603-028	BENTON COUNTY	**MN162**BENTON COUNTY CSAH 3: BENTON DRIVE TO TH 10, RIGHT OF WAY ACQUISITION	0.0	RW	RIGHT OF WAY	HPP	864,250	691,400	0	0	0	172,850
564	CSAH 8	018-608-010	CROW WING COUNTY	TH 18 to 7.7 MI NORTH, RESURFACING, SHOULDER PAVING, TURN LANES	7.7	RS	MILL AND OVERLAY	STP	1,275,700	791,200	0	0	0	484,500
565	CSAH 28	018-628-002	CROW WING COUNTY	CROW WING CSAH 12 TO TH 210, RESURFACING, SHOULDER PAVING, TURN LANES & CURB & GUTTER REHAB	1.5	RS	MILL AND OVERLAY	STP	350,000	280,000	0	0	0	70,000

Seq #	Route System	Project Number	Agency	Description	Miles	Program	Type of Work	Proposed Funds	Total	FHWA	AC	FTA	TH	Other
566	CSAH 4	033-604-018	KANABEC COUNTY	KANABEC CSAH 10 TO TH 47, MILL & OVERLAY	2.0	RS	MILL AND OVERLAY	STP	385,700	308,500	0	0	0	77,200
567	CSAH 12	033-612-013	KANABEC COUNTY	FROM TH 23 TO KANABEC CSAH 6, MILL & OVERLAY (AC PROJECT, AC PAYBACK IN 2015)	4.7	RS	MILL AND OVERLAY	STP	672,200	493,600	220,800	0	0	178,600
568	CSAH 4	048-604-017	MILLE LACS COUNTY	MILLE LACS CSAH 13 TO MILLE LACS CSAH 12, RECONSTRUCT INCLUDING WIDENING	4.2	RC	GRADE AND SURFACE	STP	1,369,500	415,700	0	0	0	953,800
569	CSAH 20	049-620-005	MORRISON COUNTY	FROM TH 10 TO MORRISON CSAH 3, MILL & OVERLAY	4.2	RS	MILL AND OVERLAY	STP	630,686	391,286	0	0	0	239,400
570	CSAH 15	071-615-010	SHERBURNE COUNTY	TH 10 TO NORTH INTERSECTION OF SHERBURNE CR 79, GRADE, BASE & BITUMINOUS, INCL. REALIGNMENT OF SHERBURNE CR 79 INTERSECTION	2.5	RC	GRADE AND SURFACE	STP	2,250,000	1,607,500	0	0	0	642,500
571	EN	077-595-001	TODD COUNTY	RESTORATION OF THE EXISTING DEPOT STRUCTURE IN STAPLES	0.0	EN	HISTORIC PRESERVATION	TEA	505,150	404,120	0	0	0	101,030
572	PED/BIKE	086-090-004	HANOVER	CONSTRUCT BIKE/PED TRAIL ALONG WRIGHT CSAH 34 FROM BEEBE LAKE REGIONAL PARK IN ST. MICHAEL TO INTERSECTION OF CSAH 19 & 34 IN HANOVER	3.8	EN	PED/BIKE IMPROVEMENT	TEA	973,557	657,500	0	0	0	316,057
573	CSAH 33	086-633-002	WRIGHT COUNTY	TH 55 TO WRIGHT CSAH 44, RECLAIM & RESURFACE, INCL. INSTALLING SAFETY EDGE ALONG SHOULDER, CONSTRUCTING RIGHT-TURN & BYPASS LANES, UPDATING SIGNING & INSTALLING STREET LIGHTING AT VARIOUS RURAL INTERSECTIONS	4.7	RD	BITUMINOUS RECLAMATION	STP	900,000	720,000	0	0	0	180,000
574	LOCAL 999	162-151-001	ST. CLOUD	33RD STREET SOUTH PHASE 1: CSAH 75 TO SOUTHWAY DRIVE, EXPAND TO 4-LANE, INCL ROUNDABOUT AT SOUTHWAY DR.	0.5	MC	GRADE AND SURFACE	STP	3,500,000	1,900,000	0	0	0	1,600,000
575	LOCAL 999	220-117-002AC1	SARTELL	GRADING, AGG BASE, BITUMINOUS SURFACING, CONCRETE CURB & GUTTER, ROUNDABOUTS, STORM SEWER & WATER MAIN FOR 50TH AVENUE FROM JCT. CR 120 & 50TH AVE TO 0.429 MI. N OF 50TH AVE (AC PAYBACK, 1 OF 2)	0.4	MC	GRADE AND SURFACE	STP	172,000	172,000	0	0	0	0
576	LOCAL 999	233-020-003	SAINT JOSEPH	**MN162**WESTWOOD PARKWAY EXTENSION RIGHT-OF-WAY ACQUISITION BETWEEN WESTWOOD PARKWAY AND STEARNS CSAH 133 IN SAINT JOSEPH	0.0	MC	GRADE & SURFACE	HPP	220,000	176,000	0	0	0	44,000
577	US 10	0502-103	MNDOT	BENTON CO. CSAH 4 TO 0.2 MI. W. OF RAILROAD CROSSING IN ST. CLOUD, UNBONDED CONCRETE OVERLAY (AC PROJECT, PAYBACK IN 2015)	5.7	RC	UNBONDED CONCRETE OVERLAY	NHS	4,900,000	2,515,000	7,025,000	0	2,385,000	0
578	MN 15	7303-48	SAINT CLOUD	**TED** CONSTRUCT NEW INTERCHANGE AT TH 15 AND 33RD STREET IN SAINT CLOUD AND WAITE PARK	0.5	AM	GRADE AND BRIDGE	SB	12,400,000	0	0	0	0	12,400,000

Seq #	Route System	Project Number	Agency	Description	Miles	Program	Type of Work	Proposed Funds	Total	FHWA	AC	FTA	TH	Other
579	MN 15	7302-20	MNDOT	INSTALL CANTS & GATES ON TH 15 (MAIN ST) CP RAIL CROSSING IN KIMBALL (US DOT #689233C)	0.0	SR	RR X-ING IMPROVEMENTS	STP	350,000	315,000	0	0	35,000	0
580	MN 15	7321-49	MNDOT	INSTALL FIBER OPTIC COMMUNICATION INTERCONNECTION BETWEEN S. JCT. TH 23 (2ND ST.) AND 12TH ST IN ST. CLOUD	1.7	SC	TRAFFIC MGMT. SYSTEM	SF	600,000	0	0	0	600,000	0
581	MN 23	3301-32	MNDOT	END OF BR #33007 OVER GROUNDHOUSE RIVER E OF OGILVIE TO S JCT TH 65 S OF MORA; MILL & OVERLAY	5.9	RS	MILL AND OVERLAY	SF	2,431,562	0	0	0	2,431,562	0
582	MN 23	4802-22	MNDOT	**ELLA** REPLACE BRIDGE #8613 OVER BOGUS BROOK 0.3 MI NE OF BOCK	0.0	BR	BRIDGE REPLACEMENT	SF	244,766	0	0	0	244,766	0
583	MN 25	8605-50	MNDOT	RECONSTRUCT FROM 0.5 MI S OF WRIGHT CO CR 106 TO 500 FT S OF SCHOOL BLVD IN MONTICELLO, INSTALL TRAFFIC SIGNAL	1.0	RC	GRADE AND SURFACE	STP	5,000,000	4,000,000	0	0	1,000,000	0
584	MN 65	3308-45	MNDOT	S JCT. TH 23 TO 0.1 MI N JCT. TH 23 IN MORA, MILL & OVERLAY	2.2	RS	MILL AND OVERLAY	SF	380,683	0	0	0	380,683	0
585	US 71	7708-38	MNDOT	BR #95116 OVER EAGLE CREEK S OF EAGLE BEND TO 0.1 MI S OF TODD CO CSAH 24 (MAIN ST) IN BERTHA, MILL & OVERLAY	7.5	BR	MILL AND OVERLAY	STP	1,929,235	1,543,388	0	0	385,847	0
586	MN 84	1110-11	MNDOT	**ELLA** REPLACE BRIDGE #6499 OVER NORWAY BROOK DAM IN PINE RIVER	0.0	BR	BRIDGE REPLACEMENT	SF	3,043,334	0	0	0	3,043,334	0
587	MN 84	1111-13	MNDOT	**ELLA** REPLACE BRIDGE #984 OVER BOY RIVER 0.2 MI S OF LONGVILLE	0.0	BR	BRIDGE REPLACEMENT	SF	1,402,958	0	0	0	1,402,958	0
588	MN 95	3006-36	MNDOT	REPLACE BR #9173 OVER RUM RIVER 0.6 W OF CAMBRIDGE	0.0	BR	BRIDGE REPLACEMENT	STP	7,280,000	5,824,000	0	0	1,456,000	0
589	MN 210	1115-27	MNDOT	0.2 MI E OF S JCT CASS CO CSAH 1 IN PILLAGER TO 3.5 MI W OF TH 371 W OF BAXTER, BITUMINOUS OVERLAY	7.5	RS	BITUMINOUS OVERLAY	NHS	2,530,562	2,024,450	0	0	506,112	0
590	TH 999	8803-ADA-14	MNDOT	**ADA** DISTRICTWIDE SETASIDES - ADA IMPROVEMENTS - 2014	0.0	NA	SPOT IMPROVEMENT	STP	250,000	200,000	0	0	50,000	0
591	MN 999	8803-RW-14	MNDOT	DISTRICTWIDE SET ASIDES - RIGHT-OF-WAY - 2014	0.0	RW	RIGHT OF WAY	SF	4,000,000	0	0	0	4,000,000	0
592	MN 999	8803-SAS-14	MNDOT	DISTRICTWIDE SETASIDE - 2014	0.0	NA	MISCELLANEOUS	SF	12,330,000	0	0	0	12,330,000	0
593	LOCAL 999	8803-SHL-14	MNDOT	DISTRICTWIDE SETASIDES - HIGHWAY SAFETY IMPROVEMENT PROGRAM - 2014	0.0	SH	SAFETY TARGET	HSIP	2,078,431	1,870,588	0	0	0	207,843
594	TH 999	8803-SHS-14	MNDOT	DISTRICTWIDE SETASIDES - DISTRICT 3 HSIP SHARE - 2014	0.0	SH	SAFETY TARGET	HSIP	1,244,444	1,120,000	0	0	124,444	0

ATP: 3
Fiscal Year: 2014

STIP for FY 2012-2015

Seq #	Route System	Project Number	Agency	Description	Miles	Program	Type of Work	Proposed Funds	Total	FHWA	AC	FTA	TH	Other
								\$98,553,637		\$29,393,069	\$7,245,800	\$5,400,884	\$30,375,706	\$33,383,978

Seq #	Route System	Project Number	Agency	Description	Miles	Program	Type of Work	Proposed Funds	Total	FHWA	AC	FTA	TH	Other
595	BB	TRF-0042-15	MNDOT	SECT 5311: CITY OF PINE RIVER TRANSIT OPERATING ASSISTANCE	0.0	OB	OPERATE BUS	FTA	86,160	0	0	24,850	0	61,310
596	BB	TRF-0048-15	METRO BUS	ST CLOUD METRO BUS PURCHASE 3 SMALL BUSES	0.0	TR	PURCHASE BUS	STP	480,000	320,000	0	0	0	160,000
597	BB	TRF-0048-15A	METRO BUS	SECT 5307: ST. CLOUD DAR TRANSIT OPERATING ASSISTANCE	0.0	B9	OPERATE BUS	LF	3,000,000	0	0	0	0	3,000,000
598	BB	TRF-0048-15B	METRO BUS	SECT 5307: ST. CLOUD RR TRANSIT OPERATING ASSISTANCE	0.0	B9	OPERATE BUS	FTA	8,941,399	0	0	891,000	0	8,050,399
599	BB	TRF-0048-15D	METRO BUS	SECT 5307: TRANSIT CAPITAL PURCHASES OFFICE EQUIPMENT AND COMPUTERS	0.0	B9	BUS GRANT CAPITAL IMPROVEMENT	FTA	35,000	0	0	28,000	0	7,000
600	BB	TRF-0048-15E	METRO BUS	SECT 5307: TRANSIT CAPITAL PURCHASES MAINTENANCE TOOLS AND EQUIPMENT	0.0	B9	BUS GRANT CAPITAL IMPROVEMENT	FTA	10,000	0	0	8,000	0	2,000
601	BB	TRF-0048-15F	METRO BUS	SECT 5307: CAPITALIZED PREVENTIVE MAINTENANCE	0.0	B9	BUS GRANT CAPITAL IMPROVEMENT	FTA	1,052,091	0	0	841,673	0	210,418
602	BB	TRF-0048-15JA	METRO BUS	SECT 5316: JARC URBAN ST. CLOUD METRO BUS -FR BUS SERVICE	0.0	JA	BUS GRANT	FTA	150,000	0	0	75,000	0	75,000
603	BB	TRF-0048-15N	METRO BUS	SECT 5307: OPERATIONS CENTER MISC IMPROVEMENTS	0.0	B9	BUS GRANT CAPITAL IMPROVEMENT	FTA	150,000	0	0	120,000	0	30,000
604	BB	TRF-0048-15NA	METRO BUS	SECT 5317: NEW FREEDOM URBAN - ST. CLOUD METRO BUS - TRAVEL TRAINING	0.0	NF	BUS GRANT	FTA	100,000	0	0	80,000	0	20,000
605	BB	TRF-0048-15NS	METRO BUS	TRANSIT OPERATING ASSISTANCE, NORTHSTAR LINK COMMUTER BUS	0.0	B9	OPERATE BUS	FTA	500,000	0	0	100,000	0	400,000
606	BB	TRF-0048-15V	METRO BUS	SECT 5307: TRANSIT CAPITAL PURCHASE, BUS SHELTER TRANSIT AMENITY	0.0	B9	BUS GRANT CAPITAL IMPROVEMENT	FTA	20,000	0	0	16,000	0	4,000
607	BB	TRF-0048-15W	METRO BUS	SECT 5307: TRANSIT CAPITAL PURCHASE, ITS PROJECTS	0.0	B9	BUS GRANT CAPITAL IMPROVEMENT	FTA	25,000	0	0	20,000	0	5,000
608	BB	TRF-0055-15	MNDOT	SECT 5311: RIVER RIDER TRANSIT OPERATING ASSISTANCE	0.0	OB	OPERATE BUS	FTA	973,501	0	0	238,000	0	735,501
609	BB	TRF-0057-15	MNDOT	SECT 5311: TRI-CAP TRANSIT OPERATING ASSISTANCE	0.0	OB	OPERATE BUS	FTA	1,102,182	0	0	290,500	0	811,682

Seq #	Route System	Project Number	Agency	Description	Miles	Program	Type of Work	Proposed Funds	Total	FHWA	AC	FTA	TH	Other
610	BB	TRF-0057-15NA	MNDOT	SECT 5317: NEW FREEDOM RURAL FUNDS - TRI-COUNTY ACTIONS PROGRAMS, INC. - MOBILITY MANAGEMENT	0.0	NF	BUS GRANT	FTA	245,000	0	0	70,000	0	175,000
611	BB	TRF-0057-15NB	MNDOT	SECT 5317: NEW FREEDOM RURAL FUNDS - TRI-COUNTY ACTIONS PROGRAMS, INC. - MOBILITY MANAGEMENT	0.0	NF	BUS GRANT	FTA	190,000	0	0	95,000	0	95,000
612	BB	TRF-3449-15	MNDOT	SECT 5311: CITY OF BRAINERD OPERATING ASSISTANCE	0.0	OB	OPERATE BUS	FTA	876,151	0	0	225,400	0	650,751
613	BB	TRF-7068-15	MNDOT	SECT 5311: ISANTI/CHISAGO TRANSIT OPERATING ASSISTANCE	0.0	OB	OPERATE BUS	FTA	1,036,163	0	0	255,150	0	781,013
614	BB	TRF-7077-15	MNDOT	SECT 5311: TIMBER TRAILS TRANSIT OPERATING ASSISTANCE	0.0	OB	OPERATE BUS	FTA	569,554	0	0	149,450	0	420,104
615	BB	TRF-9018-15	MNDOT	SECT 5311: WADENA CO OPERATING ASSISTANCE	0.0	OB	OPERATE BUS	FTA	411,780	0	0	110,600	0	301,180
616	BB	TRS-0055-15	MNDOT	RIVER RIDER TRANSIT, PURCHASE ONE BUS (CLASS 400)	0.0	TR	PURCHASE BUS	STP	78,000	62,400	0	0	0	15,600
617	BB	TRS-0057-15	MNDOT	TRI-CAP TRANSIT, PURCHASE OF ONE BUS (CLASS 400)	0.0	TR	PURCHASE BUS	STP	78,000	62,400	0	0	0	15,600
618	BB	TRS-3449-15	MNDOT	BRAINERD/CROW WING COUNTY PUBLIC TRANSIT, PURCHASE ONE BUS (CLASS 400)	0.0	TR	PURCHASE BUS	STP	76,000	60,800	0	0	0	15,200
619	BB	TRS-7067-15	MNDOT	RAINBOW RIDER PUBLIC TRANSIT, PURCHASE ONE BUS (CLASS 400)	0.0	TR	PURCHASE BUS	STP	76,000	60,800	0	0	0	15,200
620	BB	TRS-7068-15	MNDOT	ISANTI HEARTLAND EXPRESS, PURCHASE ONE BUS (CLASS 400)	0.0	TR	PURCHASE BUS	STP	76,000	60,800	0	0	0	15,200
621	RR	18-00112	MNDOT	INSTALL GATES AT CROW WING CR 111	0.0	SR	RR X-ING IMPROVEMENTS	RRS	275,000	247,500	0	0	0	27,500
622	RR	73-00125	MNDOT	INSTALL GATES AT 150TH STREET , TWP. 299, EDEN LAKE TOWNSHIP, STEARNS CO.	0.0	SR	RR X-ING IMPROVEMENTS	RRS	275,000	247,500	0	0	0	27,500
623	CSAH 36	018-636-008	CROW WING COUNTY	RECONSTRUCT FROM CSAH 37 IN CROSS LAKE TO CROW WING CR 114	4.7	RC	GRADE AND SURFACE	STP	2,585,000	2,068,000	0	0	0	517,000
624	CSAH 12	033-612-013AC	KANABEC COUNTY	FROM TH 23 TO KANABEC CSAH 6, MILL & OVERLAY (AC PAYBACK 1 OF 1)	4.7	RS	MILL AND OVERLAY	STP	220,800	220,800	0	0	0	0
625	CSAH 19	049-619-009	MORRISON COUNTY	RECONSTRUCT FROM CROW WING CSAH 2 TO TH 238, IN THE CITY OF UPSALA	3.4	RC	GRADE AND SURFACE	STP	950,000	582,900	0	0	0	367,100
626	CSAH 34	073-634-007	STEARNS COUNTY	STEARNS CSAH 34 BETWEEN STEARNS CSAH 66 IN PAYNESVILLE TO TH 22 NORTH OF EDEN VALLEY, RECLAIM AND RESURFACE, INCL. SHOULDERS	9.8	RD	BITUMINOUS RECLAMATION	STP	1,960,000	1,436,700	0	0	0	523,300

Seq #	Route System	Project Number	Agency	Description	Miles	Program	Type of Work	Proposed Funds	Total	FHWA	AC	FTA	TH	Other
627	CSAH 120	073-720-002AC	STEARNS COUNTY	SAFETY IMPROVEMENTS FROM 500 FEET WEST OF 50TH AVENUE TO CONNECTICUT AVENUE IN SARTELL (AC PAYBACK 1 OF 1)	0.5	SC	MEDIAN BARRIER	STP	1,000,000	1,000,000	0	0	0	0
628	PED/BIKE 999	162-090-006	ST. CLOUD	BEAVER ISLAND TRAIL EXTENSION FROM 33RD STREET SOUTH TO MISSISSIPPI RIVER BLUFFS REGIONAL PARK IN THE CITY OF ST. CLOUD	1.0	EN	PEDESTRIAN BIKE TRAIL	TEA	600,000	388,000	0	0	0	212,000
629	PED/BIKE 999	204-090-003	ELK RIVER	CONSTRUCT MISSING SEGMENTS OF BIKE/PED TRAIL ALONG TWIN LAKES ROAD FROM EXISTING HOUSING DEVELOPMENTS IN ELK RIVER TO THE ELK RIVER NORTHSTAR COMMUTER RAIL STATION AND UPGRADE PED. RAMPS TO ADA GUIDELINES	1.0	EN	PED/BIKE IMPROVEMENT	TEA	222,500	160,000	0	0	0	62,500
630	LOCAL 999	213-126-001	BUFFALO	ON NEW ALIGNMENT TH 25 TO TH 55, CONSTRUCT SETTLERS PARKWAY ON THE SOUTH SIDE OF BUFFALO	0.5	MC	GRADE AND SURFACE	STP	1,960,000	1,081,000	0	0	0	879,000
631	LOCAL 999	218-080-002	CAMBRIDGE	RECONSTRUCT FROM TH 95 TO CR 45 IN CAMBRIDGE	1.0	RC	GRSU - GRADE AND SURFACE	STP	2,292,500	1,000,000	0	0	0	1,292,500
632	LOCAL 999	220-117-002AC2	SARTELL	GRADING, AGG BASE, BITUMINOUS SURFACING, CONCRETE CURB AND GUTTER, ROUNDABOUTS, STORM SEWER AND WATER MAIN FOR 50TH AVE FROM JCT. CR 120 AND 50TH AVE TO 0.429 MI. N OF 50TH AVE (AC PAYBACK, 2 OF 2)	0.4	MC	GRADE AND SURFACE	STP	192,000	192,000	0	0	0	0
633	MN 4	7301-35	MNDOT	REPLACE BRIDGE #5917 OVER SAUK RIVER, 1.1 MI S OF I-94	0.2	BR	BRIDGE REPLACEMENT	SF	1,852,464	0	0	0	1,852,464	0
634	US 10	0502-103AC	MNDOT	BENTON CO. CSAH 4 TO 0.2 MI. W. OF RAILROAD CROSSING IN ST. CLOUD, UNBONDED CONCRETE OVERLAY (AC PAYBACK 1 OF 1)	5.7	RC	UNBONDED CONCRETE OVERLAY	NHS	7,025,000	7,025,000	0	0	0	0
635	US 12	8601-58	MNDOT	MONTROSE TO DELANO, MILL AND OVERLAY	7.2	RS	MILL AND OVERLAY	NHS	1,710,792	1,368,634	0	0	342,158	0
636	MN 18	4805-08	MNDOT	TH 47 E TO MILLE LACS/AITKIN CO LINE, MILL AND OVERLAY (ATP-3 PORTION)	3.3	RS	MILL AND OVERLAY	STP	866,362	693,090	0	0	173,272	0
637	MN 23	7305-117	MNDOT	CONSTRUCT R-CUT INTERSECTION AT STEARNS CR 158 COLD SPRING GRANITE	0.0	SC	TURN LANES	SF	550,000	0	0	0	550,000	0
638	MN 25	8605-49	MNDOT	RECONSTRUCT FROM 7TH ST TO 0.5 MI N OF WRIGHT CO CR 138 IN BUFFALO, UPGRADE TRAFFIC SIGNAL	2.2	RC	GRADE AND SURFACE	STP	5,000,000	4,000,000	0	0	1,000,000	0
639	MN 27	4904-41	MNDOT	127TH AVE TO 9TH AVE IN NE LITTLE FALLS, MILL AND OVERLAY	2.1	RS	MILL AND OVERLAY	SF	1,163,930	0	0	0	1,163,930	0

Seq #	Route System	Project Number	Agency	Description	Miles	Program	Type of Work	Proposed Funds	Total	FHWA	AC	FTA	TH	Other
640	MN 65	3003-46	MNDOT	ON NBL, FM ANOKA/SANTO CO LINE TO 1.1 MI S ISANTI CO CSAH 5 IN ISANTI; AND ON SBL, FM 0.7 MI S ISANTI CO CSAH 5 IN ISANTI TO 3.4 MI S TH 95 IN CAMBRIDGE, BITUMINOUS OVERLAY	8.8	RS	BITUMINOUS OVERLAY	STP	3,052,873	2,442,298	0	0	610,575	0
641	MN 65	3308-43	MNDOT	WOODLAND TO KANABEC/AITKIN CO LINE, MILL AND OVERLAY (ATP-3 PORTION)	3.1	RS	MILL AND OVERLAY	STP	1,431,144	1,144,915	0	0	286,229	0
642	US 71	7708-39	MNDOT	0.4 MI N OF TODD CO CR 56 (RIVERSIDE DR) IN LONG PRAIRIE TO BR #95116 OVER EAGLE CREEK IN EAGLE BEND, MILL AND OVERLAY	6.4	RS	MILL AND OVERLAY	STP	5,242,206	4,193,765	0	0	1,048,441	0
643	MN 84	1110-12	MNDOT	REPLACE BRIDGE #6974 OVER ADA BROOK, 7.3 MI N OF PINE RIVER	0.0	BR	BRIDGE REPLACEMENT	SF	575,933	0	0	0	575,933	0
644	I 94	8680-160	MNDOT	REPAIR RAILING, APPROACH PANEL, MILL AND OVERLAY BRIDGE #86810 UNDER WRIGHT CO CR 111, 7 MI W OF JCT TH 25	0.0	BI	BRIDGE REPAIR	SF	409,500	0	0	0	409,500	0
645	MN 115	4908-4969A	MNDOT	PRESERVE BRIDGE #4969 OVER MISSISSIPPI RIVER AT CAMP RIPLEY	0.1	BI	BRIDGE REPAIR	SF	117,000	0	0	0	117,000	0
646	US 169	4811-67	MNDOT	ON NBL, FR 0.3 MI S OF CSAH 4 TO 0.3 MI N OF CSAH 13 N OF PRINCETON AND FM 0.3 MI N OF 70TH ST TO 0.4 MI N OF MILLE LACS CSAH 12; AND ON SBL, FM 0.3 MI S OF CSAH 4 TO 0.3 MI N OF CSAH 29 EXIT RAMP, MILL AND OVERLAY	14.2	RS	MILL AND OVERLAY	NHS	4,015,761	3,212,609	0	0	803,152	0
647	US 169	4814-52	MNDOT	REPLACE BRIDGE #6657 OVER RUM RIVER IN VINELAND	0.0	BR	BRIDGE REPLACEMENT	NHS	1,575,762	1,260,610	0	0	315,152	0
648	US 169	1804-5265A	MNDOT	PRESERVE BRIDGE #5265 OVER DRY STREAM, 0.5 MI S OF JCT TH 18	0.0	BI	BRIDGE REPAIR	SF	292,500	0	0	0	292,500	0
649	US 169	4814-3355A	MNDOT	PRESERVE BRIDGE #3355 OVER WHITE FISH CREEK, 2.2 MI S OF CO LINE	0.0	BI	BRIDGE REPAIR	SF	175,500	0	0	0	175,500	0
650	MN 200	1108-10	MNDOT	E JCT TH 6 IN REMER TO TH 169 IN HILL CITY, MILL AND OVERLAY	16.5	RS	MILL AND OVERLAY	SF	2,668,052	0	0	0	2,668,052	0
651	MN 210	1807-27	MNDOT	INSTALL TRAFFIC SIGNAL AT JCT TH 6 IN DEERWOOD	0.0	SC	TRAFFIC SIGNAL INST.	SF	854,700	0	0	0	854,700	0
652	MN 371	1120-55M	MNDOT	WALKER TO CASS LAKE, MILL AND OVERLAY (ATP-3 PORTION)	17.5	RS	MILL AND OVERLAY	NHS	3,588,935	2,871,148	0	0	717,787	0
653	MN 999	8823-243	MNDOT	DISTRICTWIDE SIGNING UPGRADE PROJECT	0.0	TM	TRAFFIC SIGNAL REVISION	SF	450,000	0	0	0	450,000	0

STIP for FY 2012-2015

Seq #	Route System	Project Number	Agency	Description	Miles	Program	Type of Work	Proposed Funds	Total	FHWA	AC	FTA	TH	Other
654	TH 999	8803-ADA-15	MNDOT	**ADA** DISTRICTWIDE SETASIDES - ADA IMPROVEMENTS - 2015	0.0	NA	SPOT IMPROVEMENT	STP	250,000	200,000	0	0	50,000	0
655	MN 999	8803-RW-15	MNDOT	DISTRICTWIDE SET ASIDES - RIGHT-OF-WAY - 2014	0.0	RW	RIGHT OF WAY	SF	5,000,000	0	0	0	5,000,000	0
656	MN 999	8803-SAS-15	MNDOT	DISTRICTWIDE SETASIDES - 2015	0.0	NA	MISCELLANEOUS	SF	13,930,000	0	0	0	13,930,000	0
657	LOCAL 999	8803-SHL-15	MNDOT	DISTRICTWIDE SETASIDES - HIGHWAY SAFETY IMPROVEMENT PROGRAM - 2015	0.0	SH	SAFETY TARGET	HSIP	2,078,431	1,870,588	0	0	0	207,843
658	TH 999	8803-SHS-15	MNDOT	DISTRICTWIDE SETASIDES - DISTRICT 3 HSIP SHARE - 2015	0.0	SH	SAFETY TARGET	HSIP	1,244,444	1,120,000	0	0	124,444	0
									\$97,992,070	\$40,654,257	\$0	\$3,638,623	\$33,510,789	\$20,188,401

Seq #	Route System	Project Number	Agency	Description	Miles	Program	Type of Work	Proposed Funds	Total	FHWA	AC	FTA	TH	Other
659	BB	TRF-0007-12	MNDOT	SECT 5311: CITY OF BENSON TRANSIT OPERATING ASSISTANCE	0.0	OB	OPERATE BUS	FTA	171,000	0	0	136,800	0	34,200
660	BB	TRF-0034-12A	MOORHEAD	SECT 5307: MOORHEAD DIAL-A-RIDE TRANSIT OPERATING ASSISTANCE	0.0	B9	OPERATE BUS	FTA	389,000	0	0	0	0	389,000
661	BB	TRF-0034-12B	MOORHEAD	SECT 5307: CITY OF MOORHEAD RR TRANSIT OPERATING ASSISTANCE	0.0	B9	OPERATE BUS	FTA	1,900,000	0	0	1,520,000	0	380,000
662	BB	TRF-0034-12C	MOORHEAD	SECT 5307: MOORHEAD PLANNING ASSISTANCE	0.0	B9	PLANNING	FTA	21,000	0	0	16,800	0	4,200
663	BB	TRF-0034-12D	MOORHEAD	SECT 5307: MOORHEAD PREVENTIVE MAINTENANCE	0.0	B9	PREVENTIVE MAINTENANCE	FTA	60,000	0	0	48,000	0	12,000
664	BB	TRF-0034-12N	MNDOT	SECT 5317: MOORHEAD MOBILITY MANAGER	0.0	NF	OPERATE BUS	FTA	27,800	0	0	22,240	0	5,560
665	BB	TRF-0035-12	MNDOT	SECT 5311: CITY OF MORRIS TRANSIT OPERATING ASSISTANCE	0.0	OB	OPERATE BUS	FTA	402,000	0	0	322,000	0	80,000
666	BB	TRF-1131-12	MNDOT	SECT 5311: PRODUCTIVE ALTERNATIVES TRANSIT OPERATING ASSISTANCE	0.0	OB	OPERATE BUS	FTA	970,000	0	0	824,500	0	145,500
667	BB	TRF-2490-12	MNDOT	SECT 5311: MAHNOMEN COUNTY TRANSIT OPERATING ASSISTANCE	0.0	OB	OPERATE BUS	FTA	180,000	0	0	153,000	0	27,000
668	BB	TRF-7067-12	MNDOT	SECT 5311: RAINBOW RIDER TRANSIT OPERATING ASSISTANCE	0.0	OB	OPERATE BUS	FTA	1,413,000	0	0	1,201,050	0	211,950
669	BB	TRF-7318-12	MNDOT	SECT 5311: BECKER COUNTY TRANSIT OPERATING ASSISTANCE	0.0	OB	OPERATE BUS	FTA	343,000	0	0	291,550	0	51,450
670	BB	TRS-1131-12A	MNDOT	PRODUCTIVE ALTERNATIVES, PURCHASE 1 BUS (CLASS 400)	0.0	TR	PURCHASE BUS	STP	68,000	54,400	0	0	0	13,600
671	BB	TRS-1131-12B	MNDOT	PRODUCTIVE ALTERNATIVES, PURCHASE BUS (CLASS 500)	0.0	TR	PURCHASE BUS	STP	121,000	96,800	0	0	0	24,200
672	BB	TRS-1738-12	MNDOT	PRAIRIE FIVE RIDE/ORTONVILLE, PURCHASE BUS (CLASS 400)	0.0	TR	PURCHASE BUS	STP	68,000	54,400	0	0	0	13,600
673	BB	TRS-7067-12	MNDOT	RAINBOW RIDER, PURCHASE 3 BUSES (CLASS 400)	0.0	TR	PURCHASE BUS	STP	204,000	163,200	0	0	0	40,800
674	BB	TRS-7318-12	MNDOT	BECKER COUNTY, PURCHASE BUS (CLASS 400)	0.0	TR	PURCHASE BUS	STP	68,000	54,400	0	0	0	13,600
675	RR	56-00119	MNDOT	RAIL SAFETY IMPROVEMENTS ON BNSF CORRIDOR, PERHAM TOWNSHIP (PHASE 1)	0.0	SR	RR X-ING IMPROVEMENTS	RRS	440,000	396,000	0	0	0	44,000

Seq #	Route System	Project Number	Agency	Description	Miles	Program	Type of Work	Proposed Funds	Total	FHWA	AC	FTA	TH	Other
676	CSAH 44	003-644-010	BECKER COUNTY	FROM TH 225 TO BECKER CSAH 46, BITUMINOUS SURFACING & AG SHOULDERING	9.1	RS	BITUMINOUS OVERLAY	STP	1,200,000	960,000	0	0	0	240,000
677	EN	056-090-007	OTTER TAIL COUNTY	PHELPS MILL BRIDGE RESTORATION, BR L0885	0.0	EN	BRIDGE REPAIR	TEA	695,600	556,480	0	0	0	139,120
678	PED/BIKE	056-090-011	OTTER TAIL COUNTY	GLENDALOUGH PARK TRAIL FROM WHITETAIL LANE TO 0.5 MILES EAST	0.5	EN	PEDESTRIAN BIKE TRAIL	TEA	125,000	100,000	0	0	0	25,000
679	PED/BIKE	056-596-002	OTTER TAIL COUNTY	PEDESTRIAN/BIKE TRAIL IN CITY OF OTTERTAIL FROM MAPLE STREET TO WILLOW STREET	0.0	EN	PEDESTRIAN BIKE TRAIL	TEA	369,000	256,489	0	0	0	112,511
680	CSAH 72	056-672-004	OTTER TAIL COUNTY	REPLACE BRIDGE #56538 OVER OTTER TAIL RIVER NW OF BATTLE LAKE	0.1	BR	BRIDGE REPLACEMENT	BR	600,000	480,000	0	0	0	120,000
681	Local 999	075-070-003	County	Stevens County Township Sign Program - Construction (Phase II)	0.0	SC	Signing	STP	378,072	302,458	0	0	0	75,614
682	CSAH 6	078-606-024	TRAVERSE COUNTY	REPLACE BRIDGE 78502 OVER 12 MILE CREEK, 3.4 MILE EAST OF DUMONT	0.1	BR	BRIDGE REPLACEMENT	STP	400,000	320,000	0	0	0	80,000
683	MSAS 129	102-129-003	DOUGLAS COUNTY	7TH AVE. TO 9TH AVE. IN ALEXANDRIA - URBAN GRADING & SURFACING	0.5	MC	GRADE AND SURFACE	STP	591,000	197,950	0	0	0	393,050
684	PED/BIKE	117-591-001	DETROIT LAKES	**SRTS** PRELIMINARY ENGINEERING OF SIDEWALKS FOR TWO ELEMENTARY SCHOOLS IN DETROIT LAKES (SEE 117-591-002 FOR CONST PROJ)	0.0	EN	PEDESTRIAN BIKE TRAIL	SRTS	30,044	30,044	0	0	0	0
685	PED/BIKE	117-591-002	DETROIT LAKES	**SRTS** CE & CONSTRUCTION OF SIDEWALKS FOR TWO ELEMENTARY SCHOOLS IN DETROIT LAKES	0.0	EN	PEDESTRIAN BIKE TRAIL	SRTS	248,039	248,039	0	0	0	0
686	MSAS 125	126-125-003AC1	FERGUS FALLS	LINCOLN AVENUE & TOWER ROAD REVISION WITH NEW BRIDGE #56539 OVER OTTER TAIL RIVER (AC PAYBACK 1 OF 3)	1.0	BR	GRADE, SURFACE & BRIDGE	STP	549,481	549,481	0	0	0	0
687	PED/BIKE	144-090-016	MOORHEAD	BIKE/PED BRIDGE REPLACEMENT ON RED RIVER AT GOOSEBERRY/LINDENWOOD PARK (AC Project, Payback in 2014)	0.1	EN	GRADE AND SURFACE	TEA	1,081,000	400,000	400,000	0	0	681,000
688	MSAS 126	144-126-013	MOORHEAD	20TH STREET SOUTH (FROM 6TH AVE TO 12TH AVE S) GRADING, BASE, SURFACING & CURB & GUTTER IN MOORHEAD	0.5	RC	GRADE AND SURFACE	STP	1,425,000	559,000	0	0	0	866,000
689	MSAS 143	144-143-001	MOORHEAD	URBAN GRADING & SURFACING IN MOORHEAD ON 28TH AVENUE SOUTH FROM 20TH STREET TO 26TH STREET	0.5	RC	GRADE AND SURFACE	STP	1,500,000	1,033,100	0	0	0	466,900
690	MSAS 146	144-146-001	MOORHEAD	50TH AVENUE SOUTH PARKWAY IN MOORHEAD (EASTBOUND LANES FROM 1.38 MILES WEST OF TH 75 TO TH 75), GRADE & SURFACE	1.4	MC	GRADE AND SURFACE	STP	2,421,000	800,000	0	0	0	1,621,000

Seq #	Route System	Project Number	Agency	Description	Miles	Program	Type of Work	Proposed Funds	Total	FHWA	AC	FTA	TH	Other
691	PED/BIKE	190-591-002	MORRIS	**SRTS** SIGNING SAFE ROUTES TO SCHOOL IN MORRIS	0.0	BT	PEDESTRIAN BIKE TRAIL	SRTS	10,190	8,690	0	0	0	1,500
692	MN 9	1410-15AC	MNDOT	TH 10 TO NORTH CLAY COUNTY LINE (INCLUDES REPLACING BRIDGES 6415, 6416 & 6417) (AC PAYBACK 1 OF 1)	17.4	BI	MILL AND OVERLAY	STP	2,058,000	2,058,000	0	0	0	0
693	US 10	5607-42	MNDOT	**TED** **BP08** PERHAM US10 / CSAH 34 NEW INTERCHANGE IMPROVEMENTS (ALTERNATE BID)	2.0	MC	COOP. CONST. AGREEMENT	BF LF	4,531,011	0	0	0	0	4,531,011
694	US 12	0602-24	MNDOT	**BP08** REPLACE BRIDGE #6456 OVER MINNESOTA RIVER	0.3	BR	BRIDGE REPLACEMENT	BF	1,456,200	0	0	0	0	1,456,200
695	MN 28	6104-11	MNDOT	**BR4M** Mill and Overlay 0.5 Miles East of Jct. TH 55 to Pope/Stearns Co. Line	15.2	RS	MILL AND OVERLAY	STP	4,100,000	3,280,000	0	0	820,000	0
696	MN 29	2102-60	MNDOT	500' N. OF 50TH AVE. TO 8TH AVE. IN ALEXANDRIA L MILL & BIT OVERLAY & ADA IMPROVEMENTS	1.5	RS	MILL AND OVERLAY	STP	731,400	585,100	0	0	146,300	0
697	MN 29	5609-09	MNDOT	**ELLA** JCT OF MN 210 TO JCT OF MN 71 IN WADENA - MILL & BIT SURFACING	14.2	RS	MILL AND OVERLAY	STP	2,946,342	2,356,873	0	0	589,469	0
698	MN 29	6105-20	MNDOT	**BR4M** On TH 29 from the North Approach of the Chippewa River Bridge one mile North of Benson to the South Approach of the Outlet Creek Bridge in Starbuck (Milling and Bit. Surfacing)	22.0	RS	MILL AND OVERLAY	STP	5,600,000	4,480,000	0	0	1,120,000	0
699	MN 29	6105-25	MNDOT	**BP08** REPLACE BRIDGE #3067 OVER OUTLET CREEK	0.4	BR	BRIDGE REPLACEMENT	BF	886,900	0	0	0	0	886,900
700	MN 32	1403-24	MNDOT	JCT TH 10 TO THE NORTH CLAY COUNTY LINE & BRIDGE WORK #6502 - MILL AND OVERLAY (ALTERNATE BID)	19.0	RS	MILL AND OVERLAY	STP	4,904,000	3,923,200	0	0	980,800	0
701	US 59	7505-21	MNDOT	**BR4M** Swift/Stevens County Line to Jct. TH 28 - Mill and Overlay (ALTERNATE BID)	14.7	RD	MILL AND OVERLAY	STP	4,300,000	3,440,000	0	0	860,000	0
702	US 75	1401-166	MNDOT	**ADA** US 75 FROM 40TH AVE. TO JCT. OF US 10 & US 10 FROM MAIN AVE BRIDGE TO THE W. JCT. OF US 75, ADA PED & SIGNAL IMPROVEMENTS, MILL & BIT SURFACING	2.9	SC	TRAFFIC SIGNAL INST.	STP	3,820,700	3,056,560	0	0	764,140	0
703	I 94	1480-157	MNDOT	BUFFALO RIVER BRIDGE #14803 & 14804, REDECK & PAINTING	0.1	BI	REDECK	BH	3,445,300	3,100,800	0	0	344,500	0
704	I 94	5618-26	MNDOT	PELICAN RAPIDS TO N. OTTER TAIL CO. LINE - MILL AND BITUMINOUS SURFACING, REPLACE BRIDGE #56005 & 56004 OVER THE PELICAN RIVER (ALTERNATE BID)	13.3	RS	BRIDGE REPLACEMENT	STP	5,083,800	4,067,000	0	0	1,016,800	0
705	MN 104	6110-19	MNDOT	JCT CSAH 29 TO TH 28, BITUMINOUS OVERLAY	15.9	PM	BITUMINOUS OVERLAY	SF	2,535,200	0	0	0	2,535,200	0

ATP: 4
 Fiscal Year: 2012

STIP for FY 2012-2015

Seq #	Route System	Project Number	Agency	Description	Miles	Program	Type of Work	Proposed Funds	Total	FHWA	AC	FTA	TH	Other
706	MN 113	4405-26	MNDOT	JCT TH 59 TO CSAH 4, MILLING & BITUMINOUS SURFACING	11.8	RS	MILL AND OVERLAY	STP	3,860,300	3,088,200	0	0	772,100	0
707	MN 210	5602-21	MNDOT	MN 210 / CSAH 82 SIGNAL INSTALLATION	0.5	SC	TRAFFIC SIGNAL INST.	SF	642,900	0	0	0	642,900	0
708	MN 999	8824-84	MNDOT	DISTRICTWIDE SAFETY RUMBLE STRIPING PROJECT (STATE HSIP) - 2012	0.0	SH	MISCELLANEOUS	HSIP	539,200	485,300	0	0	53,900	0
709	MN 999	8824-96	MNDOT	DISTRICTWIDE BRIDGE PAINTING ON BRIDGE #61002, 56022, 56003, 56803, 21815, 21816, 21819, 21820	0.0	BI	PAINT BRIDGE	SF	887,900	0	0	0	887,900	0
710	MN 999	8824-100	MNDOT	DISTRICTWIDE CONDITION 4 CULVERT REPLACEMENTS	0.0	DR	CULVERT REPLACEMENT	STP	1,000,000	800,000	0	0	200,000	0
711	MN 999	8804-RW-12	MNDOT	DISTRICTWIDE SETASIDES - RIGHT-OF-WAY - 2012	0.0	RW	RIGHT OF WAY	SF	500,000	0	0	0	500,000	0
712	MN 999	8804-SAS-12	MNDOT	DISTRICTWIDE SETASIDES - 2012	0.0	NA	MISCELLANEOUS	SF	5,235,000	0	0	0	5,235,000	0
713	LOCAL 999	8804-SHL-12	LOCAL	DISTRICTWIDE SETASIDES - SAFETY (LOCAL HSIP) - 2012	0.0	SH	STRIPING	HSIP	666,000	600,000	0	0	0	66,000
									\$78,199,379	\$42,941,964	\$400,000	\$4,535,940	\$17,469,009	\$13,252,466

Seq #	Route System	Project Number	Agency	Description	Miles	Program	Type of Work	Proposed Funds	Total	FHWA	AC	FTA	TH	Other
714	BB	TRF-0007-13	MNDOT	SECT 5311: CITY OF BENSON TRANSIT OPERATING ASSISTANCE	0.0	OB	OPERATE BUS	FTA	176,000	0	0	141,000	0	35,000
715	BB	TRF-0034-13A	MOORHEAD	SECT 5307: MOORHEAD DIAL-A-RIDE TRANSIT OPERATING ASSISTANCE	0.0	B9	OPERATE BUS	FTA	404,000	0	0	0	0	404,000
716	BB	TRF-0034-13B	MOORHEAD	SECT 5307: CITY OF MOORHEAD RR TRANSIT OPERATING ASSISTANCE	0.0	B9	OPERATE BUS	FTA	1,900,000	0	0	1,520,000	0	380,000
717	BB	TRF-0034-13C	MOORHEAD	SECT 5307: MOORHEAD PLANNING ASSISTANCE	0.0	B9	PLANNING	FTA	21,000	0	0	16,800	0	4,200
718	BB	TRF-0034-13D	MOORHEAD	SECT 5307: MOORHEAD PREVENTIVE MAINTENANCE	0.0	B9	PREVENTIVE MAINTENANCE	FTA	70,000	0	0	56,000	0	14,000
719	BB	TRF-0034-13F	MOORHEAD	SECT 5307: CITY OF MOORHEAD PURCHASE BUS RELATED EQUIPMENT	0.0	B9	PURCHASE BUS	FTA	50,000	0	0	40,000	0	10,000
720	BB	TRF-0034-13G	MOORHEAD	SECT 5307: CITY OF MOORHEAD PURCHASE 2 VANS	0.0	B9	PURCHASE BUS	FTA	50,000	0	0	40,000	0	10,000
721	BB	TRF-0034-13N	MNDOT	SECT 5317: CITY OF MOORHEAD, MOBILITY MANAGER	0.0	NF	PURCHASE BUS	FTA	28,600	0	0	22,880	0	5,720
722	BB	TRF-0035-13	MNDOT	SECT 5311: CITY OF MORRIS TRANSIT OPERATING ASSISTANCE	0.0	OB	OPERATE BUS	FTA	414,000	0	0	331,000	0	83,000
723	BB	TRF-1131-13	MNDOT	SECT 5311: PRODUCTIVE ALTERNATIVES TRANSIT OPERATING ASSISTANCE	0.0	OB	OPERATE BUS	FTA	1,000,000	0	0	850,000	0	150,000
724	BB	TRF-2490-13	MNDOT	SECT 5311: MAHNOMEN COUNTY TRANSIT OPERATING ASSISTANCE	0.0	OB	OPERATE BUS	FTA	185,000	0	0	157,250	0	27,750
725	BB	TRF-7067-13	MNDOT	SECT 5311: RAINBOW RIDER TRANSIT OPERATING ASSISTANCE	0.0	OB	OPERATE BUS	FTA	1,457,000	0	0	1,238,450	0	218,550
726	BB	TRF-7318-13	MNDOT	SECT 5311: BECKER COUNTY TRANSIT OPERATING ASSISTANCE	0.0	OB	OPERATE BUS	FTA	353,000	0	0	300,050	0	52,950
727	BB	TRS-0034-13E	MNDOT	CITY OF MOORHEAD, PURCHASE BUS (CLASS 400)	0.0	B9	PURCHASE BUS	STP FTA	75,000	40,000	0	20,000	0	15,000
728	BB	TRS-0035-13	MNDOT	CITY OF MORRIS, PURCHASE BUS (CLASS 400)	0.0	TR	PURCHASE BUS	STP	70,000	56,000	0	0	0	14,000
729	BB	TRS-1131-13	MNDOT	PRODUCTIVE ALTERNATIVES, PURCHASE 1 BUS (CLASS 500)	0.0	TR	PURCHASE BUS	STP	120,000	96,000	0	0	0	24,000
730	BB	TRS-2490-13	MNDOT	MAHNOMAN COUNTY, PURCHASE BUS (CLASS 400)	0.0	TR	PURCHASE BUS	STP	70,000	56,000	0	0	0	14,000
731	BB	TRS-7067-13	MNDOT	RAINBOW RIDER, PURCHASE 3 BUSES (CLASS 400)	0.0	TR	PURCHASE BUS	STP	210,000	168,000	0	0	0	42,000

Seq #	Route System	Project Number	Agency	Description	Miles	Program	Type of Work	Proposed Funds	Total	FHWA	AC	FTA	TH	Other
732	RR	56-00120	MNDOT	RAIL SAFETY IMPROVEMENTS ON BNSF CORRIDOR, PERHAM TOWNSHIP (PHASE 2)	0.0	SR	RR X-ING IMPROVEMENTS	RRS	440,000	396,000	0	0	0	44,000
733	CSAH 7	003-607-023	BECKER COUNTY	REPLACE BRIDGE #7175 OVER THE BNSF RR IN LAKE PARK (AC PROJECT, PAYBACK IN 2015)	0.1	BR	BRIDGE REPLACEMENT	STP	900,000	0	400,000	0	0	900,000
734	CSAH 10	006-610-022	BIG STONE COUNTY	FROM BIG STONE CR 77 TO BIG STONE CSAH 25, RECONSTRUCTION & BIT SURFACING	5.0	RC	GRADE AND SURFACE	STP	650,000	520,000	0	0	0	130,000
735	CSAH 21	006-621-026	BIG STONE COUNTY	FROM MN 28 IN JOHNSON TO 0.1 MILE NORTH OF THE TRAVERSE COUNTY LINE, RECONSTRUCTION & BIT SURFACING	1.1	RC	GRADE AND SURFACE	STP	400,000	320,000	0	0	0	80,000
736	EN	056-090-008	OTTER TAIL COUNTY	CSAH 89 IN BATTLE LAKE TO WHITE TAIL LANE - GLENDALOUGH PARK INTERCONNECTION TRAIL	1.7	EN	PEDESTRIAN BIKE TRAIL	TEA	284,000	175,000	0	0	0	109,000
737	CSAH 17	076-617-011	SWIFT COUNTY	FROM SWIFT/CHIPPEWA CO LINE TO 0.5 MI N, REPLACE BRIDGE (BR #76542) OVER CHIPPEWA RIVER	0.5	BR	GRADE,SURFACE & BRIDGE	BR	1,245,000	622,500	0	0	0	622,500
738	CSAH 17	076-617-012	SWIFT COUNTY	FROM 0.5 MI N OF SWIFT/CHIPPEWA CO LINE TO 2.5 MI N, GRADE, AGGREGATE BASE, & BITUMINOUS SURFACING	2.5	RC	GRADE AND SURFACE	STP	1,500,000	1,200,000	0	0	0	300,000
739	PED/BIKE	102-591-001	ALEXANDRIA	**SRTS** PRELIMINARY ENGINEERING FOR SIDEWALK, STREET LIGHT, CROSSWALK IMPROVEMENTS AND ADDITIONS FROM LINCOLN ELEM TO NEARBY PARKS (SEE 102-591-002 FOR CONST PROJ)	0.0	EN	PEDESTRIAN BIKE TRAIL	SRTS	20,474	20,474	0	0	0	0
740	PED/BIKE	102-591-002	ALEXANDRIA	**SRTS** CE AND CONSTRUCTION FOR SIDEWALK, STREET LIGHT, CROSSWALK IMPROVEMENTS AND ADDITIONS FROM LINCOLN ELEM TO NEARBY PARKS	0.0	EN	PEDESTRIAN BIKE TRAIL	SRTS	20,474	20,474	0	0	0	0
741	MSAS 125	126-125-003AC2	FERGUS FALLS	LINCOLN AVENUE & TOWER ROAD REVISION WITH NEW BRIDGE #56539 OVER OTTER TAIL RIVER (AC PAYBACK 2 OF 3)	1.0	BR	GRADE,SURFACE & BRIDGE	STP	2,642,500	2,642,500	0	0	0	0
742	MN 7	0609-29	MNDOT	3.8 MILES S. OF CSAH 6 TO N. JCT. 12 IN ORTONVILLE - MILL AND BITUMINOUS SURFACING	0.3	RD	MILL AND INLAY	SF	2,804,000	0	0	0	2,804,000	0
743	MN 7	7601-17	MNDOT	JCT. OF US 12 / MN 119 to MN 40 (MILAN) - MILL AND BITUMINOUS OVERLAY (TIED TO 1201-31M)	8.5	RD	MILL AND OVERLAY	STP	1,846,500	1,477,200	0	0	369,300	0
744	MN 9	7606-26	MNDOT	WEST JCT MN 104 TO BENSON AND REPLACE BRIDGE #9347 - MILL AND BITUMINOUS SURFACING	17.3	RS	BRIDGE REPLACEMENT	STP	6,099,600	4,879,700	0	0	1,219,900	0
745	MN 9	8409-22	MNDOT	REPLACE BRIDGE #6742 OVER WILKIN COUNTY DITCH #31	0.1	BR	GRADE AND BRIDGE	SF	1,039,600	0	0	0	1,039,600	0
746	US 10	0301-46	MNDOT	BOYER LAKE TO AIRPORT RD. IN DETROIT LAKES, UNBONDED CONCRETE OVERLAY (WB)	8.7	RC	UNBONDED CONCRETE OVERLAY	STP	9,271,100	7,416,900	0	0	1,854,200	0

STIP for FY 2012-2015

Seq #	Route System	Project Number	Agency	Description	Miles	Program	Type of Work	Proposed Funds	Total	FHWA	AC	FTA	TH	Other
747	MN 29	2102-54	MNDOT	**ELLA** JCT MN 55 TO JCT I-94, MILLING & BITUMINOUS SURFACING	10.3	RS	MILL AND OVERLAY	STP	3,613,200	2,890,600	0	0	722,600	0
748	US 75	8407-37	MNDOT	SO . JCT OF TH 9 IN DORAN TO WILKIN CO RD 20, MILL & BITUMINOUS SURFACING	14.2	RS	MILL AND OVERLAY	STP SF	6,036,800	4,829,400	0	0	1,207,400	0
749	I 94	2614-07	MNDOT	BRIDGE RE-DECK ON BRIDGE #26802 OVER MN 78	0.1	BI	REDECK	SF	675,700	0	0	0	675,700	0
750	MN 999	8824-85	MNDOT	DISTRICTWIDE SAFETY IMPROVEMENTS (STATE HSIP) - 2013	0.0	SH	MISCELLANEOUS	HSIP	539,200	485,300	0	0	53,900	0
751	MN 999	8824-95	MNDOT	DISTRICTWIDE BRIDGE PAINTING - BRIDGE # 56811, 56812, 9691, 9692, 21817, 21818, 5025	0.0	BI	PAINT BRIDGE	STP	948,100	758,500	0	0	189,600	0
752	MN 999	8804-ADA-13	MNDOT	**ADA** DISTRICTWIDE "ADA" FUND - FY 2013	0.0	SC	PEDESTRIAN RAMPS	STP	162,500	130,000	0	0	32,500	0
753	MN 999	8804-RW-13	MNDOT	DISTRICTWIDE SETASIDES - RIGHT-OF-WAY - 2013	0.0	RW	RIGHT OF WAY	SF	1,000,000	0	0	0	1,000,000	0
754	MN 999	8804-SAS-13	MNDOT	DISTRICTWIDE SETASIDES - 2013	0.0	NA	MISCELLANEOUS	SF	7,660,000	0	0	0	7,660,000	0
755	LOCAL 999	8804-SHL-13	LOCAL	DISTRICTWIDE SETASIDES - SAFETY (LOCAL HSIP) - 2013	0.0	SH	STRIPING	HSIP	666,000	600,000	0	0	0	66,000
									\$57,118,348	\$29,800,548	\$400,000	\$4,733,430	\$18,828,700	\$3,755,670

Seq #	Route System	Project Number	Agency	Description	Miles	Program	Type of Work	Proposed Funds	Total	FHWA	AC	FTA	TH	Other
756	BB	TRF-0007-14	MNDOT	SECT 5311: CITY OF BENSON TRANSIT OPERATING ASSISTANCE	0.0	OB	OPERATE BUS	FTA	181,000	0	0	145,000	0	36,000
757	BB	TRF-0034-14A	MOORHEAD	SECT 5307: MOORHEAD DIAL-A-RIDE TRANSIT OPERATING ASSISTANCE	0.0	B9	OPERATE BUS	FTA	439,000	0	0	0	0	439,000
758	BB	TRF-0034-14B	MOORHEAD	SECT 5307: CITY OF MOORHEAD RR TRANSIT OPERATING ASSISTANCE	0.0	B9	OPERATE BUS	FTA	2,000,000	0	0	1,600,000	0	400,000
759	BB	TRF-0034-14C	MOORHEAD	SECT 5307: MOORHEAD PLANNING ASSISTANCE	0.0	B9	PLANNING	FTA	22,000	0	0	17,600	0	4,400
760	BB	TRF-0034-14D	MOORHEAD	SECT 5307: MOORHEAD PREVENTIVE MAINTENANCE	0.0	B9	PREVENTIVE MAINTENANCE	FTA	70,000	0	0	56,000	0	14,000
761	BB	TRF-0034-14E	MNDOT	CITY OF MOORHEAD, PURCHASE TWO PARA BUSES	0.0	B9	PURCHASE BUS	STP FTA	159,000	57,600	0	69,600	0	31,800
762	BB	TRF-0034-14N	MNDOT	SECT 5317: CITY OF MOORHEAD MOBILITY MANAGER	0.0	NF	OPERATE BUS	FTA	29,500	0	0	23,600	0	5,900
763	BB	TRF-0035-14	MNDOT	SECT 5311: CITY OF MORRIS TRANSIT OPERATING ASSISTANCE	0.0	OB	OPERATE BUS	FTA	426,000	0	0	341,000	0	85,000
764	BB	TRF-1131-14	MNDOT	SECT 5311: PRODUCTIVE ALTERNATIVES TRANSIT OPERATING ASSISTANCE	0.0	OB	OPERATE BUS	FTA	1,030,000	0	0	875,500	0	154,500
765	BB	TRF-2490-14	MNDOT	SECT 5311: MAHNOMEN COUNTY TRANSIT OPERATING ASSISTANCE	0.0	OB	OPERATE BUS	FTA	190,000	0	0	161,500	0	28,500
766	BB	TRF-7067-14	MNDOT	SECT 5311: RAINBOW RIDER TRANSIT OPERATING ASSISTANCE	0.0	OB	OPERATE BUS	FTA	1,501,000	0	0	1,275,850	0	225,150
767	BB	TRF-7318-14	MNDOT	SECT 5311: BECKER COUNTY TRANSIT OPERATING ASSISTANCE	0.0	OB	OPERATE BUS	FTA	366,000	0	0	310,250	0	55,750
768	BB	TRS-1131-14	MNDOT	PRODUCTIVE ALTERNATIVES, PURCHASE 3 BUSES (CLASS 400)	0.0	TR	PURCHASE BUS	STP	216,000	172,800	0	0	0	43,200
769	BB	TRS-7067-14	MNDOT	RAINBOW RIDER, PURCHASE 3 BUSES (CLASS 400)	0.0	TR	PURCHASE BUS	STP	216,000	172,800	0	0	0	43,200
770	BB	TRS-7318-14	MNDOT	BECKER COUNTY, PURCHASE BUS (CLASS 400)	0.0	TR	PURCHASE BUS	STP	72,000	57,600	0	0	0	14,400
771	RR	21-00120	MNDOT	BIRCH AVE, MUN 352, ALEXANDRIA, DOUGLAS COUNTY, INSTALL SIGNAL & GATES	0.0	SR	RAILROAD SIGNALS	RRS	275,000	247,500	0	0	0	27,500
772	RR	21-00121	MNDOT	CSAH 36, IN MILTONA, DOUGLAS COUNTY, INSTALL SIGNALS & GATES	0.0	SR	RAILROAD SIGNALS	RRS	275,000	247,500	0	0	0	27,500

Seq #	Route System	Project Number	Agency	Description	Miles	Program	Type of Work	Proposed Funds	Total	FHWA	AC	FTA	TH	Other
773	CSAH 1	021-601-032	DOUGLAS COUNTY	EVENSVILLE TO 3.1 MI SO, AGGREGATE BASE & BIT SURFACING	3.1	RD	GRADE AND SURFACE	STP	1,531,250	1,225,000	0	0	0	306,250
774	CSAH 6	044-606-012	MAHNOMEN COUNTY	JCT OF US 59 TO CSAH 4, BITUMINOUS SURFACING	13.2	RS	BITUMINOUS OVERLAY	STP	2,376,000	1,188,000	0	0	0	1,188,000
775	PED/BIKE	056-090-009	OTTER TAIL COUNTY	HALVORSON PARK TRAIL IN BATTLE LAKE	0.0	EN	ENHANCEMENT	TEA	63,400	42,720	0	0	0	20,680
776	CSAH 1	056-601-057	OTTER TAIL COUNTY	BITUMINOUS OVERLAY FROM CSAH 35 TO CSAH 45 - N.E. OF UNDERWOOD	2.5	RS	PEDESTRIAN BIKE TRAIL	TEA	850,000	680,000	0	0	0	170,000
777	CSAH 17	075-622-003	STEVENS COUNTY	BITUMINOUS MILL AND OVERLAY, FROM TH 59 TO TH 9 IN MORRIS	1.6	RD	MILL AND OVERLAY	STP	300,000	240,000	0	0	0	60,000
778	PED/BIKE	084-090-002	WILKIN COUNTY	LAKE BRECKENRIDGE TRAIL ON WILKIN CSAH 10 FROM BRECKINRIDGE TO LAKE BRECKENRIDGE	0.8	EN	PEDESTRIAN BIKE TRAIL	TEA	406,250	125,000	0	0	0	281,250
779	PED/BIKE	102-090-004	ALEXANDRIA	PEDESTRIAN/BIKE TRAIL ON 3RD AVE. IN ALEXANDRIA	0.0	EN	ENHANCEMENT	TEA	97,000	62,080	0	0	0	34,920
780	MSAS 125	126-125-003AC3	FERGUS FALLS	LINCOLN AVENUE & TOWER ROAD REVISION WITH NEW BRIDGE #56539 OVER OTTER TAIL RIVER (AC PAYBACK 3 of 3)	1.0	BR	GRADE, SURFACE & BRIDGE	STP	622,500	622,500	0	0	0	0
781	PED/BIKE	144-090-016AC1	MOORHEAD	BIKE/PED BRIDGE REPLACEMENT ON RED RIVER AT GOOSEBERRY/LINDENWOOD PARK (AC Payback 1 of 1)	0.1	EN	GRADE AND SURFACE	TEA	400,000	400,000	0	0	0	0
782	MSAS 136	144-136-011	MOORHEAD	FROM OAK WAY TO I-94 ON SE MAIN, BITUMINOUS MILL & SURFACING	1.7	RC	GRADE AND SURFACE	STP	2,500,000	832,500	0	0	0	1,667,500
783	US 10	1401-152	MNDOT	REPLACE BRIDGE # 14003 OVER THE BUFFALO RIVER (EB)	0.5	BR	GRADE AND BRIDGE	SF	1,080,700	0	0	0	1,080,700	0
784	MN 27	2101-21	MNDOT	HOFFMAN TO I-94 - COLD IN PLACE RECYCLE (ALTERNATE BID)	17.7	RD	MILL AND OVERLAY	STP	7,826,000	6,260,800	0	0	1,565,200	0
785	MN 27	7802-32	MNDOT	BROWNS VALLEY TO RP 12.9 - MILL & BITUMINOUS SURFACING	12.9	RD	MILL AND OVERLAY	STP	2,351,300	0	0	0	2,351,300	0
786	MN 29	2103-35	MNDOT	MCKAY AVE. TO TH 210 - MILL AND BITUMINOUS SURFACING	30.0	RD	MILL AND OVERLAY	STP	8,811,500	7,049,200	0	0	1,762,300	0
787	US 59	0305-31	MNDOT	N. JCT OF TH 34 TO CALLAWAY - MILL & BITUMINOUS OVERLAY (ALTERNATE BID)	14.2	RD	MILL AND OVERLAY	STP	8,093,100	6,474,500	0	0	1,618,600	0
788	US 75	1406-67	MNDOT	**ELLA** WILKIN COUNTY LINE TO CLAY CO RD 12 IN SO MOORHEAD ON TH 75, MILL & BITUMINOUS SURFACING	12.0	RS	MILL AND OVERLAY	STP	3,295,900	2,636,700	0	0	659,200	0

ATP: 4
 Fiscal Year: 2014

STIP for FY 2012-2015

Seq #	Route System	Project Number	Agency	Description	Miles	Program	Type of Work	Proposed Funds	Total	FHWA	AC	FTA	TH	Other
789	MN 999	8804-ADA-14	MNDOT	**ADA** DISTRICTWIDE "ADA" FUND - FY 2014	0.0	SC	PEDESTRIAN RAMPS	STP	162,500	130,000	0	0	32,500	0
790	MN 999	8804-RW-14	MNDOT	DISTRICTWIDE SETASIDES - RIGHT-OF-WAY - 2014	0.0	RW	RIGHT OF WAY	SF	1,500,000	0	0	0	1,500,000	0
791	MN 999	8804-SAS-14	MNDOT	DISTRICTWIDE SETASIDES - 2014	0.0	NA	MISCELLANEOUS	SF	7,336,500	0	0	0	7,336,500	0
792	LOCAL 999	8804-SHL-14	LOCAL	DISTRICTWIDE SETASIDES - SAFETY (LOCAL HSIP) - 2014	0.0	SH	STRIPING	HSIP	666,000	600,000	0	0	0	66,000
793	MN 999	8804-SHS-14	MNDOT	DISTRICTWIDE SAFETY IMPROVEMENTS (STATE HSIP) - 2014	0.0	SH	MISCELLANEOUS	HSIP	539,200	485,300	0	0	53,900	0
									\$58,276,600	\$30,010,100	\$0	\$4,875,900	\$17,960,200	\$5,430,400

Seq #	Route System	Project Number	Agency	Description	Miles	Program	Type of Work	Proposed Funds	Total	FHWA	AC	FTA	TH	Other
794	BB	TRF-0007-15	MNDOT	SECT 5311: CITY OF BENSON TRANSIT OPERATING ASSISTANCE	0.0	OB	OPERATE BUS	FTA	186,000	0	0	148,800	0	37,200
795	BB	TRF-0034-15A	MOORHEAD	SECT 5307: MOORHEAD DIAL-A-RIDE TRANSIT OPERATING ASSISTANCE	0.0	B9	OPERATE BUS	FTA	458,000	0	0	0	0	458,000
796	BB	TRF-0034-15B	MOORHEAD	SECT 5307: CITY OF MOORHEAD RR TRANSIT OPERATING ASSISTANCE	0.0	B9	OPERATE BUS	FTA	2,100,000	0	0	1,680,000	0	420,000
797	BB	TRF-0034-15C	MOORHEAD	SECT 5307: MOORHEAD PLANNING ASSISTANCE	0.0	B9	PLANNING	FTA	22,000	0	0	17,600	0	4,400
798	BB	TRF-0034-15D	MOORHEAD	SECT 5307: MOORHEAD PREVENTIVE MAINTENANCE	0.0	B9	PREVENTIVE MAINTENANCE	FTA	70,000	0	0	56,000	0	14,000
799	BB	TRF-0034-15E	MNDOT	CITY OF MOORHEAD, PURCHASE 1 BUS (CLASS 700)	0.0	B9	PURCHASE BUS	FTA	440,000	0	0	352,000	0	88,000
800	BB	TRF-0034-15F	MOORHEAD	CITY OF MOORHEAD, PURCHASE TWO SENIOR RIDE VANS	0.0	B9	PURCHASE BUS	FTA	50,000	0	0	40,000	0	10,000
801	BB	TRF-0034-15N	MNDOT	SECT 5317: CITY OF MOORHEAD MOBILITY MANAGER	0.0	NF	OPERATE BUS	FTA	30,400	0	0	24,320	0	6,080
802	BB	TRF-0035-15	MNDOT	SECT 5311: CITY OF MORRIS TRANSIT OPERATING ASSISTANCE	0.0	OB	OPERATE BUS	FTA	440,000	0	0	352,000	0	88,000
803	BB	TRF-1131-15	MNDOT	SECT 5311: PRODUCTIVE ALTERNATIVES TRANSIT OPERATING ASSISTANCE	0.0	OB	OPERATE BUS	FTA	1,060,000	0	0	901,000	0	159,000
804	BB	TRF-2490-15	MNDOT	SECT 5311: MAHNOMEN COUNTY TRANSIT OPERATING ASSISTANCE	0.0	OB	OPERATE BUS	FTA	196,000	0	0	166,600	0	29,400
805	BB	TRF-7067-15	MNDOT	SECT 5311: RAINBOW RIDER TRANSIT OPERATING ASSISTANCE	0.0	OB	OPERATE BUS	FTA	1,546,000	0	0	1,314,100	0	231,900
806	BB	TRF-7318-15	MNDOT	SECT 5311: BECKER COUNTY TRANSIT OPERATING ASSISTANCE	0.0	OB	OPERATE BUS	FTA	376,000	0	0	319,600	0	56,400
807	BB	TRS-0007-15	MNDOT	CITY OF BENSON, PURCHASE BUS (CLASS 400)	0.0	TR	PURCHASE BUS	STP	74,000	59,200	0	0	0	14,800
808	BB	TRS-0034-15	MNDOT	CITY OF MOORHEAD, PURCHASE BUS (CLASS 400)	0.0	TR	PURCHASE BUS	STP	80,000	64,000	0	0	0	16,000
809	BB	TRS-0035-15	MNDOT	CITY OF MORRIS, PURCHASE BUS (CLASS 400)	0.0	TR	PURCHASE BUS	STP	74,000	59,200	0	0	0	14,800
810	BB	TRS-1131-15	MNDOT	PRODUCTIVE ALTERNATIVES, PURCHASE 2 BUSES (CLASS 400)	0.0	TR	PURCHASE BUS	STP	148,000	118,400	0	0	0	29,600
811	BB	TRS-7067-15	MNDOT	RAINBOW RIDER, PURCHASE 4 BUSES (CLASS 400)	0.0	TR	PURCHASE BUS	STP	296,000	236,800	0	0	0	59,200

Seq #	Route System	Project Number	Agency	Description	Miles	Program	Type of Work	Proposed Funds	Total	FHWA	AC	FTA	TH	Other
812	RR	03-00124	MNDOT	LEGION STREET (MSAS 126), DETROIT LAKES, BECKER COUNTY, INSTALL GATES	0.0	SR	RAILROAD SIGNALS	RRS	300,000	270,000	0	0	0	30,000
813	RR	56-00131	MNDOT	CSAH 40, ALMORA, OTTERTAIL COUNTY, INSTALL GATES	0.0	SR	RAILROAD SIGNALS	RRS	300,000	270,000	0	0	0	30,000
814	CSAH 7	003-607-023AC	BECKER COUNTY	REPLACE BRIDGE #7175 OVER THE BNSF RR IN LAKE PARK (AC PAYBACK 1 of 1)	0.1	BR	BRIDGE REPLACEMENT	STP	400,000	400,000	0	0	0	0
815	CSAH 43	003-643-009	BECKER COUNTY	MILL AND OVERLAY FROM THE SOUTH COUNTY LINE TO TH 87	3.0	RD	MILL AND OVERLAY	STP	456,175	364,940	0	0	0	91,235
816	CSAH 45	003-645-003	BECKER COUNTY	BITUMINOUS OVERLAY FROM TH 87 TO CSAH 40	2.8	RS	BITUMINOUS OVERLAY	STP	425,763	340,610	0	0	0	85,153
817	CSAH 13	021-613-009	DOUGLAS COUNTY	BITUMINOUS OVERLAY FROM TH 29 IN CARLOS TO CP RAILROAD	0.9	RS	BITUMINOUS OVERLAY	STP	202,744	162,195	0	0	0	40,549
818	CSAH 42	021-642-012	DOUGLAS COUNTY	BITMINOUS OVERLAY FROM CARLOS/LAKE LEHOMMEDIU BRIDGE TO TH 29	3.3	RS	BITUMINOUS OVERLAY	STP	608,231	486,585	0	0	0	121,646
819	CSAH 46	021-646-005	DOUGLAS COUNTY	BITMINOUS OVERLAY FROM CP RAILROAD TO 1.5 MILES NORTH OF CSAH 23	2.1	RS	BITUMINOUS OVERLAY	STP	405,488	324,390	0	0	0	81,098
820	PED/BIKE	056-090-010	OTTER TAIL COUNTY	LAKE ADLEY PARK TRAIL - PARKERS PRAIRIE	0.0	EN	ENHANCEMENT	TEA	231,250	185,000	0	0	0	46,250
821	CSAH 28	056-628-013	OTTER TAIL COUNTY	REPLACE BRIDGE #56508 OVER PELICAN RIVER NEAR ERHARD	0.1	BR	BRIDGE REPLACEMENT	STP	400,000	320,000	0	0	0	80,000
822	CSAH 28	061-628-027	POPE COUNTY	BITUMINOUS RECLAMATION AND RESURFACING FROM TH 55 IN LOWRY TO CSAH 15	3.0	RD	BITUMINOUS RECLAMATION	STP	810,975	648,780	0	0	0	162,195
823	PED/BIKE	102-090-005	ALEXANDRIA	GENEVA ROAD PEDESTRIAN/BIKE LANES - PHASE II	0.0	EN	ENHANCEMENT	TEA	980,000	414,593	0	0	0	565,407
824	MUN 135	102-135-002AC1	ALEXANDRIA	URBAN GRADING AND SURFACING ON 50th AVE FROM TH 29 (BROADWAY AVE) TO CSAH 106 IN ALEXANDRIA (AC PAYBACK 1 OF 2)	1.0	MC	GRADING	STP	2,550,000	342,500	0	0	0	2,207,500
825	MUN 108	117-108-003	DETROIT LAKES	US 59 UNDERPASS AT MORROW AVE. & THOMAS ST EXTENSION IN DETROIT LAKES (TIED TO SP 0301-60)	0.1	MC	NEW BRIDGE	STP	1,862,500	1,490,000	0	0	0	372,500
826	MN 9	8402-17	MNDOT	JCT MN 55 to JCT US 75 IN DORAN, & JCT MN 28 to MN 27 IN HERMAN, & ON MN 55 FROM WENDELL TO US 59	21.8	RS	MILL AND OVERLAY	STP	10,267,300	8,213,800	0	0	2,053,500	0
827	US 10	0301-60	MNDOT	US 10 FROM AIRPORT RD TO US 59, & US 59 FROM US 10 TO MORROW AVE. (TIED TO SP 117-108-003) (AC PAYBACK IN 2016)	1.6	RC	GRADE AND BRIDGE	STP	8,578,600	6,462,900	2,000,000	0	2,115,700	0

STIP for FY 2012-2015

Seq #	Route System	Project Number	Agency	Description	Miles	Program	Type of Work	Proposed Funds	Total	FHWA	AC	FTA	TH	Other
828	MN 12	3403-66M	MNDOT	KERKHOVEN TO PENNOCK - BITUMINOUS OVERLAY (D8/D4 PROJECT)	7.6	RS	BITUMINOUS OVERLAY	SF	1,637,300	0	0	0	1,637,300	0
829	MN 29	7607-29	MNDOT	BENSON TO JCT OF MN 40 - MILL & BITUMINOUS OVERLAY & REPLACE BRIDGE #6550, 6551, 6552	14.0	RS	BRIDGE REPLACEMENT	SF	3,545,400	0	0	0	3,545,400	0
830	MN 34	1404-17	MNDOT	I-94 TO DUNVILLA - MILL & BITUMINOUS OVERLAY (ALTERNATE BID)	17.4	RS	MILL AND OVERLAY	STP SF	8,139,900	6,511,900	0	0	1,628,000	0
831	MN 999	8804-ADA-15	MNDOT	**ADA** DISTRICTWIDE "ADA" FUND - FY 2015	0.0	SC	PEDESTRIAN RAMPS	STP	162,500	130,000	0	0	32,500	0
832	MN 999	8804-RW-15	MNDOT	DISTRICTWIDE SETASIDES - RIGHT-OF-WAY - 2015	0.0	RW	RIGHT OF WAY	SF	1,500,000	0	0	0	1,500,000	0
833	MN 999	8804-SAS-15	MNDOT	DISTRICTWIDE SETASIDES - 2015	0.0	NA	MISCELLANEOUS	SF	6,225,400	0	0	0	6,225,400	0
834	LOCAL 999	8804-SHL-15	LOCAL	DISTRICTWIDE SETASIDES - SAFETY (LOCAL HSIP) - 2015	0.0	SH	STRIPING	HSIP	666,000	600,000	0	0	0	66,000
835	MN 999	8804-SHS-15	MNDOT	DISTRICTWIDE SAFETY IMPROVEMENTS (STATE HSIP) - 2015	0.0	SH	MISCELLANEOUS	HSIP	539,200	485,300	0	0	53,900	0
									\$58,841,126	\$28,961,093	\$2,000,000	\$5,372,020	\$18,791,700	\$5,716,313

Seq #	Route System	Project Number	Agency	Description	Miles	Program	Type of Work	Proposed Funds	Total	FHWA	AC	FTA	TH	Other
836	BB	TRF-0001-12	MN/DOT	SECT 5311: CEDAR VALLEY TRANSIT OPERATING ASSISTANCE	0.0	OB	OPERATE BUS	FTA	262,500	0	0	65,625	0	196,875
837	BB	TRF-0020-12	MN/DOT	SECT 5311: CITY OF FARIBAUT TRANSIT OPERATING ASSISTANCE	0.0	OB	OPERATE BUS	FTA	173,250	0	0	50,243	0	123,007
838	BB	TRF-0039-12	MN/DOT	SECT 5311: CITY OF NORTHFIELD TRANSIT OPERATING ASSISTANCE	0.0	OB	OPERATE BUS	FTA	358,050	0	0	107,415	0	250,635
839	BB	TRF-0047-12A	ROCHESTER	SECT 5307: ROCHESTER DAR TRANSIT OPERATING ASSISTANCE	0.0	B9	OPERATE BUS	LF	727,106	0	0	0	0	727,106
840	BB	TRF-0047-12B	ROCHESTER	SECT 5307: ROCHESTER RR TRANSIT OPERATING ASSISTANCE	0.0	B9	OPERATE BUS	FTA	6,026,352	0	0	1,603,292	0	4,423,060
841	BB	TRF-0047-12D	ROCHESTER	SECT 5307/5309: ROCHESTER CONSTRUCT ST MARY'S TRANSIT HUB	0.0	B9	BUS GRANT CAPITAL IMPROVEMENT	FTA	200,000	0	0	160,000	0	40,000
842	BB	TRF-0047-12E	ROCHESTER	SECT 5307/5309: PHASE V: CONSTRUCT BUS GARAGE	0.0	B9	BUS GRANT CAPITAL IMPROVEMENT	FTA	12,300,000	0	0	9,840,000	0	2,460,000
843	BB	TRF-0065-12	MN/DOT	SECT 5311: CITY OF WINONA TRANSIT OPERATING ASSISTANCE	0.0	OB	OPERATE BUS	FTA	506,100	0	0	126,525	0	379,575
844	BB	TRF-1977-12	MN/DOT	SECT 5311: SEMCAC TRANSIT OPERATING ASSISTANCE	0.0	OB	OPERATE BUS	FTA	242,550	0	0	65,489	0	177,061
845	BB	TRF-2497-12	MN/DOT	SECT 5311: CITY OF STEWARTVILLE TRANSIT OPERATING ASSISTANCE	0.0	OB	OPERATE BUS	FTA	73,500	0	0	19,110	0	54,390
846	BB	TRF-3342-12	MN/DOT	SECT 5311: STEELE CO TRANSIT OPERATING ASSISTANCE	0.0	OB	OPERATE BUS	FTA	430,500	0	0	116,235	0	314,265
847	BB	TRF-3780-12	LA CRESCENT	SECT 5307: LA CRESCENT TRANSIT OPERATING ASSISTANCE	0.0	B9	OPERATE BUS	FTA	287,571	0	0	92,000	0	195,571
848	BB	TRF-7071-12	MN/DOT	SECT 5311: AMCAT TRANSIT OPERATING ASSISTANCE	0.0	OB	OPERATE BUS	FTA	562,800	0	0	129,444	0	433,356
849	BB	TRF-7284-12	MN/DOT	SECT 5311: THREE RIVERS TRANSIT OPERATING ASSISTANCE	0.0	OB	OPERATE BUS	FTA	1,000,650	0	0	280,182	0	720,468
850	BB	TRS-0039-12	MN/DOT	NORTHFIELD - PURCHASE 1 BUS (CLASS 400)	0.0	TR	PURCHASE BUS	STP	70,000	56,000	0	0	0	14,000
851	BB	TRS-0047-12A	ROCHESTER	SECT 5307/5309: ROCHESTER RR - PURCHASE 6 BUSES (CLASS 700)	0.0	B9	PURCHASE BUS	STP FTA	2,280,000	442,400	0	1,381,600	0	456,000
852	BB	TRS-1977-12	MN/DOT	SEMCAC - PURCHASE 1 BUS (CLASS 400)	0.0	TR	PURCHASE BUS	STP	70,000	56,000	0	0	0	14,000

Seq #	Route System	Project Number	Agency	Description	Miles	Program	Type of Work	Proposed Funds	Total	FHWA	AC	FTA	TH	Other
853	BB	TRS-3342-12	MN/DOT	STEELE COUNTY - PURCHASE 1 BUS (CLASS 400)	0.0	TR	PURCHASE BUS	STP	70,000	56,000	0	0	0	14,000
854	BB	TRS-7284-12	MN/DOT	THREE RIVERS - PURCHASE 1 BUS (CLASS 400)	0.0	TR	PURCHASE BUS	STP	70,000	56,000	0	0	0	14,000
855	RR	24-00132	ALBERT LEA	UP - UPGRADE TO GATES - MYERS ROAD, ALBERT LEA, FREEBORN COUNTY (AC PROJECT - PAYBACK IN 2014)	0.0	SR	RR X-ING IMPROVEMENTS	RRS	30,000	0	270,000	0	0	30,000
856	RR	25-00115	MNDOT	REPLACE FLASHING LIGHT SIGNALS WITH GATES AND CANTILEVER WITH A FOUR GATE SYSTEM AT BROAD ST, RED WING, GOODHUE COUNTY (2010 HSR FUNDS)	0.0	SR	RR X-ING IMPROVEMENTS	FFM	336,000	336,000	0	0	0	0
857	RR	25-00117	MNDOT	CONDUCT A FEASIBILITY STUDY, INCLUDING PRELIMINARY ENGINEERING (PROJECT MEMORANDUM) AND FINAL DESIGN, AT VARIOUS RAILROAD CROSSING LOCATIONS IN GOODHUE, WABASHA, AND WINONA COUNTIES TO DETERMINE IF MEDIANS MAY BE INSTALLED (2009 HSR FUNDS)	0.0	PL	PLANNING	FFM	74,908	74,908	0	0	0	0
858	RR	50-00112	MOWER COUNTY	IC&E - INSTALL GATES - CSAH 25, 224TH ST, AUSTIN, MOWER CO	0.0	SR	RR X-ING IMPROVEMENTS	RRS	275,000	247,500	0	0	0	27,500
859	RR	66-00114	RICE COUNTY	UP - UPGRADE TO GATES - CSAH 8, 130TH ST E, DUNDAS (2 MI SW), RICE CO	0.0	SR	RR X-ING IMPROVEMENTS	RRS	300,000	270,000	0	0	0	30,000
860	RR	85-00140	WINONA COUNTY	DM&E - INSTALL GATES - CSAH 18, UTICA, WINONA CO	0.0	SR	RR X-ING IMPROVEMENTS	RRS	275,000	247,500	0	0	0	27,500
861	RR	85-00146	MNDOT	INSTALL FLASHING LIGHT SIGNALS WITH GATES AT MUN 6, TIBBETT'S CROSSING, DAKOTA, WINONA COUNTY (2010 HSR FUNDS)	0.0	SR	RR X-ING IMPROVEMENTS	FFM	261,000	261,000	0	0	0	0
862	LOCAL 999	024-070-009	FREEBORN COUNTY	EDGE LINE RUMBLE STRIPES - VARIOUS LOCATIONS IN FREEBORN COUNTY	0.0	SH	SAFETY TARGET	HSIP	70,350	63,315	0	0	0	7,035
863	LOCAL 999	024-070-010	FREEBORN COUNTY	INTERSECTION LIGHTING - VARIOUS LOCATIONS IN FREEBORN COUNTY	0.0	SH	SAFETY TARGET	HSIP	126,000	113,400	0	0	0	12,600
864	CR 249	028-598-010	HOUSTON COUNTY	REPLACE BR 6938- 9.5 MI E OF TH 44	0.0	BR	BRIDGE REPLACEMENT	STP	400,000	170,000	0	0	0	230,000
865	TWN 252	028-599-075	HOUSTON COUNTY	REPLACE BR L5826- 0.5 MI E OF TH 76	0.0	BR	BRIDGE REPLACEMENT	BROS	450,000	215,000	0	0	0	235,000
866	CSAH 4	028-604-029	HOUSTON COUNTY	REPLACE BR 7033- 4.0 MI SW OF TH 76	0.0	BR	BRIDGE REPLACEMENT	BROS	400,000	170,000	0	0	0	230,000
867	PED/BIKE	050-629-011	MOWER COUNTY	REHABILITATE/RESTORE BR 5368 (ROOSEVELT BRIDGE) - PHASE II	0.1	EN	PEDESTRIAN BIKE BRIDGE	TEA	2,500,000	1,407,090	0	0	0	1,092,910

Seq #	Route System	Project Number	Agency	Description	Miles	Program	Type of Work	Proposed Funds	Total	FHWA	AC	FTA	TH	Other
868	LOCAL 999	055-070-019	OLMSTED COUNTY	EPOXY 6 INCH EDGELINE - VARIOUS LOCATIONS IN OLMSTED COUNTY	42.8	SH	SAFETY TARGET	HSIP	271,320	244,188	0	0	0	27,132
869	PED/BIKE	055-090-002	OLMSTED COUNTY	MAYOWOOD RD (OLMSTED CO RD 125) TRAIL & TRAILHEAD DEVELOPMENT	0.9	EN	PEDESTRIAN BIKE TRAIL	TEA	405,283	271,540	0	0	0	133,743
870	CSAH 11	066-611-015	RICE COUNTY	GRADE & SURFACE WESTERN AVE TO 0.6 MI W - FARIBAULT	0.6	RC	GRADE AND SURFACE	STP	1,000,000	767,000	0	0	0	233,000
871	CSAH 7	074-607-014AC	STEELE COUNTY	NEW BR 74551 OVER DM&E RR (AC PAYBACK 1 OF 1)	0.0	MC	GRADE, SURFACE &	STP	160,000	160,000	0	0	0	0
872	CSAH 34	074-634-010AC	STEELE COUNTY	STEELE CSAH 1 TO STEELE CSAH 8, GRADE & SURFACE - (AC PAYBACK 1 OF 1)	1.5	RC	GRADE AND SURFACE	STP	120,000	120,000	0	0	0	0
873	CSAH 4	079-604-044AC	WABASHA COUNTY	GRADE, SURFACE & BRIDGE, WABASHA CSAH 4 AND CSAH 10 FROM MN TH 42 TO 0.25 MI EAST OF OLMSTED CSAH 2 (AC PAYBACK 1 OF 1)	5.8	RC	GRADE, SURFACE &	STP	1,805,910	1,805,910	0	0	0	0
874	PED/BIKE	085-591-001	WINONA COUNTY	**SRTS** GOODVIEW - PE FOR SIDEWALKS ALONG 8TH STREET AND FROM 8TH STREET TO 6TH STREET (SEE 085-591-002 FOR CONST PROJ)	0.0	BT	PEDESTRIAN BIKE TRAIL	SRTS	23,190	23,190	0	0	0	0
875	PED/BIKE	085-591-002	WINONA COUNTY	**SRTS** GOODVIEW - CE & CONSTRUCTION OF SIDEWALKS ALONG 8TH STREET AND FROM 8TH STREET TO 6TH STREET	0.0	BT	PEDESTRIAN BIKE TRAIL	SRTS	259,500	259,500	0	0	0	0
876	LOCAL 999	088-070-030	DISTRICTWIDE	DISTRICT 6 CHEVRONS - VARIOUS LOCATIONS DISTRICTWIDE	0.0	SH	SAFETY TARGET	HSIP	552,933	497,640	0	0	0	55,293
877	MUN	101-138-001AC	ALBERT LEA	GRADE & SURFACE: MYERS RD; TH 65 & 14TH ST - (AC PAYBACK 1 of 1)	0.6	RC	GRADE AND SURFACE	STP	296,009	296,009	0	0	0	0
878	MUN	104-126-004	AUSTIN	GRADE & SURFACE: 14TH ST NW; OAKLAND AVE TO 8TH AVE - AUSTIN	0.5	RC	GRADE AND SURFACE	STP	750,000	600,000	0	0	0	150,000
879	MUN	125-118-004	FARIBAULT	INTERSECTION IMPROVEMENTS & SIGNAL: 1ST AVE NE & 4TH ST NE - FARIBAULT	0.2	RC	GRADE AND SURFACE	STP	1,300,000	880,000	0	0	0	420,000
880	PED/BIKE	159-090-017	ROCHESTER	TRAIL BRIDGE ACROSS OLMSTED CSAH 4/VALLEY HIGH DR	0.0	EN	ENHANCEMENT	TEA	641,460	441,460	0	0	0	200,000
881	MUN	159-132-006	ROCHESTER	TH 52 INTERCHANGE IMPROVEMENTS: 55TH ST NW - W TO E FRONTAGE RD	0.4	MC	GRADE AND SURFACE	STP	2,750,000	1,375,000	0	0	0	1,375,000
882	MUN	240-080-001AC	KASSON	REPLACE EXISTING BRIDGE NO L0979 WITH NEW BRIDGE NO 20560 AND RECONSTRUCT 3,225 FEET OF ROAD APPROACH (AC PAYBACK 1 OF 1)	0.6	BR	BRIDGE REPLACEMENT	BROS	585,236	585,236	0	0	0	0

Seq #	Route System	Project Number	Agency	Description	Miles	Program	Type of Work	Proposed Funds	Total	FHWA	AC	FTA	TH	Other
883	TH 14	5501-35	MN/DOT	HEAVY BIT. OVERLAY FROM CSAH 5 (BYRON) TO TH 52 (AC PROJECT, PAYBACK IN 2013)	16.1	RS	BITUMINOUS OVERLAY	NHS	1,100,000	0	4,400,000	0	1,100,000	0
884	TH 16	2304-47	MN/DOT	**ELLA** BITUMINOUS MILL & OVERLAY FROM S. JCT. T.H. 43 (RUSHFORD) TO 0.16 MI. W. OF W. HOUSTON CITY LIMITS - TIED WITH 2808-18	10.3	RS	MILL AND OVERLAY	STP	2,646,246	2,116,997	0	0	529,249	0
885	TH 19	2503-30	MN/DOT	BITUMINOUS RECLAMATION FROM 0.04 MI. E. ALMOND ST. (CANNON FALLS) TO T.H. 61	15.6	RS	BITUMINOUS RECLAMATION	STP	6,221,600	4,977,280	0	0	1,244,320	0
886	TH 30	7404-09	MN/DOT	**BR4M** MEDIUM BITUMINOUS MILL AND OVERLAY FROM T-130 X-ING TO N. JCT. T.H. 218	7.6	RS	MILL AND OVERLAY	SF	1,900,000	0	0	0	1,900,000	0
887	I 35	6680-108	MN/DOT	**BR4M** CONCRETE PAVEMENT REHABILITATION NB AND SB FROM 0.1 MI. N. CSAH 9 TO HEATH CREEK REST AREA ENTRANCE RAMP	5.7	RS	CONCRETE PAVEMENT REHAB	SF	2,600,000	0	0	0	2,600,000	0
888	I 35	7480-120	MN/DOT	RECONSTRUCTION OF MEDFORD ROUND-A-BOUTS	0.4	SC	GRADE AND SURFACE	SF	250,000	0	0	0	250,000	0
889	TH 42	7901-43	MN/DOT	REPLACE BRIDGE 5968 ON T.H. 42 (NEAR ELGIN)	0.0	BR	BRIDGE REPLACEMENT	BR	1,500,000	1,200,000	0	0	300,000	0
890	TH 43	2306-22	MN/DOT	REPLACE BRIDGE 23004 NEAR CHOICE	0.0	BR	BRIDGE REPLACEMENT	BR	1,740,000	1,392,000	0	0	348,000	0
891	TH 52	2310-34	MN/DOT	PRESTON HISTORIC OVERLOOK RESTORATION - SCENIC BYWAY FUNDS	0.0	RB	REST AREA	SB	987,516	787,516	0	0	200,000	0
892	TH 52	2505-48CE1	MN/DOT	DESIGN BUILD - ELK RUN INTERCHANGE - 2012 COSTS FOR CONSTRUCTION ENGINEERING	1.5	MC	GRADE AND BRIDGE	SF	1,890,000	0	0	0	1,890,000	0
893	TH 52	2505-48RW1	MN/DOT	**BP08**DESIGN BUILD - ELK RUN INTERCHANGE - 2012 COSTS FOR RIGHT OF WAY	1.5	MC	GRADE AND BRIDGE	SF	3,565,000	0	0	0	3,565,000	0
894	TH 52	2505-48UT1	MN/DOT	DESIGN BUILD - ELK RUN INTERCHANGE - 2012 COSTS FOR UTILITIES	1.5	MC	GRADE AND BRIDGE	SF	1,000,000	0	0	0	1,000,000	0
895	TH 52	2505-49	MN/DOT	CONCRETE PAVEMENT REHABILITATION NB AND SB FROM 85TH STREET (ROCHESTER) TO 1.3 MI N OF GOODHUE CSAH 7 (NEAR ZUMBROTA)	12.5	RS	CONCRETE PAVEMENT REHAB	NHS	5,230,000	4,184,000	0	0	1,046,000	0
896	TH 52	2506-69	MN/DOT	**TED** COOPERATIVE AGREEMENT - GRADING AND BITUMINOUS SURFACING AT INTERSECTION OF TH 52 AND CSAH 68 NORTH OF ZUMBROTA IN GOODHUE COUNTY	0.2	AM	GRADE AND SURFACE	SF BF LF	1,548,225	0	0	0	400,000	1,148,225

Seq #	Route System	Project Number	Agency	Description	Miles	Program	Type of Work	Proposed Funds	Total	FHWA	AC	FTA	TH	Other
897	TH 56	2006-27	MN/DOT	ALTERNATE DESIGN - BIT RECLAMATION/WHITETOPPING FROM CONCORD ST CSAH 24 (WEST CONCORD) TO HOME ST (KENYON) PLUS REPL BR 5713 & APPRS (N OF WEST CONCORD)	8.8	RS	BITUMINOUS RECLAMATION	STP	5,024,400	4,019,520	0	0	1,004,880	0
898	TH 56	2312-14	MN/DOT	**BR4M** MEDIUM BITUMINOUS MILL AND OVERLAY FROM JCT US 63 TO E CITY LIMITS OF LEROY	6.4	RS	MILL AND OVERLAY	SF	1,600,000	0	0	0	1,600,000	0
899	TH 56	2507-23	MN/DOT	RECONSTRUCT FROM HOME ST TO JCT TH 60 (KENYON)	0.6	RS	BITUMINOUS RECLAMATION	STP	1,333,000	603,200	0	0	150,800	579,000
900	TH 57	2509-22	MN/DOT	**BR4M** HEAVY BITUMINOUS MILL AND OVERLAY FROM 0.35 MI. N. C.R. 30 TO JCT. T.H. 52	4.0	RS	MILL AND OVERLAY	SF	1,104,000	0	0	0	1,104,000	0
901	MN 60	7903-49	MN/DOT	**FMP** CONTRACT WORK FOR REPAIR OF THE BUCHMAN COULEE NEAR BRIDGE NO. 5827	0.1	RS	EROSION REPAIR	BF	20,000	0	0	0	0	20,000
902	TH 61	2513-88	MN/DOT	RED WING - TRAFFIC FLOW IMPROVEMENT PROJECT - T.H. 58, 61 AND 63	0.3	SC	TURN LANES	SF	116,000	0	0	0	116,000	0
903	TH 61	7904-40	MN/DOT	REPLACE BRIDGE 6461 OVER EAST INDIAN CREEK - LOCATED 1.3 MI. NW OF JCT. T.H. 74 (AC PROJECT, PAYBACK IN 2013)	0.0	BR	BRIDGE REPLACEMENT	NHS	378,000	0	1,000,000	0	378,000	0
904	TH 63	5510-77	MN/DOT	INTERSECTION IMPROVEMENTS AT 75TH ST. (CSAH 14) AND T.H. 63 INTERSECTION - ROCHESTER	0.0	SH	GRADE AND SURFACE	HSIP	1,500,000	675,000	0	0	75,000	750,000
905	TH 63	7907-13	MN/DOT	REPLACE BRIDGE 4342 OVER STREAM (ZUMBRO FALLS)	0.0	BR	BRIDGE REPLACEMENT	STP	450,000	360,000	0	0	90,000	0
906	TH 63	7908-29	MN/DOT	**ELLA** MEDIUM BITUMINOUS MILL AND OVERLAY FROM CR 78 TO TH 61	6.2	RS	MILL AND OVERLAY	STP	1,820,384	1,456,307	0	0	364,077	0
907	MN 74	8507-26	MN/DOT	**TED** - ST. CHARLES INTERSTATE 90 BUSINESS PARK. TURN LANES WILL BE CONSTRUCTED ON TH 74 TO PROVIDE SAFER ACCESS TO THE NEW BUSINESS PARK	0.2	AM	GRADE AND SURFACE	BF	70,000	0	0	0	0	70,000
908	I 90	5580-86AC	MN/DOT	BITUMINOUS MILL & OVERLAY FROM 0.3 MI. E. T.H. 63 TO 1.7 MI. E. OLMSTED CSAH 19 - WB LANES (AC PAYBACK 1 OF 1)	12.7	RS	MILL AND OVERLAY	IM	2,738,098	2,738,098	0	0	0	0
909	I 90	8580-149	MN/DOT	**BP08** DRESBACH BRIDGE 9320 OVER MISSISSIPPI RIVER - BRIDGE REHABILITATION - INCLUDES \$21.45M SBPF (30%) AND \$71.5M TH BONDS - AC PROJECT, PAYBACK IN 2013 AND 2014	0.3	BR	BRIDGE REPLACEMENT	IM BF	140,430,000	21,450,000	50,050,000	0	0	118,980,000
910	TH 246	6614-26	MN/DOT	**ELLA** FROM TH 3 TO CSAH 26 - THIN MILL AND OVERLAY, MEDIUM MILL AND OVERLAY	12.2	RS	MILL AND OVERLAY	STP	3,092,249	2,473,799	0	0	618,450	0

ATP: 6
 Fiscal Year: 2012

STIP for FY 2012-2015

Seq #	Route System	Project Number	Agency	Description	Miles	Program	Type of Work	Proposed Funds	Total	FHWA	AC	FTA	TH	Other
911	TH 999	8826-74	MN/DOT	PEDESTRIAN RAMPS - IN THE CITIES OF KASSON, HAYFIELD, HOLLAND AND GLENVILLE - 2012	0.0	SC	PED./BIKE IMPROVEMENT	STP	339,000	230,000	0	0	109,000	0
912	LOCAL	8826-115	MN/DOT	ZUMBROTA HISTORICAL COVERED BRIDGE - SAFETY SYSTEM - NATIONAL HISTORIC COVERED BRIDGE PRESERVATION (NHCBP) PROGRAM GRANT	0.0	AM	BRIDGE REPAIR	FFM	50,000	40,000	0	0	10,000	0
913	TH 999	8826-116	MN/DOT	PEDESTRIAN RAMPS - IN THE CITIES OF KENYON, NERSTRAND, BLOOMING PRAIRIE AND ELLENDALE - 2012	0.0	SC	PED./BIKE IMPROVEMENT	SF	348,000	0	0	0	348,000	0
914	LOCAL 999	8806-OVR-12	MULTICOUNTY	SETASIDE FOR LOCAL PROJECT COST OVERRUNS - F.Y. 2012	0.0	RC	MISCELLANEOUS	STP	442,489	353,991	0	0	0	88,498
915	MN 999	8806-RW-12	MN/DOT	DISTRICTWIDE SETASIDES - RW - 2012	0.0	RW	RIGHT OF WAY	SF	2,620,952	0	0	0	2,620,952	0
916	MN 999	8806-SAS-12	MNDOT	DISTRICTWIDE SETASIDES - 2012	0.0	NA	MISCELLANEOUS	SF	18,241,202	0	0	0	18,241,202	0
917	LOCAL 999	8806-SHL-12	LOCAL	HSIP/HRRR SETASIDE - LOCAL - 2012	0.0	SH	SAFETY TARGET	HSIP	567,632	510,869	0	0	0	56,763
918	MN 999	8806-SHS-12	MN/DOT	HSIP/HRRR SETASIDE (PROACTIVE) - MN/DOT 2012	0.0	SH	SAFETY TARGET	HSIP	727,778	655,000	0	0	72,778	0
									\$257,321,799	\$62,792,363	\$55,720,000	\$14,037,160	\$43,275,708	\$137,216,568

Seq #	Route System	Project Number	Agency	Description	Miles	Program	Type of Work	Proposed Funds	Total	FHWA	AC	FTA	TH	Other
919	BB	TRF-0001-13	MN/DOT	SECT 5311: CEDAR VALLEY TRANSIT OPERATING ASSISTANCE	0.0	OB	OPERATE BUS	FTA	275,625	0	0	66,150	0	209,475
920	BB	TRF-0020-13	MN/DOT	SECT 5311: CITY OF FARIBAUT TRANSIT OPERATING ASSISTANCE	0.0	OB	OPERATE BUS	FTA	181,913	0	0	52,755	0	129,158
921	BB	TRF-0039-13	MN/DOT	SECT 5311: CITY OF NORTHFIELD TRANSIT OPERATING ASSISTANCE	0.0	OB	OPERATE BUS	FTA	375,953	0	0	112,786	0	263,167
922	BB	TRF-0047-13A	ROCHESTER	SECT 5307: ROCHESTER DAR TRANSIT OPERATING ASSISTANCE	0.0	B9	OPERATE BUS	LF	763,461	0	0	0	0	763,461
923	BB	TRF-0047-13B	ROCHESTER	SECT 5307: ROCHESTER RR TRANSIT OPERATING ASSISTANCE	0.0	B9	OPERATE BUS	FTA	6,327,670	0	0	1,735,856	0	4,591,814
924	BB	TRF-0047-13C	ROCHESTER	PARK AND RIDE STUDY AND DESIGN	0.0	B9	OPERATE BUS	FTA	150,000	0	0	120,000	0	30,000
925	BB	TRF-0047-13D	ROCHESTER	SECT 5307/5309: CITY OF ROCHESTER - NORTHWEST TRANSIT HUB - DESIGN	0.0	B9	BUS GRANT CAPITAL IMPROVEMENT	FTA	150,000	0	0	120,000	0	30,000
926	BB	TRF-0065-13	MN/DOT	SECT 5311: CITY OF WINONA TRANSIT OPERATING ASSISTANCE	0.0	OB	OPERATE BUS	FTA	531,405	0	0	132,851	0	398,554
927	BB	TRF-1977-13	MN/DOT	SECT 5311: SEMCAC TRANSIT OPERATING ASSISTANCE	0.0	OB	OPERATE BUS	FTA	254,678	0	0	68,763	0	185,915
928	BB	TRF-2497-13	MN/DOT	SECT 5311: CITY OF STEWARTVILLE TRANSIT OPERATING ASSISTANCE	0.0	OB	OPERATE BUS	FTA	77,175	0	0	20,066	0	57,109
929	BB	TRF-3342-13	MN/DOT	SECT 5311: STEELE CO TRANSIT OPERATING ASSISTANCE	0.0	OB	OPERATE BUS	FTA	452,025	0	0	122,047	0	329,978
930	BB	TRF-3780-13	LA CRESCENT	SECT 5307: LA CRESCENT TRANSIT OPERATING ASSISTANCE	0.0	B9	OPERATE BUS	FTA	301,950	0	0	94,000	0	207,950
931	BB	TRF-7071-13	MN/DOT	SECT 5311: AMCAT TRANSIT OPERATING ASSISTANCE	0.0	OB	OPERATE BUS	FTA	590,940	0	0	135,916	0	455,024
932	BB	TRF-7284-13	MN/DOT	SECT 5311: THREE RIVERS TRANSIT OPERATING ASSISTANCE	0.0	OB	OPERATE BUS	FTA	1,050,683	0	0	294,191	0	756,492
933	BB	TRS-0020-13	FARIBAUT	FARIBAUT - PURCHASE 1 BUS (CLASS 400)	0.0	TR	PURCHASE BUS	STP	72,000	57,600	0	0	0	14,400
934	BB	TRS-0039-13	NORTHFIELD	NORTHFIELD - PURCHASE 1 BUS (CLASS 400)	0.0	TR	PURCHASE BUS	STP	72,000	57,600	0	0	0	14,400
935	BB	TRS-0047-13A	ROCHESTER	ROCHESTER DAR - PURCHASE 2 BUSES (CLASS 600)	0.0	TR	PURCHASE BUS	STP	418,000	167,200	0	0	0	250,800
936	BB	TRS-0047-13B	ROCHESTER	ROCHESTER RR - PURCHASE 4 BUSES (CLASS 700)	0.0	B9	PURCHASE BUS	STP FTA	1,520,000	300,800	0	915,200	0	304,000

Seq #	Route System	Project Number	Agency	Description	Miles	Program	Type of Work	Proposed Funds	Total	FHWA	AC	FTA	TH	Other
937	BB	TRS-7071-13	AMCAT	AMCAT - PURCHASE 1 BUS (CLASS 400)	0.0	TR	PURCHASE BUS	STP	72,000	57,600	0	0	0	14,400
938	BB	TRS-7284-13A	THREE RIVERS	THREE RIVERS - PURCHASE 1 BUS (CLASS 400)	0.0	TR	PURCHASE BUS	STP	72,000	57,600	0	0	0	14,400
939	BB	TRS-7284-13B	THREE RIVERS	THREE RIVERS - PURCHASE 1 BUS (CLASS 500)	0.0	TR	PURCHASE BUS	STP	125,000	100,000	0	0	0	25,000
940	RR	24-00130	FREEBORN COUNTY	UP - INSTALL GATES, CSAH 1, 110TH ST, GORDONSVILLE, FREEBORN CO	0.0	SR	RR X-ING IMPROVEMENTS	RRS	300,000	270,000	0	0	0	30,000
941	RR	85-00144	WINONA COUNTY	DM&E - INSTALL GATES, RICHLAND AVE, MUN 18, ST CHARLES, WINONA CO	0.0	SR	RR X-ING IMPROVEMENTS	RRS	250,000	225,000	0	0	0	25,000
942	RR	85-00145	WINONA COUNTY	DM&E - INSTALL GATES, CSAH 34, ST CHARLES, WINONA CO	0.0	SR	RR X-ING IMPROVEMENTS	RRS	250,000	225,000	0	0	0	25,000
943	CSAH 24	020-624-018	DODGE COUNTY	GRADE & SURFACE FROM DODGE CSAH 22 TO TH 56	3.2	RC	GRADE AND SURFACE	STP	2,500,000	2,000,000	0	0	0	500,000
944	MUN	023-599-092	FILLMORE COUNTY	REPLACE BR L4885 OVER BEAR CREEK 0.8 MI NW OF JCT FILLMORE CSAH 8	0.0	BR	BRIDGE REPLACEMENT	BROS	318,800	120,000	0	0	0	198,800
945	CSAH 22	024-622-009	FREEBORN COUNTY	BRIDGE AVENUE - RECONSTRUCTION & CONCRETE PAVEMENT BETWEEN I-90 & FREEBORN CSAH 25	2.8	RC	GRADE AND SURFACE	STP	1,418,000	1,134,500	0	0	0	283,500
946	TWN 229	025-599-104	GOODHUE COUNTY	TWP 229 REPLACE BR L9473 0.25 MI W OF GOODHUE CSAH 14	0.2	BR	BRIDGE REPLACEMENT	BROS	1,000,000	800,000	0	0	0	200,000
947	CSAH 8	028-608-013	HOUSTON COUNTY	GRADING & BRIDGE REPLACEMENT(88417) FROM THE IOWA LINE TO JCT OF TH 44 & HOUSTON CSAH 8	3.0	BR	GRADE AND SURFACE	STP	1,592,680	1,274,144	0	0	0	318,536
948	MUN 12	050-597-007	MOWER COUNTY	MUN 12 REPLACE BR L5011 0.6 MILES EAST OF JCT TH 218	0.2	BR	BRIDGE REPLACEMENT	BROS	400,000	320,000	0	0	0	80,000
949	PED/BIKE	055-591-002	OLMSTED COUNTY	**SRTS**PE TO CLOSE GAPS IN SIDEWALK SYSTEM (SEE 055-591-003 FOR CONST PROJ)	0.0	BT	PEDESTRIAN BIKE TRAIL	SRTS	27,500	27,500	0	0	0	0
950	PED/BIKE	055-591-003	OLMSTED COUNTY	**SRTS** IN EYOTA- CE AND CONSTRUCTION TO CLOSE GAPS IN SIDEWALK SYSTEM.	0.0	BT	PEDESTRIAN BIKE TRAIL	SRTS	328,450	328,450	0	0	0	0
951	LOCAL 999	066-070-008	RICE COUNTY	EDGE LINE RUMBLE STRIPES - VARIOUS LOCATIONS IN RICE COUNTY	0.0	SH	SAFETY TARGET	HSIP	121,800	109,620	0	0	0	12,180
952	CSAH 45	066-645-007AC	RICE COUNTY	RECONSTRUCTION FROM RICE CSAH 15 TO APPROXIMATELY 2.25 MILES NORTH (AC PAYBACK 1 OF 1)	2.3	RC	GRADE AND SURFACE	STP	243,600	243,600	0	0	0	0
953	CSAH 30	079-630-015	WABASHA COUNTY	MILL & OVERLAY FROM NORTH INTERSECTION OF TH 61 TO NORTH INTERSECTION OF WABASHA CSAH 24	3.7	RS	MILL AND OVERLAY	STP	1,400,000	1,120,000	0	0	0	280,000

Seq #	Route System	Project Number	Agency	Description	Miles	Program	Type of Work	Proposed Funds	Total	FHWA	AC	FTA	TH	Other
954	PED/BIKE	085-591-003	WINONA COUNTY	**SRTS** PE FOR PATH FROM BENSON DR NEIGHBORHOOD TO SCHOOL AND SAFETY IMPROVEMENTS TO CROSSINGS AND ROUTE DESIGNATION (SEE 085-591-004 FOR CONST PROJ)	0.0	BT	PEDESTRIAN BIKE TRAIL	SRTS	8,100	8,100	0	0	0	0
955	PED/BIKE	085-591-004	WINONA COUNTY	**SRTS**LEWISTON - CE AND CONSTRUCTION OF PATH FROM BENSON DR NEIGHBORHOOD TO SCHOOL AND SAFETY IMPROVEMENTS TO CROSSINGS AND ROUTE DESIGNATION	0.0	BT	PEDESTRIAN BIKE TRAIL	SRTS	93,400	93,400	0	0	0	0
956	PED/BIKE	092-090-047	DNR	MILL TOWNS TRAIL - BRIDGE	0.1	EN	ENHANCEMENT	TEA	665,000	532,000	0	0	0	133,000
957	PED/BIKE	104-090-006	AUSTIN	NATURE CENTER TRAIL - PHASE III	0.7	EN	ENHANCEMENT	TEA	270,490	216,392	0	0	0	54,098
958	MUN	104-101-005	AUSTIN	8TH AVE NE - 8TH ST TO IC&E RR - GRADE & SURFACE	0.2	RC	GRADE AND SURFACE	STP	500,000	400,000	0	0	0	100,000
959	MUN	104-123-007	AUSTIN	8TH STREET NE - 8TH AVE TO 10TH AVE - GRADE & SURFACE	0.1	RC	GRADE AND SURFACE	STP	225,000	180,000	0	0	0	45,000
960	MUN	159-106-018	ROCHESTER	2ND ST SW CONCRETE PAVEMENT FROM 11TH AVENUE SW TO 6TH AVENUE SW	0.4	RS	CONCRETE OVERLAY	STP	3,500,000	2,500,000	0	0	0	1,000,000
961	MUN	159-123-007	ROCHESTER	16TH ST SE CONCRETE PAVEMENT FROM TH 63 TO 3RD AVENUE SE	0.3	RS	CONCRETE OVERLAY	STP	2,200,000	1,100,000	0	0	0	1,100,000
962	PED/BIKE	236-090-001	LA CRESCENT	WAGON WHEEL TRAIL, PHASE 1	1.0	EN	PEDESTRIAN BIKE TRAIL	TEA	545,500	436,400	0	0	0	109,100
963	TH 14	5501-35AC	MN/DOT	HEAVY BIT. OVERLAY FROM CSAH 5 (BYRON) TO TH 52 - AC PAYBACK 1 OF 1	16.1	RS	BITUMINOUS OVERLAY	NHS	4,400,000	4,400,000	0	0	0	0
964	TH 14	8501-61	MN/DOT	**ELLA**FMP** BITUMINOUS MILL & OVERLAY FROM W. JCT. T.H. 74 TO T.H. 61	21.9	RS	MILL AND OVERLAY	NHS BF	6,856,700	5,040,000	0	0	1,260,000	556,700
965	TH 44	2308-26	MN/DOT	BITUMINOUS MILL & OVERLAY FROM JCT. T.H. 52 TO E. CITY LIMITS OF SPRING GROVE AND REPLACE 5 BOX CULVERTS - BRIDGES 4148, 4149, 4150, 4151 AND 8163 (AC PROJECT, PAYBACK IN 2014)	13.3	RS	MILL AND OVERLAY	STP	2,600,000	0	2,400,000	0	2,600,000	0
966	TH 44	2804-33	MN/DOT	**ELLA**FMP** BITUMINOUS MILL & OVERLAY FROM 0.142 MI W OF CSAH 12 (CALEDONIA) TO 0.2 MI E OF BUTTERFIELD ROAD (HOKAH) AND REPLACE BOX CULVERT - BRIDGE 8158 (NEW BRIDGE 28X07)	13.1	RS	MILL AND OVERLAY	STP BF	5,964,069	4,714,455	0	0	818,614	431,000
967	TH 52	2506-52	MN/DOT	**SAM**CANNON FALLS INTERCHANGE - 20.64M Construction, 3.58M R/W, .32M Consultants, 12.84M SAM Funds,	2.9	MC	GRADE, SURFACE &	SF BF LF	22,740,201	0	0	0	3,900,201	18,840,000

Seq #	Route System	Project Number	Agency	Description	Miles	Program	Type of Work	Proposed Funds	Total	FHWA	AC	FTA	TH	Other
968	TH 52	2506-52RW	MN/DOT	**MN106** ENVIRONMENTAL ASSESSMENT AND RIGHT OF WAY ACQUISITION AT U.S. 52 AND CSAH 24 INTERCHANGE, CANNON FALLS, GOODHUE CNTY, MN	0.5	MC	GRADE,SURFACE & BRIDGE	HPP	1,799,799	1,439,839	0	0	359,960	0
969	TH 60	6606-33	MN/DOT	REPLACE BRIDGE 6639 OVER CROCKERS CK. PLUS APPROACH CONST. - 0.9 MI E OF I-35 - IN FARIBAULT	0.0	BR	BRIDGE REPLACEMENT	STP	2,648,000	2,118,400	0	0	529,600	0
970	TH 61	2513-86	MN/DOT	REPLACE BRIDGE 9450 - OVER NYMPHARA LANE	0.0	BR	BRIDGE REPLACEMENT	BR	3,500,000	2,800,000	0	0	700,000	0
971	TH 61	7904-40AC	MN/DOT	REPLACE BRIDGE 6461 OVER EAST INDIAN CREEK - LOCATED 1.3 MI. NW OF JCT. T.H. 74 (AC PAYBACK 1 OF 1)	0.0	BR	BRIDGE REPLACEMENT	NHS	1,000,000	1,000,000	0	0	0	0
972	I 90	5080-159	MN/DOT	**ELLA** CONCRETE PAVEMENT REHABILITATION EB FROM 0.04 MI E TH 105 TO 0.05 MI E. CSAH 19 AND WB FROM 0.04 MI E TH 105 TO 0.02 MI E. CSAH 46 AND FROM R.P. 182.1 TO 0.05 MI E. CSAH 19	10.1	RS	CONCRETE PAVEMENT REHAB	IM	6,531,000	5,877,900	0	0	653,100	0
973	I 90	8580-149AC1	MN/DOT	**BP08** DRESBACH BRIDGE - INCLUDES \$35.75M SBPF(50%) - (AC PAYBACK 1 OF 2)	0.0	BR	BRIDGE REPLACEMENT	IM	35,750,000	35,750,000	0	0	0	0
974	TH 247	5512-08	MN/DOT	BITUMINOUS MILL & OVERLAY FROM JCT. T.H. 63 TO JCT. T.H. 42 (AC PROJECT, PAYBACK IN 2014)	12.6	RS	MILL AND OVERLAY	STP	600,000	0	2,400,000	0	600,000	0
975	TH 999	8826-108	MN/DOT	**ADA** FUNDS - PEDESTRIAN RAMPS - VARIOUS LOCATIONS DISTRICTWIDE - 2013	0.0	SC	PED./BIKE IMPROVEMENT	STP	287,500	230,000	0	0	57,500	0
976	MN 999	8806-LT-13S	MNDOT	DISTRICTWIDE SETASIDES - LIGHTING - 2013	0.0	SH	LIGHTING	HSIP	50,000	45,000	0	0	5,000	0
977	MN 999	8806-RW-13	MN/DOT	DISTRICTWIDE SETASIDES - RW - 2013	0.0	RW	RIGHT OF WAY	SF	12,200,000	0	0	0	12,200,000	0
978	MN 999	8806-SAS-13	MNDOT	DISTRICTWIDE SETASIDES - 2013	0.0	NA	MISCELLANEOUS	STP	14,082,405	2,400,000	0	0	11,682,405	0
979	LOCAL 999	8806-SHL-13	LOCAL	HSIP/HRRR SETASIDE - LOCAL - 2013	0.0	SH	SAFETY TARGET	HSIP	1,466,436	1,319,792	0	0	0	146,644
980	MN 999	8806-SHS-13	MN/DOT	HSIP/HRRR SETASIDE - MN/DOT - 2013	0.0	SH	SAFETY TARGET	HSIP	1,000,000	900,000	0	0	100,000	0
									\$155,468,908	\$82,497,892	\$4,800,000	\$3,990,581	\$35,466,380	\$33,514,055

Seq #	Route System	Project Number	Agency	Description	Miles	Program	Type of Work	Proposed Funds	Total	FHWA	AC	FTA	TH	Other
981	BB	TRF-0001-14	MN/DOT	SECT 5311: CEDAR VALLEY TRANSIT OPERATING ASSISTANCE	0.0	OB	OPERATE BUS	FTA	289,406	0	0	69,458	0	219,948
982	BB	TRF-0020-14	MN/DOT	SECT 5311: CITY OF FARIBAULT TRANSIT OPERATING ASSISTANCE	0.0	OB	OPERATE BUS	FTA	191,009	0	0	55,393	0	135,616
983	BB	TRF-0039-14	MN/DOT	SECT 5311: CITY OF NORTHFIELD TRANSIT OPERATING ASSISTANCE	0.0	OB	OPERATE BUS	FTA	394,751	0	0	118,425	0	276,326
984	BB	TRF-0047-14A	ROCHESTER	SECT 5307: ROCHESTER DAR TRANSIT OPERATING ASSISTANCE	0.0	B9	OPERATE BUS	LF	801,634	0	0	0	0	801,634
985	BB	TRF-0047-14B	ROCHESTER	SECT 5307: ROCHESTER RR TRANSIT OPERATING ASSISTANCE	0.0	B9	OPERATE BUS	FTA	6,644,054	0	0	1,735,856	0	4,908,198
986	BB	TRF-0047-14C	ROCHESTER	SECT 5307/5309: ELECTRONIC FAREBOXES/OTHER ITS	0.0	B9	BUS GRANT CAPITAL IMPROVEMENT	FTA	1,500,000	0	0	1,200,000	0	300,000
987	BB	TRF-0065-14	MN/DOT	SECT 5311: CITY OF WINONA TRANSIT OPERATING ASSISTANCE	0.0	OB	OPERATE BUS	FTA	557,975	0	0	139,494	0	418,481
988	BB	TRF-1977-14	MN/DOT	SECT 5311: SEMCAC TRANSIT OPERATING ASSISTANCE	0.0	OB	OPERATE BUS	FTA	267,412	0	0	72,201	0	195,211
989	BB	TRF-2497-14	MN/DOT	SECT 5311: CITY OF STEWARTVILLE TRANSIT OPERATING ASSISTANCE	0.0	OB	OPERATE BUS	FTA	81,034	0	0	21,069	0	59,965
990	BB	TRF-3342-14	MN/DOT	SECT 5311: STEELE CO TRANSIT OPERATING ASSISTANCE	0.0	OB	OPERATE BUS	FTA	474,626	0	0	128,149	0	346,477
991	BB	TRF-3780-14	LA CRESCENT	SECT 5307: LA CRESCENT TRANSIT OPERATING ASSISTANCE	0.0	B9	OPERATE BUS	FTA	317,048	0	0	94,000	0	223,048
992	BB	TRF-7071-14	MN/DOT	SECT 5311: AMCAT TRANSIT OPERATING ASSISTANCE	0.0	OB	OPERATE BUS	FTA	620,487	0	0	142,712	0	477,775
993	BB	TRF-7284-14	MN/DOT	SECT 5311: THREE RIVERS TRANSIT OPERATING ASSISTANCE	0.0	OB	OPERATE BUS	FTA	1,103,217	0	0	308,901	0	794,316
994	BB	TRS-0001-14	MN/DOT	CVS - PURCHASE 1 BUS (CLASS 400)	0.0	TR	PURCHASE BUS	STP	74,000	59,200	0	0	0	14,800
995	BB	TRS-0039-14	NORTHFIELD	NORTHFIELD - PURCHASE 1 BUS (CLASS 400)	0.0	TR	PURCHASE BUS	STP	74,000	59,200	0	0	0	14,800
996	BB	TRS-0047-14A	ROCHESTER	ROCHESTER DAR - PURCHASE 2 BUSES (CLASS 600)	0.0	B9	PURCHASE BUS	STP FTA	430,000	172,000	0	172,000	0	86,000
997	BB	TRS-0047-14B	ROCHESTER	ROCHESTER RR - PURCHASE 3 BUSES (CLASS 700)	0.0	B9	PURCHASE BUS	STP FTA	1,205,439	125,000	0	839,351	0	241,088
998	BB	TRS-0065-14	MN/DOT	CITY OF WINONA - PURCHASE 2 BUSES (CLASS 600)	0.0	TR	PURCHASE BUS	STP	430,000	344,000	0	0	0	86,000

Seq #	Route System	Project Number	Agency	Description	Miles	Program	Type of Work	Proposed Funds	Total	FHWA	AC	FTA	TH	Other
999	BB	TRS-1977-14	MN/DOT	SEMCAC - PURCHASE 1 BUS (CLASS 400)	0.0	TR	PURCHASE BUS	STP	74,000	59,200	0	0	0	14,800
1000	BB	TRS-3342-14	STEELE COUNTY	STEELE COUNTY PUBLIC TRANSIT - PURCHASE 1 BUS (CLASS 400)	0.0	TR	PURCHASE BUS	STP	74,000	59,200	0	0	0	14,800
1001	BB	TRS-7284-14	THREE RIVERS	THREE RIVERS - PURCHASE 1 BUS (CLASS 400)	0.0	TR	PURCHASE BUS	STP	74,000	59,200	0	0	0	14,800
1002	RR	24-00131	FREEBORN COUNTY	IC&E - INSTALL GATES - CSAH 14, FREEBORN COUNTY	0.0	SR	RR X-ING IMPROVEMENTS	RRS	275,000	247,500	0	0	0	27,500
1003	RR	24-00132AC	ALBERT LEA	UP - UPGRADE TO GATES - MYERS ROAD, ALBERT LEA, FREEBORN COUNTY (AC PAYBACK 1 of 1)	0.0	SR	RR X-ING IMPROVEMENTS	RRS	270,000	270,000	0	0	0	0
1004	RR	74-00133	STEELE COUNTY	DM&E - INSTALL GATES - CSAH 17, SW 52ND AVE., STEELE COUNTY	0.0	SR	RR X-ING IMPROVEMENTS	RRS	275,000	247,500	0	0	0	27,500
1005	CSAH 17	024-617-018	FREEBORN COUNTY	RECONSTRUCTION - CSAH 17 - CR 69 TO CSAH 18	7.2	RC	GRADE AND SURFACE	STP	3,700,000	2,000,000	0	0	0	1,700,000
1006	TWN 117	025-599-102	GOODHUE COUNTY	REPLACE BRIDGE 2624 - T-117 (TERRITORIAL RD.) - 1.05 MI. S OF THE INTERSECTION OF CSAH 2 ON TERRITORIAL ROAD	0.0	BR	BRIDGE REPLACEMENT	BROS	560,000	448,000	0	0	0	112,000
1007	CSAH 6	025-606-016	GOODHUE COUNTY	GRADE & AGGREGATE SURFACE - CSAH 6 - JCT CSAH 9 TO JCT CSAH 1	5.5	RC	GRADE AND SURFACE	STP	5,500,000	3,300,000	0	0	0	2,200,000
1008	TWN 257	028-599-078	HOUSTON COUNTY	REPLACE BRIDGE L4560 - LORENZ ROAD - 0.3 MILES NORTH OF JCT TH 16	0.0	BR	BRIDGE REPLACEMENT	BROS	405,978	324,782	0	0	0	81,196
1009	CSAH 26	085-826-021	WINONA COUNTY	BIT. RECLAMATION & OVERLAY - CSAH 26 - WEST COUNTY LINE TO 2.4 MILES EAST & 0.1 MILE EAST OF TH 74 TO CR 114	4.8	RD	BITUMINOUS RECLAMATION	STP	1,125,000	900,000	0	0	0	225,000
1010	MUN	104-144-002	AUSTIN	RECONSTRUCTION 14TH ST. NE/10TH PL. NE	0.7	RC	GRADE AND SURFACE	STP	750,000	600,000	0	0	0	150,000
1011	MUN	125-135-005	FARIBAULT	RECONSTRUCTION - 30TH ST. NW - T.H. 21 (LYNDALE AVE.) TO CARDINAL AVE.	0.2	RC	CONCRETE PAVEMENT	STP	575,000	460,000	0	0	0	115,000
1012	MUN	125-135-006	FARIBAULT	RECONSTRUCTION - 30TH ST. NW - TWIN LAKES CT. TO T.H. 3 (2ND AVE. NW)	0.3	RC	GRADE AND SURFACE	STP	710,000	495,000	0	0	0	215,000
1013	MUN	156-127-003	RED WING	RECONSTRUCTION - WEST AVENUE - 7TH STREET TO MAPLE STREET	0.6	RC	GRADE AND SURFACE	STP	1,830,000	1,096,000	0	0	0	734,000
1014	PED/BIKE	159-090-018	ROCHESTER	EAST CIRCLE DRIVE PATH	3.0	EN	PEDESTRIAN BIKE TRAIL	TEA	1,249,490	800,000	0	0	0	449,490

Seq #	Route System	Project Number	Agency	Description	Miles	Program	Type of Work	Proposed Funds	Total	FHWA	AC	FTA	TH	Other
1015	MUN	159-158-002	ROCHESTER	PAVEMENT WIDENING - 55TH ST. NW - 50TH AVE. NW TO CSAH 22	1.0	RC	GRADE AND SURFACE	STP	1,600,000	1,280,000	0	0	0	320,000
1016	TH 3	6612-97	MN/DOT	**ELLA** MEDIUM BITUMINOUS OVERLAY FROM FARIBAULT TO NORTHFIELD	12.6	RS	MILL AND OVERLAY	STP	4,685,000	3,748,000	0	0	937,000	0
1017	TH 14	2001-34	MN/DOT	REPLACE BRIDGE 6036 - US 14 OVER STREAM - BOND FUNDS	0.2	BR	BRIDGE REPLACEMENT	BF	1,125,376	0	0	0	0	1,125,376
1018	TH 16	2304-45	MN/DOT	REPLACE BRIDGES 3686 AND 3687 ON T.H. 16 NEAR LANESBORO	0.0	BR	BRIDGE REPLACEMENT	STP	1,378,000	1,102,400	0	0	275,600	0
1019	I 35	7480-113	MN/DOT	RECONST PVMT NB AND SB FROM 40.787 TO 42.608, BIT MILL AND OVLY NB AND SB FROM 35.906 TO 39.399 AND FROM 42.608 TO 55.268, CONST AUXILIARY LANE ON NB AND SB I-35 FROM T.H. 14 W TO BRIDGE STREET AND REPL BRS 74815, 74816, 74817 AND 74818 - OWATONNA (AC P)	19.4	RS	MILL AND OVERLAY	IM	6,000,000	2,587,000	28,130,000	0	3,413,000	0
1020	TH 44	2308-26AC	MN/DOT	BITUMINOUS MILL & OVERLAY FROM JCT. T.H. 52 TO E. CITY LIMITS OF SPRING GROVE (AC PAYBACK 1 OF 1)	13.3	RS	MILL AND OVERLAY	STP	2,400,000	2,400,000	0	0	0	0
1021	TH 52	2506-68	MN/DOT	**ELLA** HEAVY (4.5") BIT OVERLAY - NB FROM 3.1 MI S T.H. 19 (R.P. 95.0) TO GOODHUE-DAKOTA CO LINE (R.P. 98.813) AND SB FROM 2.2 MI S T.H. 19 (R.P. 95.92) TO GOODHUE-DAKOTA CO LINE (R.P. 98.813)	6.7	RS	BITUMINOUS OVERLAY	NHS	2,950,000	2,360,000	0	0	590,000	0
1022	TH 56	2508-29	MN/DOT	REPLACE BRIDGE 4617 (NEW BRIDGE 25020) OVER N FORK ZUMBRO RIVER (NEAR KENYON)	0.0	BR	BRIDGE REPLACEMENT	STP	1,605,000	1,284,000	0	0	321,000	0
1023	TH 60	7902-21	MN/DOT	REPLACE BRIDGE 6532 NEAR MAZEPPA	0.2	BR	BRIDGE REPLACEMENT	STP	1,980,000	1,584,000	0	0	396,000	0
1024	TH 60	7903-45	MN/DOT	REPLACE BRIDGE 5397 - TH 60 OVER TROUT CREEK - BOND FUNDS	0.0	BR	BRIDGE REPLACEMENT	BF	1,241,000	0	0	0	0	1,241,000
1025	TH 63	5006-19	MN/DOT	BITUMINOUS MILL & OVERLAY FROM W. JCT. T.H. 16 TO S END ROOT RIVER BRIDGE (STEWARTVILLE) PLUS LEFT TURN LANES AT CSAH 2 N. OF DEER CREEK AND MOWER CSAH 1 IN RACINE	10.4	RS	MILL AND OVERLAY	NHS	4,340,000	3,472,000	0	0	868,000	0
1026	US 63	5006-19S	MN/DOT	LEFT TURN LANES CSAH 1 IN RACINE - HSIP	10.4	SH	SAFETY TARGET	HSIP	360,000	324,000	0	0	36,000	0
1027	TH 65	2404-39	MN/DOT	**ELLA** - BITUMINOUS MILL & OVERLAY FROM IA/MN STATE LINE TO 0.5 MI S. I-35	9.0	RS	MILL AND OVERLAY	STP	2,607,000	2,085,600	0	0	521,400	0
1028	TH 69	2406-47	MN/DOT	**ELLA** BITUMINOUS MILL & OVERLAY FROM IA/MN STATE LINE TO T.H. 13	12.5	RS	MILL AND OVERLAY	STP	3,907,000	3,125,600	0	0	781,400	0

ATP: 6
 Fiscal Year: 2014

STIP for FY 2012-2015

Seq #	Route System	Project Number	Agency	Description	Miles	Program	Type of Work	Proposed Funds	Total	FHWA	AC	FTA	TH	Other
1029	I 90	8580-149AC2	MN/DOT	**BP08** DRESBACH BRIDGE - INCLUDES \$14.3M SBPF (20%) - (AC PAYBACK 2 OF 2)	0.0	BR	BRIDGE REPLACEMENT	IM	14,300,000	14,300,000	0	0	0	0
1030	TH 247	5512-08AC	MN/DOT	BITUMINOUS MILL & OVERLAY FROM JCT. T.H. 63 TO JCT. T.H. 42 (AC PAYBACK 1 OF 1)	12.6	RS	MILL AND OVERLAY	STP	2,400,000	2,400,000	0	0	0	0
1031	TH 999	8826-109	MN/DOT	**ADA** FUNDS - PEDESTRIAN RAMPS - VARIOUS LOCATIONS DISTRICTWIDE - 2014	0.0	SC	PED/BIKE IMPROVEMENT	STP	287,500	230,000	0	0	57,500	0
1032	TH 999	8806-LT-14S	MNDOT	DISTRICTWIDE SETASIDES - LIGHTING - 2014	0.0	SH	LIGHTING	HSIP	50,000	45,000	0	0	5,000	0
1033	MN 999	8806-RW-14	MN/DOT	DISTRICTWIDE SETASIDES - RW - 2014	0.0	RW	RIGHT OF WAY	SF	8,664,000	0	0	0	8,664,000	0
1034	MN 999	8806-SAS-14	MNDOT	DISTRICTWIDE SETASIDES - 2014	0.0	NA	MISCELLANEOUS	STP	19,824,000	3,566,410	0	0	16,257,590	0
1035	LOCAL 999	8806-SHL-14	LOCAL	HSIP/HRRR SETASIDE - LOCAL - 2014	0.0	SH	SAFETY TARGET	HSIP	1,588,236	1,429,412	0	0	0	158,824
1036	MN 999	8806-SHS-14	MN/DOT	HSIP/HRRR SETASIDE - MN/DOT 2014	0.0	SH	SAFETY TARGET	HSIP	640,000	576,000	0	0	64,000	0
									\$116,835,672	\$60,025,204	\$28,130,000	\$5,097,009	\$33,187,490	\$18,525,969

Seq #	Route System	Project Number	Agency	Description	Miles	Program	Type of Work	Proposed Funds	Total	FHWA	AC	FTA	TH	Other
1037	BB	TRF-0001-15	MN/DOT	SECT 5311: CEDAR VALLEY TRANSIT OPERATING ASSISTANCE	0.0	OB	OPERATE BUS	FTA	303,876	0	0	72,930	0	230,946
1038	BB	TRF-0020-15	MN/DOT	SECT 5311: CITY OF FARIBAUT TRANSIT OPERATING ASSISTANCE	0.0	OB	OPERATE BUS	FTA	200,559	0	0	58,162	0	142,397
1039	BB	TRF-0039-15	MN/DOT	SECT 5311: CITY OF NORTHFIELD TRANSIT OPERATING ASSISTANCE	0.0	OB	OPERATE BUS	FTA	414,489	0	0	124,347	0	290,142
1040	BB	TRF-0047-15A	ROCHESTER	SECT 5307: ROCHESTER DAR TRANSIT OPERATING ASSISTANCE	0.0	B9	OPERATE BUS	LF	841,716	0	0	0	0	841,716
1041	BB	TRF-0047-15B	ROCHESTER	SECT 5307: ROCHESTER RR TRANSIT OPERATING ASSISTANCE	0.0	B9	OPERATE BUS	FTA	6,976,257	0	0	1,735,856	0	5,240,401
1042	BB	TRF-0047-15C	ROCHESTER	SECT 5307: CONSTRUCT PARK & RIDE STRUCTURED PARKING	0.0	B9	OPERATE BUS	FTA	5,000,000	0	0	4,000,000	0	1,000,000
1043	BB	TRF-0065-15	MN/DOT	SECT 5311: CITY OF WINONA TRANSIT OPERATING ASSISTANCE	0.0	OB	OPERATE BUS	FTA	585,874	0	0	146,468	0	439,406
1044	BB	TRF-1977-15	MN/DOT	SECT 5311: SEMCAC TRANSIT OPERATING ASSISTANCE	0.0	OB	OPERATE BUS	FTA	280,783	0	0	75,811	0	204,972
1045	BB	TRF-2497-15	MN/DOT	SECT 5311: CITY OF STEWARTVILLE TRANSIT OPERATING ASSISTANCE	0.0	OB	OPERATE BUS	FTA	85,086	0	0	22,122	0	62,964
1046	BB	TRF-3342-15	MN/DOT	SECT 5311: STEELE CO TRANSIT OPERATING ASSISTANCE	0.0	OB	OPERATE BUS	FTA	498,357	0	0	134,556	0	363,801
1047	BB	TRF-3780-15	LA CRESCENT	SECT 5307: LA CRESCENT TRANSIT OPERATING ASSISTANCE	0.0	B9	OPERATE BUS	FTA	330,900	0	0	94,000	0	236,900
1048	BB	TRF-7071-15	MN/DOT	SECT 5311: AMCAT TRANSIT OPERATING ASSISTANCE	0.0	OB	OPERATE BUS	FTA	651,511	0	0	149,848	0	501,663
1049	BB	TRF-7284-15	MN/DOT	SECT 5311: THREE RIVERS TRANSIT OPERATING ASSISTANCE	0.0	OB	OPERATE BUS	FTA	1,158,378	0	0	324,346	0	834,032
1050	BB	TRS-0047-15A	ROCHESTER	ROCHESTER RR - PURCHASE 7 BUSES (CLASS 700)	0.0	B9	PURCHASE BUS	STP FTA	2,854,882	581,800	0	1,702,106	0	570,976
1051	BB	TRS-1977-15	MN/DOT	SEMCAC - PURCHASE 1 BUS (CLASS 400)	0.0	TR	PURCHASE BUS	STP	76,000	60,800	0	0	0	15,200
1052	BB	TRS-3342-15	STEELE COUNTY	STEELE COUNTY PUBLIC TRANSIT - PURCHASE 1 BUS (CLASS 400)	0.0	TR	PURCHASE BUS	STP	76,000	60,800	0	0	0	15,200
1053	BB	TRS-7071-15	AMCAT	AMCAT - PURCHASE 1 BUS (CLASS 400)	0.0	TR	PURCHASE BUS	STP	76,000	60,800	0	0	0	15,200
1054	BB	TRS-7284-15	THREE RIVERS	THREE RIVERS - PURCHASE 1 BUS (CLASS 400)	0.0	TR	PURCHASE BUS	STP	76,000	60,800	0	0	0	15,200

Seq #	Route System	Project Number	Agency	Description	Miles	Program	Type of Work	Proposed Funds	Total	FHWA	AC	FTA	TH	Other
1055	RR	50-00114	MOWER COUNTY	DM&E - INSTALL GATES - CSAH 6, 110TH ST., LYLE, MOWER COUNTY	0.0	SR	RR X-ING IMPROVEMENTS	RRS	275,000	247,500	0	0	0	27,500
1056	RR	50-00115	MOWER COUNTY	DM&E - INSTALL GATES - CSAH 4, 175TH ST., AUSTIN (3 MI. S.), MOWER COUNTY	0.0	SR	RR X-ING IMPROVEMENTS	RRS	275,000	247,500	0	0	0	27,500
1057	RR	74-00136	STEELE COUNTY	DM&E - INSTALL GATES - CSAH 18, SW 92ND AVE, MERIDEN, STEELE COUNTY	0.0	SR	RR X-ING IMPROVEMENTS	RRS	275,000	247,500	0	0	0	27,500
1058	CSAH 25	023-625-009	FILLMORE COUNTY	REPLACE BRIDGE 9923 OVER PINE CREEK	0.2	BR	BRIDGE REPLACEMENT	BROS	570,000	376,000	0	0	0	194,000
1059	CR 249	028-598-011	HOUSTON COUNTY	REPLACE BRIDGE 6940 - 2.7 MILES WEST OF JCT. T.H. 26	0.2	BR	BRIDGE REPLACEMENT	BROS	580,000	350,000	0	0	0	230,000
1060	CSAH 17	028-617-001	HOUSTON COUNTY	REPLACE BRIDGE 88425 - 1.9 MI. SOUTH OF JCT. T.H. 44	0.1	BR	BRIDGE REPLACEMENT	STP	405,000	245,000	0	0	0	160,000
1061	CSAH 45	050-645-008	MOWER COUNTY	GRADING, PAVEMENT, STORM SEWER, CURB AND GUTTER FROM T.H. 218 TO E. LIMITS AUSTIN	0.8	RC	GRADE AND SURFACE	STP	2,000,000	1,400,000	0	0	0	600,000
1062	CSAH 9	055-609-018	OLMSTED COUNTY	GRADE AND SURFACE BETWEEN JCT. OLMSTED CSAH 22 AND JCT. OLMSTED CSAH 11 AND MILL AND SURFACE BETWEEN JCT. OLMSTED CSAH 11 AND JCT OLMSTED CR 119	4.0	RC	GRADE AND SURFACE	STP	4,200,000	3,225,100	0	0	0	974,900
1063	CSAH 25	079-625-015	WABASHA COUNTY	CONCRETE PAVEMENT AND SHOULDER WIDENING FROM OLMSTED COUNTY LINE TO T.H. 42	3.5	RD	CONCRETE PAVEMENT	STP	1,700,000	1,304,900	0	0	0	395,100
1064	MSAS 111	101-111-011	ALBERT LEA	RECONSTRUCTION OF LAKEVIEW BLVD FROM ABBOTT STREET TO WEDGE STREET	0.8	RC	CONCRETE PAVEMENT	STP	1,700,000	976,972	0	0	0	723,028
1065	PED/BIKE	104-090-007	AUSTIN	SOUTHWEST TRAIL	0.8	EN	PEDESTRIAN BIKE TRAIL	TEA	252,000	201,600	0	0	0	50,400
1066	MSAS	156-122-008	RED WING	RECONSTRUCTION LEVEE ROAD FROM BROAD STREET TO BAY POINT PARK	0.6	RC	GRADE AND SURFACE	STP	1,894,000	867,484	0	0	0	1,026,516
1067	CSAH 34	159-020-018	ROCHESTER	RECONSTRUCTION FROM 18TH AVE SW (W OF TH 52) TO WEST CIRCLE DRIVE (OLMSTED CSAH 22) SW	1.4	RC	BITUMINOUS PAVEMENT	STP	5,500,000	2,105,544	0	0	0	3,394,456
1068	PED/BIKE	159-090-019	ROCHESTER	SOUTH BROADWAY PATH	1.6	EN	PEDESTRIAN BIKE TRAIL	TEA	1,100,000	623,400	0	0	0	476,600
1069	TH 14	7402-28	MN/DOT	MEDIUM BITUMINOUS MILL AND OVERLAY - I-35 TO DODGE CENTER	16.2	RS	BITUMINOUS OVERLAY	STP	5,909,000	4,727,200	0	0	1,181,800	0
1070	TH 14	8501-62	MN/DOT	REPLACE BRIDGE 5234 AND REMOVE BRIDGE 5194 AT THE ARCHES, NEAR STOCKTON	0.0	BR	BRIDGE REPLACEMENT	STP	1,373,000	1,098,400	0	0	274,600	0

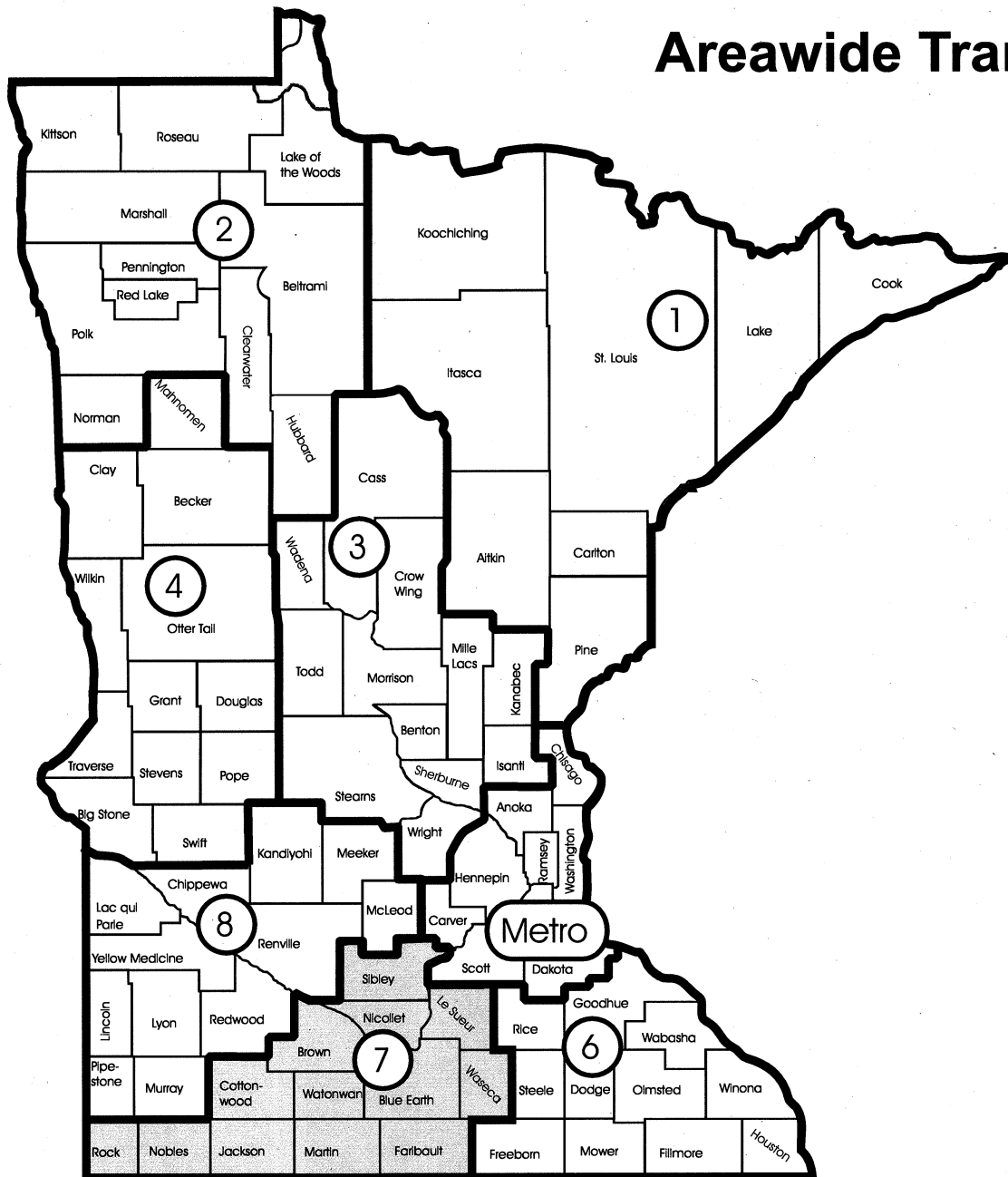
Seq #	Route System	Project Number	Agency	Description	Miles	Program	Type of Work	Proposed Funds	Total	FHWA	AC	FTA	TH	Other
1071	TH 26	2802-65	MN/DOT	**ELLA** REPLACE BRIDGE 5720 NEAR BROWNSVILLE	0.0	BR	BRIDGE REPLACEMENT	STP	1,250,000	1,000,000	0	0	250,000	0
1072	I 35	7480-113AC1	MN/DOT	RECONST PVMT NB AND SB FROM 40.787 TO 42.608, BIT MILL AND OVLY NB AND SB FROM 35.906 TO 39.399 AND FROM 42.608 TO 55.268, CONST AUXILIARY LANE ON NB AND SB I-35 FROM T.H. 14 W TO BRIDGE STREET AND REPL BRS 74815, 74816, 74817 AND 74818 - OWATONNA (AC P	19.4	RS	MILL AND OVERLAY	IM	10,000,000	10,000,000	0	0	0	0
1073	TH 42	7901-47	MN/DOT	REPLACE BRIDGE 5969 ON T.H. 42 (NEAR ELGIN)	0.0	BR	BRIDGE REPLACEMENT	STP	1,217,000	973,600	0	0	243,400	0
1074	TH 43	8502-33	MN/DOT	MED. BIT. MILL & OVERLAY FROM E. JCT. I-90 TO TH 61	10.6	RS	MILL AND OVERLAY	STP	2,893,000	2,314,400	0	0	578,600	0
1075	TH 43	8503-46	MN/DOT	**ELLA** - REPLACE BRIDGE 5900 IN WINONA - INCLUDES \$19.71M SBPF (30%) AND \$19.71M TH BONDS (30%) (AC PAYBACK IN 2016 & 2017)	1.1	BR	BRIDGE REPLACEMENT	BR BF	39,420,000	19,710,000	91,980,000	0	0	19,710,000
1076	TH 44	2804-35	MN/DOT	RECONSTRUCT RETAINING WALL IN HOKAH	0.1	RC	MISCELLANEOUS	SF	500,000	0	0	0	500,000	0
1077	TH 56	5005-58	MN/DOT	REPLACE BRIDGE 5905 - FARM ENTRANCE OVER NORTH BRANCH UPPER IOWA RIVER - NEAR TAOPI	0.0	BR	BRIDGE REPLACEMENT	STP	490,500	392,400	0	0	98,100	0
1078	TH 60	7902-23	MN/DOT	REPLACE BRIDGE 6832 NEAR MAZEPPA	0.2	BR	BRIDGE REPLACEMENT	STP	1,309,000	1,047,200	0	0	261,800	0
1079	TH 63	7908-30	MN/DOT	REPLACE BRIDGES 9166 AND 9167 OVER MILLER CREEK	0.0	BR	BRIDGE REPLACEMENT	STP	2,446,000	1,956,800	0	0	489,200	0
1080	TH 65	2404-41	MN/DOT	**ELLA** HEAVY/MED. BIT. OVERLAY & MILL & FILL - NB & SB FROM 0.5 MI. S. I-35 (4-LANE) TO JCT. T.H. 13	7.1	RS	MILL AND OVERLAY	STP	3,002,000	2,401,600	0	0	412,900	187,500
1081	I 90	8580-163	MN/DOT	MED MILL AND OVERLAY EB AND WB FROM 0.8 MI W TH 76 TO 0.69 W OF CSAH 12 OVERPASS	8.4	RS	MILL AND OVERLAY	IM	5,349,000	4,814,100	0	0	534,900	0
1082	TH 109	2407-09	MN/DOT	DM&E - UPGRADE TO GATES - BROADWAY, ALDEN, FREEBORN COUNTY	0.0	SR	RR X-ING IMPROVEMENTS	RRS	275,000	247,500	0	0	27,500	0
1083	TH 999	8826-110	MN/DOT	**ADA** FUNDS - PEDESTRIAN RAMPS - VARIOUS LOCATIONS DISTRICTWIDE - 2015	0.0	SC	PED./BIKE IMPROVEMENT	STP	287,500	230,000	0	0	57,500	0
1084	MN 999	8806-LT-15S	MNDOT	DISTRICTWIDE SETASIDES - LIGHTING - 2015	0.0	SH	LIGHTING	HSIP	50,000	45,000	0	0	5,000	0
1085	MN 999	8806-RW-15	MN/DOT	DISTRICTWIDE SETASIDES - RW - 2015	0.0	RW	RIGHT OF WAY	SF	7,000,000	0	0	0	7,000,000	0
1086	MN 999	8806-SAS-15	MNDOT	DISTRICTWIDE SETASIDES - 2015	0.0	NA	MISCELLANEOUS	STP	20,827,578	2,560,000	0	0	18,267,578	0

ATP: 6
 Fiscal Year: 2015

STIP for FY 2012-2015

Seq #	Route System	Project Number	Agency	Description	Miles	Program	Type of Work	Proposed Funds	Total	FHWA	AC	FTA	TH	Other
1087	LOCAL 999	8806-SHL-15	LOCAL	HSIP/HRRR SETASIDE - LOCAL - 2015	0.0	SH	SAFETY TARGET	HSIP	1,429,412	1,429,412	0	0	0	0
1088	MN 999	8806-SHS-15	MN/DOT	HSIP/HRRR SETASIDE - MN/DOT - 2015	0.0	SH	SAFETY TARGET	HSIP	989,216	890,294	0	0	98,922	0
									\$147,229,874	\$69,081,406	\$91,980,000	\$8,640,552	\$30,281,800	\$39,226,116

Areawide Transportation Partnership (ATP) Boundaries



DISTRICT 7
Transportation District Engineer
Jim Swanson
(507) 304-6101
2151 Bassett Drive
Mankato, Minnesota 56001-6888

General Information: (507) 304-6100
1-800-657-3747
FAX: (507) 304-6119

Seq #	Route System	Project Number	Agency	Description	Miles	Program	Type of Work	Proposed Funds	Total	FHWA	AC	FTA	TH	Other
1089	BB	TRF-0014-12	MNDOT	SECT 5311: COTTONWOOD CO TRANSIT OPERATING ASSISTANCE	0.0	OB	OPERATE BUS	FTA	127,534	0	0	33,950	0	93,584
1090	BB	TRF-0021-12-JA	MNDOT	SECT 5317: NEW FREEDOM RURAL FUNDS - VINE FAITH IN ACTION - RIDES TO WORK PROGRAM	0.0	NF	OPERATE BUS	FTA	100,000	0	0	50,000	0	50,000
1091	BB	TRF-0021-12-NA	MNDOT	SECT 5317: NEW FREEDOM RURAL FUNDS - VINE FAITH IN ACTION - MOBILITY MANAGEMENT	0.0	NF	OPERATE BUS	FTA	57,500	0	0	46,000	0	11,500
1092	BB	TRF-0021-12-NB	MNDOT	SECT 5317: NEW FREEDOM RURAL FUNDS - VINE FAITH IN ACTION - RIDE COORDINATION	0.0	NF	OPERATE BUS	FTA	66,000	0	0	33,000	0	33,000
1093	BB	TRF-0025-12	MNDOT	SECT 5311: CITY OF LE SUEUR TRANSIT OPERATING ASSISTANCE	0.0	OB	OPERATE BUS	FTA	384,376	0	0	224,213	0	160,163
1094	BB	TRF-0028-12	MNDOT	SECT 5311: CITY OF MANKATO TRANSIT OPERATING ASSISTANCE	0.0	OB	OPERATE BUS	FTA	1,368,934	0	0	460,500	0	908,434
1095	BB	TRF-0046-12	MNDOT	SECT 5311: MARTIN CO TRANSIT OPERATING ASSISTANCE	0.0	OB	OPERATE BUS	FTA	553,333	0	0	144,200	0	409,133
1096	BB	TRF-0083-12	MNDOT	SECT 5311: WATONWAN CO TRANSIT OPERATING ASSISTANCE	0.0	OB	OPERATE BUS	FTA	240,669	0	0	59,150	0	181,519
1097	BB	TRF-0280-12	MNDOT	SECT 5311: BROWN CO TRANSIT OPERATING ASSISTANCE	0.0	OB	OPERATE BUS	FTA	609,901	0	0	172,550	0	437,351
1098	BB	TRF-2494-12	MNDOT	SECT 5311: SMOC/NOBLES TRANSIT OPERATING ASSISTANCE	0.0	OB	OPERATE BUS	FTA	313,693	0	0	78,750	0	234,943
1099	BB	TRF-2496-12	MNDOT	SECT 5311: CITY OF ST PETER TRANSIT OPERATING ASSISTANCE	0.0	OB	OPERATE BUS	FTA	272,553	0	0	69,300	0	203,253
1100	BB	TRF-3274-12	MNDOT	SECT 5311: FARIBAULT CO TRANSIT OPERATING ASSISTANCE	0.0	OB	OPERATE BUS	FTA	172,788	0	0	49,000	0	123,788
1101	BB	TRF-3331-12	MNDOT	SECT 5311: ROCK CO TRANSIT OPERATING ASSISTANCE	0.0	OB	OPERATE BUS	FTA	323,978	0	0	81,550	0	242,428
1102	BB	TRS-0028-12A	MNDOT	MANKATO TRANSIT FACILITY	0.0	TR	BUILDINGS	STP	1,000,000	800,000	0	0	0	200,000
1103	BB	TRS-0046-12	MNDOT	MARTIN COUNTY PURCHASE 1 BUS (CLASS 400)	0.0	TR	PURCHASE BUS	STP	72,000	57,600	0	0	0	14,400
1104	BB	TRS-0280-12	MNDOT	BROWN COUNTY PURCHASE 1 BUS (CLASS 400)	0.0	TR	PURCHASE BUS	STP	68,000	54,400	0	0	0	13,600
1105	BB	TRS-2494-12	MNDOT	SMOC/NOBLES COUNTY PURCHASE 1 BUS (CLASS 400)	0.0	TR	PURCHASE BUS	STP	68,000	54,400	0	0	0	13,600
1106	BB	TRS-3331-12	MNDOT	ROCK COUNTY PURCHASE 1 BUS (CLASS 400)	0.0	TR	PURCHASE BUS	STP	72,000	57,600	0	0	0	14,400

Seq #	Route System	Project Number	Agency	Description	Miles	Program	Type of Work	Proposed Funds	Total	FHWA	AC	FTA	TH	Other
1107	RR	22-00114	MNDOT	430TH AVE IN DELAVAN, FARIBAULT COUNTY, INSTALL GATES [FED \$ CAPPED]	0.0	SR	RR X-ING IMPROVEMENTS	RRS	218,056	196,250	0	0	0	21,806
1108	RR	22-00115	MNDOT	510TH AVE 2 MI E OF EASTON, FARIBAULT COUNTY, INSTALL GATES [FED \$ CAPPED]	0.0	SR	RR X-ING IMPROVEMENTS	RRS	218,056	196,250	0	0	0	21,806
1109	CSAH 12	007-612-011	BLUE EARTH COUNTY	**LGA** CSAH 12 & TH 14 BRIDGE #07587 & RAMPS (LOCAL GOVERNMENT ADVANCE, 1M PER YEAR STARTING IN 2013 TO BE PAID BACK TO THE COUNTY) (TIED 0702-116) (AC PROJECT, Payback in 2013, 2014, 2015, 2016 & 2017)	0.0	BR	NEW BRIDGE	STP	2,954,250	1,426,000	4,181,750	0	0	1,528,250
1110	PED/BIKE	017-591-003	COTTONWOOD	**SRTS IN** PE FOR CONSTRUCTION OF SIDEWALK ALONG BUSY STREET TO MIDDLE SCHOOL/HIGH SCHOOL IN WINDOM (SEE 017-591-004 FOR CONST PROJ)	0.0	BT	PED/BIKE IMPROVEMENT	SRTS	12,000	12,000	0	0	0	0
1111	PED/BIKE	017-591-004	COTTONWOOD	**SRTS IN** 3300' OF TEN FOOT SIDEWALK ALONG BUSY STREET TO MIDDLE SCHOOL/HIGH SCHOOL IN WINDOM	0.0	BT	PED/BIKE IMPROVEMENT	SRTS	240,919	240,919	0	0	0	0
1112	PED/BIKE	032-090-008	JACKSON COUNTY	SUNSET BIKE TRAIL PHASE 2 IN THE CITY OF JACKSON (FED\$CAPPED)	1.6	EN	PEDESTRIAN BIKE TRAIL	TEA	293,000	234,400	0	0	0	58,600
1113	TWN 183	032-599-089	JACKSON COUNTY	0.3 MI NORTH OF CSAH 18 (JACKSON CO), REPLACE BR 2628 (AC PROJECT, PAYBACK IN 2013) FED \$ CAPPED	0.0	BR	BRIDGE REPLACEMENT	BROS	435,000	150,000	198,000	0	0	285,000
1114	CSAH 29	032-629-042	JACKSON COUNTY	CSAH 8 TO CSAH 34 (JACKSON CO), OVERLAY & SHOULDER WORK (FED \$ CAPPED)	6.0	RS	BITUMINOUS OVERLAY	STP	2,437,700	1,326,500	0	0	0	1,111,200
1115	LOCAL 999	040-070-001	LE SUEUR COUNTY	INTERSECTION LIGHTING ON VARIOUS CSAH & COUNTY ROADS COUNTY WIDE	0.0	SH	LIGHTING	HSIP	67,000	60,300	0	0	0	6,700
1116	PED/BIKE	067-090-005	ROCK COUNTY	UNDERPASS OF TH 75 IN LUVERNE, ALONG CSAH 5	0.1	EN	PEDESTRIAN BIKE BRIDGE	TEA	343,020	274,416	0	0	0	68,604
1117	CR 55	067-598-010	ROCK COUNTY	CONSTRUCT NEW BRIDGE OVER SHORT LINE RR OLD BR#12170 (IBRD FUNDS)	0.0	BR	BRIDGE REMOVAL	FFM	450,000	350,000	0	0	0	100,000
1118	CSAH 8	067-608-009	ROCK COUNTY	0.2 MI WEST OF CSAH 3 (ROCK CO), REPLACE BR 92760 (FED \$ CAPPED)	0.0	BR	BRIDGE REPLACEMENT	BROS	348,000	200,000	0	0	0	148,000
1119	PED/BIKE	072-090-001	SIBLEY	GAYLORD TRAIL, PHASE II AROUND CITY STORM POND TO TH 5/19 & ALONG LINCOLN AVENUE TO 13TH STREET	2.0	EN	PEDESTRIAN BIKE TRAIL	TEA	438,970	260,130	0	0	0	178,840
1120	PED/BIKE	123-591-001	FAIRMONT	**SRTS IN** PE FOR CONSTRUCTION OF TRAIL SEGMENT CONNECTING TO FIVE LAKES ELEMENTARY SCHOOL, UPGRADING CROSSWALKS AND CURB RAMPS (SEE 123-591-002 FOR CONST PROJ)	0.0	BT	PED/BIKE IMPROVEMENT	SRTS	13,276	13,276	0	0	0	0
1121	PED/BIKE	123-591-002	FAIRMONT	**SRTS IN** CE AND CONSTRUCTION OF TRAIL SEGMENT CONNECTING TO FIVE LAKES ELEMENTARY SCHOOL, UPGRADING CROSSWALKS AND CURB RAMPS	0.0	BT	PED/BIKE IMPROVEMENT	SRTS	110,788	110,788	0	0	0	0

Seq #	Route System	Project Number	Agency	Description	Miles	Program	Type of Work	Proposed Funds	Total	FHWA	AC	FTA	TH	Other
1122	PED/BIKE	165-090-004	ST PETER	TRAIL FROM BROADWAY/GARDNER ST TO NICOLLET/JEFFERSON ST IN THE CITY OF ST PETER (FED\$CAPPED)	0.7	EN	PEDESTRIAN BIKE TRAIL	TEA	210,000	118,440	0	0	0	91,560
1123	US 59	177-010-003	WORTHINGTON	1 90 AND MN 59 EXPANSION FOR BUSINESS/INDUSTRIAL PARK (ASSOC. 5304-37)	0.0	MC	GRADE AND SURFACE	SF	4,720,000	0	0	0	100,000	4,620,000
1124	MSAS 111	177-111-002	WORTHINGTON	IN THE CITY OF WORTHINGTON ON COLLEGEWAY FROM THOMPSON AVE TO CSAH 10 (NOBLES CO), RECONSTRUCT (FED\$CAPPED)	0.4	RC	GRADE AND SURFACE	STP	761,030	493,000	0	0	0	268,030
1125	MN 4	8302-33	MNDOT	7.2 MI N. OF ST JAMES OVER WATONWAN RIVER & 5. 9 MI N. OF ST JAMES OVER DITCH (WATONWAN CO), REPLACE BRS 8832, 6762, 6786	1.6	BR	BRIDGE REPLACEMENT	STP	2,230,000	1,783,000	0	0	447,000	0
1126	MN 13	4002-48	MNDOT	CONSTRUCT CONTINUOUS TWO WAY RIGHT TURN LANE AND TWO RIGHT TURN LANES IN FRONT OF THE MONTGOMERY-LONSDALE HIGH SCHOOL IN MONTGOMERY	0.5	SC	TURN LANES	STP	600,000	480,000	0	0	120,000	0
1127	US 14	5203-85	MNDOT	**RFP** INTERSECTION OF US 14 AND NICOLLET COUNTY CSAH 41, INTERSECTION IMPROVEMENTS (DESIGN BUILD)	2.6	MC	GRADE AND BRIDGE	SF BF LF	18,000,000	0	0	0	2,000,000	16,000,000
1128	US 14	8103-56	MNDOT	FINAL LANDSCAPING & SEEDING AT THE TH 14 & WASECA COUNTY CSAH 3 INTERCHANGE AT JANESVILLE	10.0	RB	LANDSCAPING	NHS	200,000	160,000	0	0	40,000	0
1129	US 14	8103-56	MNDOT	**MN002** FROM WASECA TO OWATONNA, FINAL LANDSCAPING & SEEDING	10.0	RB	LANDSCAPING	TCSP	564,113	451,290	0	0	112,823	0
1130	MN 15	5204-112	MNDOT	**BR4M** FROM END OF TRUCK CLIMBING LANE AT NEW ULM HILL TO 0.33 MI S. OF JCT TH 19, OVERLAY	15.7	RS	BITUMINOUS OVERLAY	STP	7,952,000	6,361,600	0	0	1,590,400	0
1131	MN 15/60	8304-113	MNDOT	**BR4M** FROM W JCT TH 15/60 TO E JCT TH 60/15, CPR AND CONCRETE PLANNING	5.8	RD	CONCRETE PVMNT SURF PLNG	STP	6,161,000	4,928,800	0	0	1,232,200	0
1132	MN 19	7013-03	MNDOT	FROM 1700' W OF THE E JCT TH 13 TO THE E JCT OF TH 13, MILL & OVERLAY (BARC)	0.4	RS	MILL AND OVERLAY	SF	150,000	0	0	0	150,000	0
1133	MN 22	0704-86	MNDOT	BANK STABILIZATION ALONG LE SUEUR RIVER IN BLUE EARTH CO	0.0	DR	EROSION REPAIR	SF	540,800	0	0	0	540,800	0
1134	MN 22	4012-33	MNDOT	CONSTRUCT RIPRAP PLUNGE POOL AT BR# 40X02 AT THE INTERSECTION OF LE SUEUR CR 102 NEAR KASOTA (BARC)	0.0	DR	CULVERT REPAIR	SF	25,000	0	0	0	25,000	0
1135	MN 22	4306-15	MNDOT	**ELLA**FROM N. CITY LIMITS OF GAYLORD TO S. OF JCT. TH 212 IN SIBLEY CO MILL & OVERLAY (ASSOC. 7208-31)	11.5	RS	MILL AND OVERLAY	STP	2,386,063	1,908,850	0	0	477,213	0

Seq #	Route System	Project Number	Agency	Description	Miles	Program	Type of Work	Proposed Funds	Total	FHWA	AC	FTA	TH	Other
1136	MN 23	6703-23	MNDOT	**BR4M** FROM I90 TO TH 269, MILL AND OVERLAY	17.4	RS	MILL AND OVERLAY	STP	4,619,000	3,695,200	0	0	923,800	0
1137	MN 30	0705-19	MNDOT	FROM THE BLUE EARTH/WATONWAN COUNTY LINE TO THE BLUE EARTH RIVER, CONCRETE PAVEMENT REHAB (TIED 0708-34)	8.5	RD	BITUMINOUS OVERLAY	STP	1,586,000	1,269,000	0	0	317,000	0
1138	MN 60	0708-34	MNDOT	IN LAKE CRYSTAL FROM 0.4 MI W OF S JCT CSAH 20 TO 0.3 MI E OF N JCT CSAH 20, CONCRETE REHAB (TIED 0705-19)	1.6	RD	CONCRETE PAVEMENT REHAB	NHS	763,000	610,000	0	0	153,000	0
1139	MN 60	0708-35	MNDOT	FROM CO RD 115 (CRAY CORNER) TO NORTH STAR BRIDGE IN MANKATO, MILL & OVERLAY	7.5	RS	MILL AND OVERLAY	NHS	7,540,000	6,032,000	0	0	1,508,000	0
1140	MN 60	5305-59	MNDOT	**BPO8** RECONSTRUCT AS FOUR LANE EXPRESSWAY FROM 1100' PAST CSAH 35 TO I90 IN WORTHINGTON	1.0	MC	GRADE AND SURFACE	BF	9,156,000	0	0	0	0	9,156,000
1141	MN 60	5305-67	MNDOT	TRAILER HOUSE, HOUSE, BUILDING & APPURTENANCES REMOVALS FOR 5305-56, 5305-58 & 5305-59	0.0	RW	BUILDINGS	BF	125,000	0	0	0	0	125,000
1142	MN 83	0711-26AC	MNDOT	FROM JCT. TH 30 TO TH 22, RECLAIM, MILL & OVERLAY (AC PAYBACK 1 OF 1)	23.4	RD	BITUMINOUS RECLAMATION	STP	2,374,934	2,374,934	0	0	0	0
1143	I 90	2280-129	MNDOT	OVER THE BLUE EARTH RIVER, CULVERT REPAIR (BARC)	0.0	DR	CULVERT REPAIR	SF	25,000	0	0	0	25,000	0
1144	I 90	5380-128	MNDOT	REPAIR AND RUBBLIZE CONCRETE PAVEMENT PARKING LOT, IMPROVE DRAINAGE (BARC)	0.0	RB	GRADE AND SURFACE	SF	500,000	0	0	0	500,000	0
1145	MN 109	2212-28	MNDOT	FROM TH 169 IN WINNEBAGO TO W JCT CSAH 17, ALTERNATE BID: RECLAIM OR WHITE TOPPING	22.6	RD	CONCRETE WHITE TOPPING	STP	7,832,000	6,265,600	0	0	1,566,400	0
1146	MN 112	4011-26	MNDOT	SOUTH OF LE SUEUR AT RP 2.91 NEAR LA BELLE'S BODY SHOP, CULVERT REPAIR (BARC)	0.0	DR	CULVERT REPAIR	SF	25,000	0	0	0	25,000	0
1147	US 169	5212-26	MNDOT	AT THE INTERCHANGE OF TH 14 & TH 169, CONSTRUCT MEDIAN ACCELERATION LANE	0.4	SH	GRADE AND SURFACE	HSIP	450,000	405,000	0	0	45,000	0
1148	MN 258	0809-12	MNDOT	REPLACE BR 6535 OVER COTTONWOOD RIVER, 2.2 MI S OF JCT TH 14 NEAR COMFREY	9.5	BR	BRIDGE REPLACEMENT	BROS	2,584,000	2,067,000	0	0	517,000	0
1149	MN 270	6706-13	MNDOT	**ELLA** 1.2 MI E. OF HILLS OVER MUD CREEK IN ROCK CO, REPLACE BR 6821	0.0	BR	BRIDGE REPLACEMENT	STP	582,236	465,789	0	0	116,447	0
1150	MN 999	7205-112	MNDOT	**ADA** IMPROVEMENTS IN WINTHROP	0.8	SC	PED./BIKE IMPROVEMENT	STP	160,000	130,000	0	0	30,000	0
1151	MN 999	8827-141	MNDOT	INSTALL RUMBLE STRIPES & GROOVED-IN WET-REFLECTIVE EDGE LINE STRIPING ON TH 15, 59, 68 & 71	0.0	SH	STRIPING	HSIP	436,893	393,204	0	0	43,689	0

ATP: 7
 Fiscal Year: 2012

STIP for FY 2012-2015

Seq #	Route System	Project Number	Agency	Description	Miles	Program	Type of Work	Proposed Funds	Total	FHWA	AC	FTA	TH	Other
1152	MN 999	8827-148	MNDOT	VARIOUS LOCATIONS IN NOBLES, JACKSON & MARTIN COUNTIES, CULVERT LINING WORK (BARC)	0.0	DR	CULVERT REPAIR	SF	170,000	0	0	0	170,000	0
1153	MN 999	8827-151	MNDOT	2012 D7 DISTRICTWIDE SIGNING	0.0	ST	SIGNING	SF	400,000	0	0	0	400,000	0
1154	MN 999	8827-152	MNDOT	2012 D7 DISTRICTWIDE STRIPING	0.0	ST	STRIPING	SF	205,000	0	0	0	205,000	0
1155	MN 999	8827-153	MNDOT	2012 D7 DISTRICTWIDE SIGNAL REPAIRS	0.0	ST	TRAFFIC SIGNAL REVISION	SF	30,000	0	0	0	30,000	0
1156	MN 999	8827-154	MNDOT	2012 D7 DISTRICTWIDE "A" SIGN CONTRACT	0.0	ST	SIGNING	SF	150,000	0	0	0	150,000	0
1157	MN 999	8827-98	MNDOT	MITIGATION OF STORMWATER SEDIMENT RUNOFF - 8 SITES	0.0	EN	MISCELLANEOUS	TEA	365,800	292,640	0	0	73,160	0
1158	MN 999	8807-RW-12	MNDOT	DISTRICTWIDE SETASIDES - RIGHT OF WAY - 2012	0.0	RW	RIGHT OF WAY	SF	3,700,000	0	0	0	3,700,000	0
1159	MN 999	8807-SAS-12	MNDOT	DISTRICTWIDE SETASIDES - 2012	0.0	NA	MISCELLANEOUS	SF	6,020,000	0	0	0	6,020,000	0
									\$108,751,163	\$46,760,576	\$4,379,750	\$1,502,163	\$23,353,932	\$37,134,492

Seq #	Route System	Project Number	Agency	Description	Miles	Program	Type of Work	Proposed Funds	Total	FHWA	AC	FTA	TH	Other
1160	BB	TRF-0014-13	MNDOT	SECT 5311: COTTONWOOD CO TRANSIT OPERATING ASSISTANCE	0.0	OB	OPERATE BUS	FTA	131,169	0	0	33,950	0	97,219
1161	BB	TRF-0021-13-JA	MNDOT	SECT 5317: NEW FREEDOM RURAL FUNDS - VINE FAITH IN ACTION - RIDES TO WORK PROGRAM	0.0	NF	OPERATE BUS	FTA	100,000	0	0	50,000	0	50,000
1162	BB	TRF-0021-13-NA	MNDOT	SECT 5317: NEW FREEDOM RURAL FUNDS - VINE FAITH IN ACTION - MOBILITY MANAGEMENT	0.0	NF	OPERATE BUS	FTA	57,500	0	0	46,000	0	11,500
1163	BB	TRF-0021-13-NB	MNDOT	SECT 5317: NEW FREEDOM RURAL FUNDS - VINE FAITH IN ACTION - RIDE COORDINATION	0.0	NF	OPERATE BUS	FTA	66,000	0	0	33,000	0	33,000
1164	BB	TRF-0025-13	MNDOT	SECT 5311: CITY OF LE SUEUR TRANSIT OPERATING ASSISTANCE	0.0	OB	OPERATE BUS	FTA	230,603	0	0	64,050	0	166,553
1165	BB	TRF-0028-13	MNDOT	SECT 5311: CITY OF MANKATO TRANSIT OPERATING ASSISTANCE	0.0	OB	OPERATE BUS	FTA	1,407,948	0	0	460,500	0	947,448
1166	BB	TRF-0046-13	MNDOT	SECT 5311: MARTIN CO TRANSIT OPERATING ASSISTANCE	0.0	OB	OPERATE BUS	FTA	569,103	0	0	144,200	0	424,903
1167	BB	TRF-0083-13	MNDOT	SECT 5311: WATONWAN CO TRANSIT OPERATING ASSISTANCE	0.0	OB	OPERATE BUS	FTA	247,528	0	0	59,150	0	188,378
1168	BB	TRF-0280-13	MNDOT	SECT 5311: BROWN CO TRANSIT OPERATING ASSISTANCE	0.0	OB	OPERATE BUS	FTA	627,283	0	0	172,550	0	454,733
1169	BB	TRF-2494-13	MNDOT	SECT 5311: SMOG/NOBLES TRANSIT OPERATING ASSISTANCE	0.0	OB	OPERATE BUS	FTA	322,633	0	0	78,750	0	243,883
1170	BB	TRF-2496-13	MNDOT	SECT 5311: CITY OF ST PETER TRANSIT OPERATING ASSISTANCE	0.0	OB	OPERATE BUS	FTA	280,320	0	0	69,300	0	211,020
1171	BB	TRF-3274-13	MNDOT	SECT 5311: FARIBAULT CO TRANSIT OPERATING ASSISTANCE	0.0	OB	OPERATE BUS	FTA	177,712	0	0	49,000	0	128,712
1172	BB	TRF-3331-13	MNDOT	SECT 5311: ROCK CO TRANSIT OPERATING ASSISTANCE	0.0	OB	OPERATE BUS	FTA	333,211	0	0	81,550	0	251,661
1173	BB	TRS-0014-13	MNDOT	COTTONWOOD COUNTY PURCHASE 1 BUS (CLASS 400)	0.0	TR	PURCHASE BUS	STP	70,000	56,000	0	0	0	14,000
1174	BB	TRS-0046-13	MNDOT	MARTIN COUNTY PURCHASE 2 BUSES (CLASS 400)	0.0	TR	PURCHASE BUS	STP	144,000	115,200	0	0	0	28,800
1175	BB	TRS-0083-13	MNDOT	WATONWAN COUNTY PURCHASE 1 BUS (CLASS 400)	0.0	TR	PURCHASE BUS	STP	70,000	56,000	0	0	0	14,000
1176	BB	TRS-0280-13	MNDOT	BROWN COUNTY PURCHASE 1 BUS (CLASS 400)	0.0	TR	PURCHASE BUS	STP	70,000	56,000	0	0	0	14,000
1177	BB	TRS-2496-13	MNDOT	CITY OF ST PETER PURCHASE 1 BUS (CLASS 400)	0.0	TR	PURCHASE BUS	STP	72,000	57,600	0	0	0	14,400

Seq #	Route System	Project Number	Agency	Description	Miles	Program	Type of Work	Proposed Funds	Total	FHWA	AC	FTA	TH	Other
1178	RR	40-00105	MNDOT	DIVISION ST, MUN 3 IN LE SUEUR, INSTALL GATES	0.0	SR	RR X-ING IMPROVEMENTS	RRS	356,000	320,400	0	0	0	35,600
1179	CSAH 4	022-604-013	FARIBAULT COUNTY	0.6 MI E OF JCT TH 169, REPLACE BRIDGE 92291	0.0	BR	BRIDGE REPLACEMENT	BROS	535,500	428,400	0	0	0	107,100
1180	PED/BIKE	032-090-007	JACKSON COUNTY	LOON LAKE TRAIL IN JACKSON CO, PHASE 3	1.2	EN	PEDESTRIAN BIKE TRAIL	TEA	203,344	162,675	0	0	0	40,669
1181	TWN 183	032-599-089AC	JACKSON COUNTY	0.3 MI NORTH OF CSAH 18 (JACKSON CO), REPLACE BR 2628 (AC PAYBACK 1 OF 1)	0.0	BR	BRIDGE REPLACEMENT	BROS	198,000	198,000	0	0	0	0
1182	PED/BIKE	040-090-001	LE SUEUR COUNTY	TRAIL IN THE CITY OF LE SUEUR, ALONG KINGSWAY DRIVE & BORIGHT STREET CONNECTING WITH A DIRT TRAIL & EXISTING SIDEWALK	1.7	EN	PEDESTRIAN BIKE TRAIL	TEA	275,162	220,129	0	0	0	55,033
1183	CSAH 29 & 2	040-629-006	LE SUEUR COUNTY	FROM CSAH 28 TO TH 13/21, WIDEN PAVEMENT & OVERLY, CIR & TILE	5.5	RD	MILL AND OVERLAY	STP	2,750,000	1,326,000	0	0	0	1,424,000
1184	CSAH 5	052-605-061	NICOLLET COUNTY	FROM CSAH 40 TO 357TH AVE, RECONSTRUCT ROADWAY	1.2	MC	GRADE AND SURFACE	STP	1,680,000	1,326,000	0	0	0	354,000
1185	PED/BIKE	053-610-008	NOBLES COUNTY	ALONG CSAH 10 FROM INT. OF CSAH 10 & CSAH 35 TO 1.47 MI SOUTH (OLSON PARK), CONSTRUCT WEST WORTHINGTON TRAIL FOR PEDS & BIKES (FED \$ CAPPED)	1.5	EN	PEDESTRIAN BIKE TRAIL	TEA	729,997	400,000	0	0	0	329,997
1186	PED/BIKE	072-090-002	SIBLEY	BRIDGES FOR PRAIRIE LINE TRAIL, ALONG CO RD 166 (PHASE 2A)	0.0	EN	PEDESTRIAN BIKE BRIDGE	TEA	616,000	400,000	0	0	0	216,000
1187	PED/BIKE	072-591-001	SIBLEY	**SRTS IN** PE FOR SIDEWALKS AND INFRASTRUCTURE IMPROVEMENTS FOR WALKING AND BIKING TO SIBLEY EAST AND ST PAUL'S SCHOOLS IN ARLINGTON (SEE 072-591-002 FOR CONST PROJ)	0.0	BT	PED/BIKE IMPROVEMENT	SRTS	23,480	15,750	0	0	0	7,730
1188	PED/BIKE	072-591-002	SIBLEY	**SRTS IN** SIDEWALKS AND INFRASTRUCTURE IMPROVEMENTS FOR WALKING AND BIKING TO SIBLEY EAST AND ST PAUL'S SCHOOLS IN ARLINGTON	0.0	BT	PED/BIKE IMPROVEMENT	SRTS	331,741	184,230	0	0	0	147,511
1189	MSAS 126	165-126-005	ST PETER	DAVIS ST TO TH 22 REALIGNMENT OF N WASHINGTON AVE IN ST PETER (NICOLLET CO) (FED \$ CAPPED) (AC PROJECT, PAYBACK IN 2015)	0.0	MC	GRADE AND SURFACE	STP	3,324,000	460,000	576,000	0	0	2,864,000
1190	PED/BIKE	177-090-005	WORTHINGTON	FROM CENTENNIAL PARK AT THE INT OF CSAH 25 & CSAH 35 TO WORTHINGTON MIDDLE SCHOOL AT THE INT OF CSAH 10 & CSAH 35, CONSTRUCT WORTHINGTON TRAIL FOR PEDS & BIKES	0.8	EN	PEDESTRIAN BIKE TRAIL	TEA	491,290	342,200	0	0	0	149,090
1191	PED/BIKE	237-090-001	New Prague	FROM TH 21 TO 11TH AVE NW, CONSTRUCT PED/BIKE TRAIL	0.0	EN	PEDESTRIAN BIKE TRAIL	TEA	305,907	244,726	0	0	0	61,181

Seq #	Route System	Project Number	Agency	Description	Miles	Program	Type of Work	Proposed Funds		FHWA	AC	FTA	TH	Other
									Total					
1192	MN 4	8827-144	MNDOT	**ELLA** FROM 4.5 MI NORTH OF TH 30 TO 8.4 MI NORTH OF TH 30, OVERLAY	3.9	RS	BITUMINOUS OVERLAY	SF	600,000	0	0	0	600,000	0
1193	MN 5	7201-44	MNDOT	FROM 1ST STREET IN GAYLORD TO WEST CHANDLER STREET IN ARLINGTON, MILL & OVERLAY	7.9	RS	MILL AND OVERLAY	STP	2,840,000	2,272,000	0	0	568,000	0
1194	MN 13	8102-25	MNDOT	FROM 4TH ST NW TO 375TH AVE IN WASECA, MILL & OVERLAY	1.7	RS	MILL AND OVERLAY	STP	1,060,000	848,000	0	0	212,000	0
1195	US 14	0702-116AC1	MNDOT	**LGA** CSAH 12 & TH 14 BRIDGE #07587 & RAMPS (LGA PAYBACK TO COUNTY 1 OF 5) TIED 007-612-011	0.0	BR	NEW BRIDGE	NHS	1,000,000	1,000,000	0	0	0	0
1196	MN 22	0704-88	MNDOT	JCT OF TH 22 AND MADISON AVE IN MANKATO, CONSTRUCT ROUNDABOUT	0.0	MC	GRADE AND SURFACE	STP	2,200,000	1,760,000	0	0	440,000	0
1197	MN 22	5205-31	MNDOT	4.4 MI NW OF TH 169 AT ST PETER, REHAB BR 4014	0.0	BI	BRIDGE REPAIR	STP	736,000	588,800	0	0	147,200	0
1198	MN 30	0705-21	MNDOT	**ELLA** FROM TH 15 TO 3 MI E & TH 169 TO 1.4 MI W, MILL & OVERLAY (ASSOC. 8306-11)	4.3	RS	MILL AND OVERLAY	STP	1,830,000	1,464,000	0	0	366,000	0
1199	MN 30	8307-09	MNDOT	FROM DARFUR TO TH 4, MILL & OVERLAY	9.9	RS	MILL AND OVERLAY	STP	2,970,000	2,376,000	0	0	594,000	0
1200	MN 60	5305-65	MNDOT	FINAL LANDSCAPING FOR 5305-58 & 5305-59	1.0	RB	LANDSCAPING	BF	400,000	0	0	0	0	400,000
1201	MN 60	8308-44	MNDOT	FROM 3.554 MI E OF THE WATONWAN COUNTY LINE TO WEST OF ST JAMES (AC PROJECT, PAYBACK IN 2014 & 2015)	5.2	MC	GRADE AND SURFACE	NHS	3,760,000	0	15,040,000	0	3,760,000	0
1202	MN 68	0710-30	MNDOT	0.1 MI W OF JCT TH 169 AT MANKATO, REPLACE BRIDGE 5513	0.0	BR	BRIDGE REPLACEMENT	BROS	911,000	729,000	0	0	182,000	0
1203	US 75	5905-23	MNDOT	0.9 MI SOUTH OF TROSKY, REPLACE BRIDGE 8363	0.0	BR	BRIDGE REPLACEMENT	STP	334,000	267,000	0	0	67,000	0
1204	US 75	5905-24	MNDOT	2.5 MI SOUTH OF TROSKY, REPLACE BRIDGE 6315	0.0	BR	BRIDGE REPLACEMENT	STP	907,000	726,000	0	0	181,000	0
1205	US 75	6704-19	MNDOT	0.6 MI NORTH OF I 90 IN LUVERNE, REPLACE BR 6245	0.0	BR	BRIDGE REPLACEMENT	STP	530,000	424,000	0	0	106,000	0
1206	MN 86	3207-09	MNDOT	FROM THE IOWA BORDER TO I90, MILL & OVERLAY	9.7	RS	MILL AND OVERLAY	STP	2,610,000	2,088,000	0	0	522,000	0
1207	MN 91	5307-28	MNDOT	**ELLA** FROM RP 1.8 TO 2.6 & RP 7.2 TO 9.15, BITUMINOUS OVERLAY (BARC)	2.8	RS	BITUMINOUS OVERLAY	SF	300,000	0	0	0	300,000	0

ATP: 7
 Fiscal Year: 2013

STIP for FY 2012-2015

Seq #	Route System	Project Number	Agency	Description	Miles	Program	Type of Work	Proposed Funds	Total	FHWA	AC	FTA	TH	Other
1208	US 169	2207-32	MNDOT	RECONSTRUCT IN BLUE EARTH (FARIBAULT CO) FROM S LIMITS AT 14TH ST N TO JCT CSAH 6, ROUNDABOUT	3.5	RC	GRADE AND SURFACE	STP	7,236,000	5,789,000	0	0	1,447,000	0
1209	MN 999	8827-97	MNDOT	VARIOUS BRIDGES ON TH 22 & I 90, BRIDGE PAINTING	0.0	BI	PAINT BRIDGE	STP	1,711,000	1,369,000	0	0	342,000	0
1210	MN 999	8827-155	MNDOT	DISTRICTWIDE SIGNAL REPAIR AND INSTALL INTERCHANGE LIGHTING ON TH 60	0.0	ST	TRAFFIC SIGNAL REVISION	SF	425,000	0	0	0	425,000	0
1211	MN 999	8807-ADA-13	MNDOT	**ADA** SETASIDE FOR ADA PROJECTS - 2013	0.0	SC	PED/BIKE IMPROVEMENT	STP	160,000	130,000	0	0	30,000	0
1212	MN 999	8807-RW-13	MNDOT	DISTRICTWIDE SETASIDES - RIGHT OF WAY - 2013	0.0	RW	RIGHT OF WAY	SF	3,000,000	0	0	0	3,000,000	0
1213	LOCAL 999	8807-SAS-13	MNDOT	DISTRICTWIDE SETASIDES - 2013	0.0	NA	MISCELLANEOUS	STP	10,100,000	2,400,000	0	0	7,700,000	0
1214	LOCAL 999	8807-SHL-13	LOCAL	SETASIDE FOR LOCAL HSIP PROJECTS - 2013	0.0	SH	SAFETY TARGET	HSIP	804,445	724,000	0	0	0	80,445
									\$63,221,876	\$31,324,110	\$15,616,000	\$1,342,000	\$20,989,200	\$9,566,566

Seq #	Route System	Project Number	Agency	Description	Miles	Program	Type of Work	Proposed Funds	Total	FHWA	AC	FTA	TH	Other
1215	BB	TRF-0014-14	MNDOT	SECT 5311: COTTONWOOD CO TRANSIT OPERATING ASSISTANCE	0.0	OB	OPERATE BUS	FTA	134,907	0	0	33,950	0	100,957
1216	BB	TRF-0021-14-JA	MNDOT	SECT 5317: NEW FREEDOM RURAL FUNDS - VINE FAITH IN ACTION - RIDES TO WORK PROGRAM	0.0	NF	OPERATE BUS	FTA	100,000	0	0	50,000	0	50,000
1217	BB	TRF-0021-14-NA	MNDOT	SECT 5317: NEW FREEDOM RURAL FUNDS - VINE FAITH IN ACTION - MOBILITY MANAGEMENT	0.0	NF	OPERATE BUS	FTA	57,500	0	0	46,000	0	11,500
1218	BB	TRF-0021-14-NB	MNDOT	SECT 5317: NEW FREEDOM RURAL FUNDS - VINE FAITH IN ACTION - RIDE COORDINATION	0.0	NF	OPERATE BUS	FTA	66,000	0	0	33,000	0	33,000
1219	BB	TRF-0025-14	MNDOT	SECT 5311: CITY OF LE SUEUR TRANSIT OPERATING ASSISTANCE	0.0	OB	OPERATE BUS	FTA	237,175	0	0	64,050	0	173,125
1220	BB	TRF-0028-14	MNDOT	SECT 5311: CITY OF MANKATO TRANSIT OPERATING ASSISTANCE	0.0	OB	OPERATE BUS	FTA	1,448,075	0	0	460,500	0	987,575
1221	BB	TRF-0046-14	MNDOT	SECT 5311: MARTIN CO TRANSIT OPERATING ASSISTANCE	0.0	OB	OPERATE BUS	FTA	585,322	0	0	144,200	0	441,122
1222	BB	TRF-0083-14	MNDOT	SECT 5311: WATONWAN CO TRANSIT OPERATING ASSISTANCE	0.0	OB	OPERATE BUS	FTA	254,583	0	0	59,150	0	195,433
1223	BB	TRF-0280-14	MNDOT	SECT 5311: BROWN CO TRANSIT OPERATING ASSISTANCE	0.0	OB	OPERATE BUS	FTA	645,160	0	0	172,550	0	472,610
1224	BB	TRF-2494-14	MNDOT	SECT 5311: SMOG/NOBLES TRANSIT OPERATING ASSISTANCE	0.0	OB	OPERATE BUS	FTA	331,828	0	0	78,750	0	253,078
1225	BB	TRF-2496-14	MNDOT	SECT 5311: CITY OF ST PETER TRANSIT OPERATING ASSISTANCE	0.0	OB	OPERATE BUS	FTA	288,309	0	0	69,300	0	219,009
1226	BB	TRF-3274-14	MNDOT	SECT 5311: FARIBAULT CO TRANSIT OPERATING ASSISTANCE	0.0	OB	OPERATE BUS	FTA	182,777	0	0	49,000	0	133,777
1227	BB	TRF-3331-14	MNDOT	SECT 5311: ROCK CO TRANSIT OPERATING ASSISTANCE	0.0	OB	OPERATE BUS	FTA	342,707	0	0	81,550	0	261,157
1228	BB	TRS-0014-14	MNDOT	COTTONWOOD COUNTY PURCHASE 1 BUS (CLASS 400)	0.0	TR	PURCHASE BUS	STP	72,000	57,600	0	0	0	14,400
1229	BB	TRS-0025-14	MNDOT	CITY OF LE SUEUR PURCHASE 1 BUS (CLASS 400)	0.0	TR	PURCHASE BUS	STP	72,000	57,600	0	0	0	14,400
1230	BB	TRS-0046-14	MNDOT	MARTIN COUNTY PURCHASE 1 BUS (CLASS 400)	0.0	TR	PURCHASE BUS	STP	74,000	59,200	0	0	0	14,800
1231	BB	TRS-0083-14	MNDOT	WATONWAN COUNTY PURCHASE 1 BUS (CLASS 400)	0.0	TR	PURCHASE BUS	STP	74,000	59,200	0	0	0	14,800
1232	BB	TRS-0280-14	MNDOT	BROWN COUNTY PURCHASE 1 BUS (CLASS 400)	0.0	TR	PURCHASE BUS	STP	72,000	57,600	0	0	0	14,400

Seq #	Route System	Project Number	Agency	Description	Miles	Program	Type of Work	Proposed Funds	Total	FHWA	AC	FTA	TH	Other
1233	BB	TRS-2496-14	MNDOT	CITY OF ST PETER PURCHASE 1 BUS (CLASS 400)	0.0	TR	PURCHASE BUS	STP	74,000	59,200	0	0	0	14,800
1234	BB	TRS-3331-14	MNDOT	ROCK COUNTY PURCHASE 1 BUS (CLASS 400)	0.0	TR	PURCHASE BUS	STP	74,000	59,200	0	0	0	14,800
1235	BB	TRS-7311-14	MNDOT	TRAILBLAZER TRANSIT PURCHASE 1 BUSS (CLASS 400)	0.0	TR	PURCHASE BUS	STP	74,000	59,200	0	0	0	14,800
1236	RR	07-00121	MNDOT	INDUSTRIAL ROAD/CSAH 12 IN MANKATO, INSTALL GATES	0.0	SR	RR X-ING IMPROVEMENTS	RRS	375,000	337,500	0	0	0	37,500
1237	CSAH 30	008-630-003	BROWN COUNTY	FROM WEST COUNTY LINE TO TH 4, RECONDITION	6.7	RD	RECONDITION	STP	2,106,000	1,326,000	0	0	0	780,000
1238	PED/BIKE	032-090-009	JACKSON COUNTY	OLD MILL TRAIL, FROM PLEASANTVIEW ELEMENTARY SCHOOL TO COLONIAL AVENUE	1.5	EN	PEDESTRIAN BIKE TRAIL	TEA	373,856	299,085	0	0	0	74,771
1239	TWN 42	067-599-157	ROCK COUNTY	REPLACE BRIDGE #898 ON TWP RD 42 IN BEAVER CREEK TWP	0.0	BR	BRIDGE REPLACEMENT	BROS	374,400	299,520	0	0	0	74,880
1240	CSAH 4	067-604-026	ROCK COUNTY	FROM SOUTH DAKOTA STATE LINE TO CSAH 6, RECONDITION	5.9	RD	RECONDITION	STP	2,808,000	1,326,000	0	0	0	1,482,000
1241	US 14	0702-116AC2	MNDOT	**LGA** CSAH 12 & TH 14 BRIDGE #07587 & RAMPS (LGA PAYBACK TO COUNTY 2 OF 5) TIED 007-612-011	0.0	BR	NEW BRIDGE	NHS	1,000,000	1,000,000	0	0	0	0
1242	PED/BIKE	072-090-003	SIBLEY	PRAIRIE LINE TRAIL ALONG CO RD 166 TO ARLINGTON SPORTSMAN PARK & TO SOUTH OF HIGH ISLAND CREEK (PHASE 2B)	1.5	EN	PEDESTRIAN BIKE TRAIL	TEA	300,000	240,000	0	0	0	60,000
1243	MSAS 122	148-122-003	NEW ULM	FROM TH 14 TO CSAH 29, CONSTRUCT NEW ROAD MSAS 122	0.6	MC	GRADE AND SURFACE	STP	1,196,190	576,000	0	0	0	620,190
1244	US 14	5203-102	MNDOT	JCT TH 14 AND LOOKOUT DRIVE, INTERCHANGE IMPROVEMENTS	0.0	SC	GRADE AND SURFACE	NHS	1,000,000	800,000	0	0	200,000	0
1245	MN 19	4004-112	MNDOT	OVER UNION PACIFIC RAILROAD, 0.787 MI EAST IF SIBLEY/LESUEUR COUNTY LINE, REPLACE BR 5369	0.0	BR	BRIDGE REPLACEMENT	STP	2,000,000	1,600,000	0	0	400,000	0
1246	MN 22/5	7207-20	MNDOT	RECONSTRUCT IN GAYLORD	1.7	RD	GRADE AND SURFACE	STP	4,476,200	2,528,000	0	0	632,200	1,316,000
1247	MN 60	8308-44AC1	MNDOT	FROM 3.554 MI E OF THE WATONWAN COUNTY LINE TO WEST OF ST JAMES (AC PAYBACK 1 of 2)	5.2	MC	GRADE AND SURFACE	NHS	10,000,000	10,000,000	0	0	0	0
1248	I 90	3280-116	MNDOT	REPAIR BR 32807, 32808, 32811 & 32812 ON I 90 IN JACKSON COUNTY	0.0	BI	BRIDGE REPAIR	NHS	2,000,000	1,600,000	0	0	400,000	0
1249	I 90	5380-127	MNDOT	REPAIR BR 53803, 53804, 53805 & 53806 ON I 90 IN NOBLES COUNTY	0.0	BI	BRIDGE REPAIR	NHS	1,500,000	1,200,000	0	0	300,000	0

ATP: 7
 Fiscal Year: 2014

STIP for FY 2012-2015

Seq #	Route System	Project Number	Agency	Description	Miles	Program	Type of Work	Proposed Funds	Total	FHWA	AC	FTA	TH	Other
1250	I 90	8827-112	MNDOT	REPAIR 7 BRIDGES IN FARIBAULT COUNTY ALONG I 90	0.0	BI	BRIDGE REPAIR	NHS	2,000,000	1,600,000	0	0	400,000	0
1251	MN 99	4008-25	MNDOT	**ELLA** RECONDITION INPLACE BRIDGE #4930 OVER THE MN RIVER IN ST. PETER	0.5	BI	BRIDGE REPLACEMENT	BROS	2,500,000	2,000,000	0	0	500,000	0
1252	MN 109	2212-29	MNDOT	FROM EAST JCT OF CSAH 17 TO WEST LIMITS OF WELLS - RECLAIM	10.0	RD	SURFACING	STP	7,694,000	6,155,000	0	0	1,539,000	0
1253	US 169	5209-68	MNDOT	INTERSECTION REVISION OF N TH 169 AND TH 22 TO OLD MINNESOTA AVE	0.0	SH	GRADE AND SURFACE	HSIP	1,100,000	990,000	0	0	110,000	0
1254	US 169	5209-69	MNDOT	**FMP** IN ST PETER FROM RP 67.09 TO 68.31 AND NORTH OF ST PETER FROM RP 69.4 TO 70.1, RAISE HIGHWAY GRADE	1.9	RD	GRADE AND SURFACE	BF	4,140,000	0	0	0	0	4,140,000
1255	MN 999	8807-ADA-14	MNDOT	**ADA** SETASIDE FOR ADA PROJECTS - 2014	0.0	SC	PED/BIKE IMPROVEMENT	STP	160,000	130,000	0	0	30,000	0
1256	MN 999	8807-RW-14	MNDOT	DISTRICTWIDE SETASIDES - RIGHT OF WAY - 2014	0.0	RW	RIGHT OF WAY	SF	2,000,000	0	0	0	2,000,000	0
1257	MN 999	8807-SAS-14	MNDOT	DISTRICTWIDE SETASIDES - 2014	0.0	NA	MISCELLANEOUS	BROS STP	11,163,100	2,450,480	0	0	8,700,000	12,620
1258	LOCAL 999	8807-SHL-14	LOCAL	SETASIDE FOR LOCAL HSIP PROJECTS - 2014	0.0	SH	SAFETY TARGET	HSIP	804,445	724,000	0	0	0	80,445
									\$66,331,534	\$37,650,385	\$0	\$1,342,000	\$15,211,200	\$12,127,949

Seq #	Route System	Project Number	Agency	Description	Miles	Program	Type of Work	Proposed Funds	Total	FHWA	AC	FTA	TH	Other
1259	BB	TRF-0014-15	MNDOT	SECT 5311: COTTONWOOD CO TRANSIT OPERATING ASSISTANCE	0.0	OB	OPERATE BUS	FTA	138,752	0	0	33,950	0	104,802
1260	BB	TRF-0021-15-JA	MNDOT	SECT 5317: NEW FREEDOM RURAL FUNDS - VINE FAITH IN ACTION - RIDES TO WORK PROGRAM	0.0	NF	OPERATE BUS	FTA	100,000	0	0	50,000	0	50,000
1261	BB	TRF-0021-15-NA	MNDOT	SECT 5317: NEW FREEDOM RURAL FUNDS - VINE FAITH IN ACTION - MOBILITY MANAGEMENT	0.0	NF	OPERATE BUS	FTA	57,500	0	0	46,000	0	11,500
1262	BB	TRF-0021-15-NB	MNDOT	SECT 5317: NEW FREEDOM RURAL FUNDS - VINE FAITH IN ACTION - RIDE COORDINATION	0.0	NF	OPERATE BUS	FTA	66,000	0	0	33,000	0	33,000
1263	BB	TRF-0025-15	MNDOT	SECT 5311: CITY OF LE SUEUR TRANSIT OPERATING ASSISTANCE	0.0	OB	OPERATE BUS	FTA	243,935	0	0	64,050	0	179,885
1264	BB	TRF-0028-15	MNDOT	SECT 5311: CITY OF MANKATO TRANSIT OPERATING ASSISTANCE	0.0	OB	OPERATE BUS	FTA	1,489,345	0	0	460,500	0	1,028,845
1265	BB	TRF-0046-15	MNDOT	SECT 5311: MARTIN CO TRANSIT OPERATING ASSISTANCE	0.0	OB	OPERATE BUS	FTA	602,004	0	0	144,200	0	457,804
1266	BB	TRF-0083-15	MNDOT	SECT 5311: WATONWAN CO TRANSIT OPERATING ASSISTANCE	0.0	OB	OPERATE BUS	FTA	261,838	0	0	59,150	0	202,688
1267	BB	TRF-0280-15	MNDOT	SECT 5311: BROWN CO TRANSIT OPERATING ASSISTANCE	0.0	OB	OPERATE BUS	FTA	663,547	0	0	172,550	0	490,997
1268	BB	TRF-2494-15	MNDOT	SECT 5311: SMOG/NOBLES TRANSIT OPERATING ASSISTANCE	0.0	OB	OPERATE BUS	FTA	341,285	0	0	78,750	0	262,535
1269	BB	TRF-2496-15	MNDOT	SECT 5311: CITY OF ST PETER TRANSIT OPERATING ASSISTANCE	0.0	OB	OPERATE BUS	FTA	296,526	0	0	69,300	0	227,226
1270	BB	TRF-3274-15	MNDOT	SECT 5311: FARIBAULT CO TRANSIT OPERATING ASSISTANCE	0.0	OB	OPERATE BUS	FTA	187,986	0	0	49,000	0	138,986
1271	BB	TRF-3331-15	MNDOT	SECT 5311: ROCK CO TRANSIT OPERATING ASSISTANCE	0.0	OB	OPERATE BUS	FTA	352,475	0	0	81,550	0	270,925
1272	BB	TRS-0046-15	MNDOT	MARTIN COUNTY PURCHASE 1 BUS (CLASS 400)	0.0	TR	PURCHASE BUS	STP	74,000	59,200	0	0	0	14,800
1273	BB	TRS-0280-15	MNDOT	BROWN COUNTY PURCHASE 1 BUS (CLASS 400)	0.0	TR	PURCHASE BUS	STP	74,000	59,200	0	0	0	14,800
1274	BB	TRS-2496-15	MNDOT	CITY OF ST PETER PURCHASE 1 BUS (CLASS 400)	0.0	TR	PURCHASE BUS	STP	76,000	60,800	0	0	0	15,200
1275	RR	08-00119	MNDOT	CSAH 5, SPRINGFIELD, INSTALL GATES	0.0	SR	RR X-ING IMPROVEMENTS	RRS	275,000	247,500	0	0	0	27,500
1276	PED/BIKE	008-090-002	BROWN COUNTY	SLEEPY EYE LAKE TRAIL PHASE II	0.4	EN	PEDESTRIAN BIKE TRAIL	TEA	455,731	364,585	0	0	0	91,146

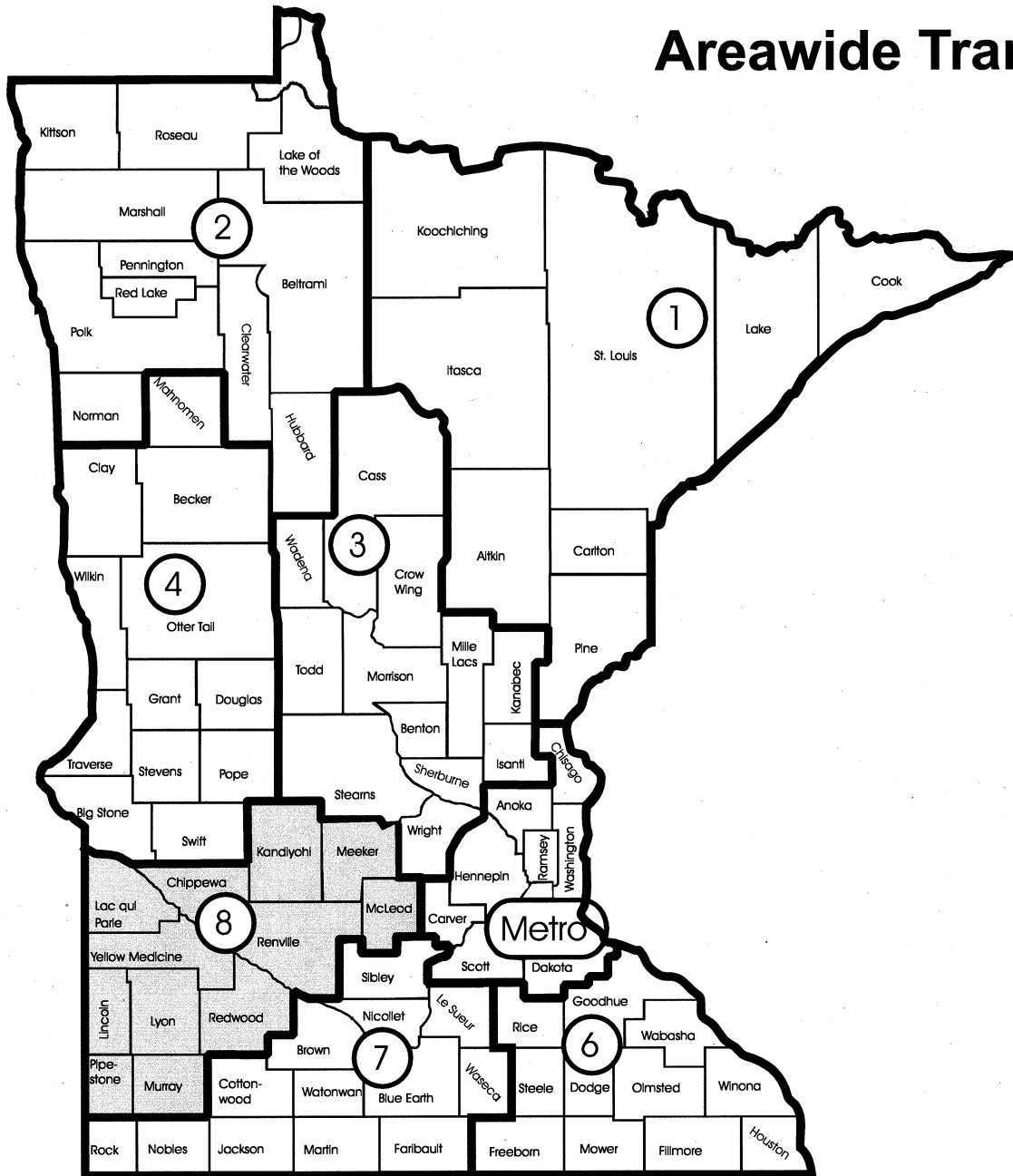
Seq #	Route System	Project Number	Agency	Description	Miles	Program	Type of Work	Proposed Funds	Total	FHWA	AC	FTA	TH	Other
1277	CSAH 5	017-605-022	COTTONWOOD COUNTY	FROM TH 62 TO TH 30, MILL AND OVERLAY	12.0	RS	MILL AND OVERLAY	STP	2,163,575	1,326,000	0	0	0	837,575
1278	PED/BIKE	032-090-005	JACKSON COUNTY	FORT BELMONT - BIKE TRAIL IN THE CITY OF JACKSON (FED\$CAPPED)	1.5	EN	PEDESTRIAN BIKE TRAIL	TEA	180,132	141,280	0	0	0	38,852
1279	CSAH 41	046-641-007	MARTIN COUNTY	FROM TH 15 TO CSAH 20, OVERLAY AND AGGREGATE SHOULDERING	7.0	RS	BITUMINOUS OVERLAY	STP	2,046,625	1,326,000	0	0	0	720,625
1280	CSAH 13	072-613-014	SIBLEY COUNTY	ON CSAH 13 OVER NORTH BRANCH OF RUSH RIVER, 1.3 MI NORTH OF CO RD 62, REPLACE BR#L2645	0.0	BR	BRIDGE REPLACEMENT	BROS	465,731	306,334	0	0	0	159,397
1281	PED/BIKE	083-090-004	WATONWAN COUNTY	WATLINE TRAIL IN WILDLIFE MANAGEMENT AREA ALONG TH 4	4.0	EN	PEDESTRIAN BIKE TRAIL	TEA	414,588	331,670	0	0	0	82,918
1282	PED/BIKE	150-090-002	NORTH MANKATO	US 14 TRAIL FROM LORAY DRIVE TO WEST LIND STREET	1.4	EN	PEDESTRIAN BIKE TRAIL	TEA	584,310	400,000	0	0	0	184,310
1283	MSAS 126	165-126-005AC	ST PETER	DAVIS ST TO TH 22 REALIGNMENT OF N WASHINGTON AVE IN ST PETER (NICOLLET CO) (FED \$ CAPPED) (AC PAYBACK 1 OF 1)	0.0	MC	GRADE AND SURFACE	STP	576,000	576,000	0	0	0	0
1284	MN 4	4601-30	MNDOT	6 MI NORTH OF IOWA STATE LINE, OVER STREAM AND EAST FORK DES MOINES RIVER, REPLACE BR 887 AND 6649	0.0	BR	BRIDGE REPLACEMENT	STP	1,245,000	996,000	0	0	249,000	0
1285	US 14	0702-116AC3	MNDOT	**LGA** CSAH 12 & TH 14 BRIDGE #07587 & RAMPS (LGA PAYBACK TO COUNTY 3 OF 5) TIED 007-612-011	0.0	BR	NEW BRIDGE	NHS	1,000,000	1,000,000	0	0	0	0
1286	MN 22	4012-36	MNDOT	**FMP** NEAR ST PETER AT BR#40002, RAISE ROAD ELEVATION AND EXTEND BRIDGE	0.4	RD	GRADE AND BRIDGE	BF	3,960,000	0	0	0	0	3,960,000
1287	MN 60	1703-70	MNDOT	MOUNTAIN LAKE TO BUTTERFIELD, EXPANSION (AC PAYBACK STARTING IN 2016)	4.6	MC	GRADE AND SURFACE	NHS	2,760,000	0	11,040,000	0	2,760,000	0
1288	MN 60	8308-44AC2	MNDOT	FROM 3.554 MI E OF THE WATONWAN COUNTY LINE TO WEST OF ST JAMES (AC PAYBACK 2 of 2)	5.2	MC	GRADE AND SURFACE	NHS	5,040,000	5,040,000	0	0	0	0
1289	MN 62	1704-27	MNDOT	**ELLA** FROM TH 59 IN FULDA TO WEST LIMITS OF WINDOM, RECLAIM (AC PROJECT, AC PAYBACK STARTING IN 2016)	23.2	RD	SURFACING	STP	3,059,000	0	12,234,000	0	3,059,000	0
1290	US 71	3205-29	MNDOT	0.4 MI NORTH OF JACKSON, OVER DES MOINES RIVER, REPLACE BR 6741	0.0	BR	BRIDGE REPLACEMENT	NHS	4,969,000	3,975,200	0	0	993,800	0
1291	US 169	5209-66	MNDOT	**ELLA** ST PETER TO SOUTH OF MN RIVER BRIDGE, MILL AND OVERLAY SB LANES ONLY	10.5	RS	MILL AND OVERLAY	NHS	4,600,000	3,680,000	0	0	920,000	0

ATP: 7
 Fiscal Year: 2015

STIP for FY 2012-2015

Seq #	Route System	Project Number	Agency	Description	Miles	Program	Type of Work	Proposed Funds	Total	FHWA	AC	FTA	TH	Other
1292	MN 253	2210-112	MNDOT	2.21 MI NORTH OF BRICELYN, OVER EAST FORK BLUE EARTH RIVER, REPLACE BR 6876	0.0	BR	BRIDGE REPLACEMENT	STP	3,286,000	2,629,000	0	0	657,000	0
1293	MN 999	8807-ADA-15	MNDOT	**ADA** SETASIDE FOR ADA PROJECTS - 2015	0.0	SC	PED/BIKE IMPROVEMENT	STP	160,000	130,000	0	0	30,000	0
1294	US 14	8807-PL-15	MNDOT	SAFETY IMPROVEMENTS FROM NICOLLET CSAH 6 TO NEW ULM	14.0	MC	GRADE AND SURFACE	NHS	4,000,000	3,200,000	0	0	800,000	0
1295	MN 999	8807-RW-15	MNDOT	DISTRICTWIDE SETASIDES - RIGHT OF WAY - 2015	0.0	RW	RIGHT OF WAY	SF	2,000,000	0	0	0	2,000,000	0
1296	MN 999	8807-SAS-15	MNDOT	DISTRICTWIDE SETASIDES - 2015	0.0	NA	MISCELLANEOUS	BROS STP	12,354,583	4,283,666	0	0	0	10,917
1297	LOCAL 999	8807-SHL-15	LOCAL	SETASIDE FOR LOCAL HSIP PROJECTS - 2015	0.0	SH	SAFETY TARGET	HSIP	804,445	724,000	0	0	0	80,445
1298	MN 999	8807-SHS-15	MNDOT	DISTRICTWIDE SETASIDES - MNDOT HSIP PROJECTS - 2015	0.0	SH	SAFETY TARGET	HSIP	490,000	441,000	0	0	49,000	0
									\$61,914,913	\$31,297,435	\$23,274,000	\$1,342,000	\$11,517,800	\$9,697,678

Areawide Transportation Partnership (ATP) Boundaries



DISTRICT 8

Transportation District Engineer

Jon Huseby

(320) 231-5497

2505 Transportation Road

Willmar, Minnesota 56201

General Information: (320) 231-5195

1-800-657-3792

FAX: (320) 231-6305

Seq #	Route System	Project Number	Agency	Description	Miles	Program	Type of Work	Proposed Funds		FHWA	AC	FTA	TH	Other
								Funds	Total					
1299	BB	TRF-0026-12	MNDOT	SECT 5311: LINCOLN CO TRANSIT OPERATING ASSISTANCE	0.0	OB	OPERATE BUS	FTA	185,445	0	0	55,426	0	130,019
1300	BB	TRF-0032-12	MNDOT	SECT 5311: CITY OF MONTEVIDEO TRANSIT OPERATING ASSISTANCE	0.0	OB	OPERATE BUS	FTA	129,430	0	0	28,490	0	100,940
1301	BB	TRF-1738-12	MNDOT	SECT 5311: PRAIRIE FIVE CAC TRANSIT OPERATING ASSISTANCE	0.0	OB	OPERATE BUS	FTA	697,754	0	0	181,189	0	516,565
1302	BB	TRF-2387-12	MNDOT	SECT 5311: WESTERN COMMUNITY ACTION, INC TRANSIT OPERATING ASSISTANCE	0.0	OB	OPERATE BUS	FTA	1,288,994	0	0	283,050	0	1,005,944
1303	BB	TRF-2486-12	MNDOT	SECT 5311: CITY OF DAWSON TRANSIT OPERATING ASSISTANCE	0.0	OB	OPERATE BUS	FTA	78,719	0	0	20,535	0	58,184
1304	BB	TRF-2488-12	MNDOT	SECT 5311: CITY OF GRANITE FALLS TRANSIT OPERATING ASSISTANCE	0.0	OB	OPERATE BUS	FTA	100,573	0	0	25,826	0	74,747
1305	BB	TRF-3312-12	MNDOT	SECT 5311: MEEKER CO TRANSIT OPERATING ASSISTANCE	0.0	OB	OPERATE BUS	FTA	427,543	0	0	52,910	0	374,633
1306	BB	TRF-3316-12	MNDOT	SECT 5311: PIPESTONE CO TRANSIT OPERATING ASSISTANCE	0.0	OB	OPERATE BUS	FTA	346,384	0	0	94,905	0	251,479
1307	BB	TRF-3325-12	MNDOT	SECT 5311: MURRAY CO TRANSIT OPERATING ASSISTANCE	0.0	OB	OPERATE BUS	FTA	94,102	0	0	27,269	0	66,833
1308	BB	TRF-3339-12	MNDOT	SECT 5311: RENVILLE CO TRANSIT OPERATING ASSISTANCE	0.0	OB	OPERATE BUS	FTA	330,470	0	0	69,005	0	261,465
1309	BB	TRF-7311-12	MNDOT	SECT 5311: TRAILBLAZER TRANSIT OPERATING ASSISTANCE	0.0	OB	OPERATE BUS	FTA	1,172,295	0	0	297,850	0	874,445
1310	BB	TRF-7311-12-JA	MNDOT	SECTION 5316: JARC RURAL FUNDS - TRAILBLAZER JOINT POWERS BOARD - RIDES TO WORK PROGRAM	0.0	JA	OPERATE BUS	FTA	200,000	0	0	100,000	0	100,000
1311	BB	TRF-7340-12	MNDOT	SECT 5311: KANDIYOHI CO TRANSIT OPERATING ASSISTANCE	0.0	OB	OPERATE BUS	FTA	1,113,945	0	0	318,200	0	795,745
1312	BB	TRF-7340-12-JA	MNDOT	SECTION 5316: JARC RURAL FUNDS - KANDIYOHI AREA TRANSIT JOINT POWERS BOARD - SHUTTLE SERVICES	0.0	JA	OPERATE BUS	FTA	50,000	0	0	25,000	0	25,000
1313	BB	TRS-1738-12	MNDOT	PRAIRIE FIVE, PURCHASE 1 BUS (CLASS 400)	0.0	TR	PURCHASE BUS	STP	68,000	54,400	0	0	0	13,600
1314	BB	TRS-2387-12	MNDOT	WESTERN COMMUNITY ACTION, PURCHASE 3 BUSES (CLASS 400)	0.0	TR	PURCHASE BUS	STP	204,000	163,200	0	0	0	40,800
1315	BB	TRS-3311-12	MNDOT	TRAILBLAZER, PURCHASE 2 BUSES (CLASS 400)	0.0	TR	PURCHASE BUS	STP	136,000	108,800	0	0	0	27,200

Seq #	Route System	Project Number	Agency	Description	Miles	Program	Type of Work	Proposed Funds	Total	FHWA	AC	FTA	TH	Other
1316	BB	TRS-3312-12	MNDOT	AUGUSTANA, PURCHASE 1 BUS (CLASS 400)	0.0	TR	PURCHASE BUS	STP	68,000	54,400	0	0	0	13,600
1317	BB	TRS-3339-12	MNDOT	RENVILLE CO, PURCHASE 1 BUS (CLASS 400)	0.0	TR	PURCHASE BUS	STP	68,000	54,400	0	0	0	13,600
1318	RR	34-00122	MNDOT	INSTALL GATES, 75TH ST NW, PENNOCK (KANDIYOHI CO)	0.0	SR	RR X-ING IMPROVEMENTS	RRS	285,000	256,500	0	0	0	28,500
1319	RR	47-00114	MNDOT	UPGRADE FLASHERS, LITCHFIELD URBAN BOUNDARY (MEEKER CO)	0.0	SR	RR X-ING IMPROVEMENTS	RRS	285,000	256,500	0	0	0	28,500
1320	CSAH 5	034-605-020	KANDIYOHI COUNTY	S. OF KANDIYOHI CR 75 TO MN 7, GRADING, BASE, & SURFACING	2.8	RC	GRADE AND SURFACE	STP	2,065,000	1,652,000	0	0	0	413,000
1321	CSAH 7	041-607-039	LINCOLN COUNTY	LINCOLN CSAH 18 TO LINCOLN/YELLOW MEDICINE CO LINE, GRADING, AGGREGATE BASE, & BRIDGES (41J43 & 41J44)	5.0	RC	GRADE,SURFACE & BRIDGE	STP BROS	2,250,000	800,000	0	0	0	1,450,000
1322	PED/BIKE	043-090-001	MCLEOD COUNTY	MCLEOD CSAH 1 TO BUFFALO CREEK, CONSTRUCT BIKE/PED TRAIL	1.7	EN	PEDESTRIAN BIKE TRAIL	TEA	277,000	221,600	0	0	0	55,400
1323	CSAH 12	051-612-013	MURRAY COUNTY	MURRAY CSAH 30 TO US 59, GRADING, BASE, & SURFACING	4.0	RC	GRADE AND SURFACE	STP	2,000,000	1,600,000	0	0	0	400,000
1324	PED/BIKE	059-591-001	PIPESTONE COUNTY	**SRTS** CITY OF PIPESTONE - PE FOR S.P. 059-591-002	0.0	SRTS	PED./BIKE IMPROVEMENT	SRTS	35,000	35,000	0	0	0	0
1325	PED/BIKE	059-591-002	PIPESTONE COUNTY	**SRTS** CITY OF PIPESTONE - CE AND CONSTRUCTION FOR TWO ROUTES CONNECTING EXISTING PATHS AND TRAILS NEAR LOCAL SCHOOLS	0.0	SRTS	PED./BIKE IMPROVEMENT	SRTS	184,828	184,828	0	0	0	0
1326	LOCAL 999	091-060-102	MNVRDC	MINNESOTA RIVER VALLEY: CMP UPDATE	0.0	PL	PLAING	SB	149,640	119,712	0	0	0	29,928
1327	MN 9	3407-22	MNDOT	**ELLA** IN NEW LONDON, MILL & OVERLAY PLUS ADA (PARTIALLY FUNDED BY DIST. C ADA FUNDS)	0.9	RS	MILL AND OVERLAY	STP	455,999	364,799	0	0	91,200	0
1328	MN 23	3408-15AC2	MNDOT	W OF KANDIYOHI CSAH 6 TO W OF 263RD AVE (T-814), BUILD A BYPASS AROUND PAYNESVILLE (AC PAYBACK, 2 OF 2)	7.4	MC	GRADE,SURFACE & BRIDGE	NHS	6,149,157	6,149,157	0	0	0	0
1329	MN 19	6404-35	MNDOT	E. OF SWAIN STREET TO QUALITY DRIVE (REDWOOD FALLS), MILL & OVERLAY	1.0	RS	MILL AND OVERLAY	STP	602,355	481,884	0	0	120,471	0
1330	MN 29	1206-89	MNDOT	**BR4M** MILL & OVERLAY, US 212 TO MONTEVIDEO	1.0	RS	MILL AND OVERLAY	SF	770,000	0	0	0	770,000	0
1331	US 59	4208-55	MNDOT	N OF N JCT MN 30 TO JCT US 14, MINOR CPR	11.6	RS	PREVENTIVE MAINTENANCE	SF	2,015,520	0	0	0	2,015,520	0

Seq #	Route System	Project Number	Agency	Description	Miles	Program	Type of Work	Proposed Funds	Total	FHWA	AC	FTA	TH	Other
1332	US 59	5105-21	MNDOT	N OF S JCT MN 30 TO N OF N JCT MN 30, MILL & OVERLAY PLUS FIX "S" CURVE (ALTERNATE BID)	5.9	RD	MILL AND OVERLAY	STP	4,841,411	3,873,129	0	0	968,282	0
1333	MN 68	4106-21	MNDOT	PORTER TO MINNEOTA, OVERLAY	10.2	RS	BITUMINOUS OVERLAY	STP	1,075,284	860,227	0	0	215,057	0
1334	MN 68	4210-40	MNDOT	W LIMITS OF MINNEOTA TO JCT US 59 IN MARSHALL, MILL & OVERLAY PLUS AN UTBWC (A PORTION OF THIS PROJECT \$\$ IS FROM BACKFILLING BONDING PROJECT)	12.2	RS	MILL AND OVERLAY	SF	3,003,210	0	0	0	3,003,210	0
1335	MN 68	6408-10	MNDOT	N. JCT US 71 TO JCT MN 67, OVERLAY	9.9	RS	BITUMINOUS OVERLAY	STP	1,002,456	801,965	0	0	200,491	0
1336	US 71	6508-65	MNDOT	IN OLIVIA - UTILITY WORK - 2012 COOPERATIVE AGREEMENT	0.2	AM	COOP. CONST. AGREEMENT	SF	225,000	0	0	0	225,000	0
1337	US 75	4107-18	MNDOT	PIPESTONE CREEK TO LAKE BENTON, OVERLAY	12.8	RS	BITUMINOUS PAVEMENT	SF	1,379,040	0	0	0	1,379,040	0
1338	US 212	1212-30	MNDOT	FROM 3.15 MILES W. OF W. JCT US 59 TO E. JCT. US 59, WHITETOPPING OR FULL DEPTH RECLAIMATION (ALTERNATE BID)	6.8	RS	CONCRETE OVERLAY	NHS BF	5,800,000	4,640,000	0	0	0	1,160,000
1339	US 212	3706-39	MNDOT	W. OF US 75 TO FIRST STREET IN DAWSON, MILL & CONCRETE OVERLAY (FULL DEPTH) AND ON TH 75 FROM 0.4 MILES S. OF US 212 TO 1.0 MILES N. OF US 212, MILL & OVERLAY (ALTERNATE BID)	8.9	RD	MILL AND OVERLAY	NHS	6,210,780	4,968,624	0	0	1,242,156	0
1340	US 212	6510-65	MNDOT	JCT OF US 212 & US 71, MODIFY TURN LANE	0.1	SH	TURN LANES	HSIP	100,000	90,000	0	0	10,000	0
1341	MN 999	8828-121	MNDOT	EDGE/LINE/CENTERLINE RUMBLE STRIPES DISTRICTWIDE	0.0	SH	STRIPING	HSIP	200,000	180,000	0	0	20,000	0
1342	MN 999	8828-129	MNDOT	RED LIGHT CONFIRMATION LIGHTS (15 INTERSECTIONS) AND EVP (10 LOCATIONS)	0.0	SH	WARNING FLASHERS	HSIP	190,000	171,000	0	0	19,000	0
1343	MN 999	8828-130	MNDOT	HIRE CONTRACTOR TO INSTALL SIGNS FOR DISTRICT 8'S ANNUAL SIGN CHANGEOVER	0.0	RX	SIGNING	SF	243,320	0	0	0	243,320	0
1344	MN 999	8808-RW-12	MNDOT	DISTRICTWIDE SETASIDES - RIGHT OF WAY - 2012	0.0	RW	RIGHT OF WAY	SF	650,000	0	0	0	650,000	0
1345	MN 999	8808-SAS-12	MNDOT	DISTRICTWIDE SETASIDES - 2012	0.0	NA	MISCELLANEOUS	SF	6,100,521	0	0	0	6,100,521	0
1346	LOCAL 999	8808-SHL-12	MNDOT	DISTRICTWIDE LOCAL SETASIDES - HSIP - 2012	0.0	SH	SAFETY TARGET	HSIP	733,333	660,000	0	0	0	73,333
									\$56,038,508	\$28,802,125	\$0	\$1,579,655	\$17,273,268	\$8,383,460

Seq #	Route System	Project Number	Agency	Description	Miles	Program	Type of Work	Proposed Funds	Total	FHWA	AC	FTA	TH	Other
1347	BB	TRF-0032-13	MNDOT	SECT 5311: CITY OF MONTEVIDEO TRANSIT OPERATING ASSISTANCE	0.0	OB	OPERATE BUS	FTA	133,313	0	0	28,490	0	104,823
1348	BB	TRF-1738-13	MNDOT	SECT 5311: PRAIRIE FIVE CAC TRANSIT OPERATING ASSISTANCE	0.0	OB	OPERATE BUS	FTA	718,687	0	0	181,189	0	537,498
1349	BB	TRF-2387-13	MNDOT	SECT 5311: WESTERN COMMUNITY ACTION, INC TRANSIT OPERATING ASSISTANCE	0.0	OB	OPERATE BUS	FTA	1,327,663	0	0	283,050	0	1,044,613
1350	BB	TRF-2486-13	MNDOT	SECT 5311: CITY OF DAWSON TRANSIT OPERATING ASSISTANCE	0.0	OB	OPERATE BUS	FTA	81,080	0	0	20,535	0	60,545
1351	BB	TRF-2488-13	MNDOT	SECT 5311: CITY OF GRANITE FALLS TRANSIT OPERATING ASSISTANCE	0.0	OB	OPERATE BUS	FTA	103,591	0	0	25,826	0	77,765
1352	BB	TRF-3312-13	MNDOT	SECT 5311: MEEKER CO TRANSIT OPERATING ASSISTANCE	0.0	OB	OPERATE BUS	FTA	440,369	0	0	52,910	0	387,459
1353	BB	TRF-3316-13	MNDOT	SECT 5311: PIPESTONE CO TRANSIT OPERATING ASSISTANCE	0.0	OB	OPERATE BUS	FTA	356,775	0	0	94,905	0	261,870
1354	BB	TRF-3325-13	MNDOT	SECT 5311: MURRAY CO TRANSIT OPERATING ASSISTANCE	0.0	OB	OPERATE BUS	FTA	96,925	0	0	27,269	0	69,656
1355	BB	TRF-3339-13	MNDOT	SECT 5311: RENVILLE CO TRANSIT OPERATING ASSISTANCE	0.0	OB	OPERATE BUS	FTA	340,384	0	0	69,005	0	271,379
1356	BB	TRF-7311-13	MNDOT	SECT 5311: TRAILBLAZER TRANSIT OPERATING ASSISTANCE	0.0	OB	OPERATE BUS	FTA	1,207,463	0	0	297,850	0	909,613
1357	BB	TRF-7340-13	MNDOT	SECT 5311: KANDIYOHI CO TRANSIT OPERATING ASSISTANCE	0.0	OB	OPERATE BUS	FTA	1,147,363	0	0	318,200	0	829,163
1358	BB	TRS-0032-13	MNDOT	CITY OF MONTEVIDEO, PURCHASE 1 BUS (CLASS 400)	0.0	TR	PURCHASE BUS	STP	70,000	51,200	0	0	0	18,800
1359	BB	TRS-2387-13	MNDOT	WESTERN COMMUNITY ACTION, PURCHASE 1 BUS (CLASS 400)	0.0	TR	PURCHASE BUS	STP	70,000	51,200	0	0	0	18,800
1360	BB	TRS-2488-13	MNDOT	GRANITE FALLS HEARTLAND EX., PURCHASE 1 BUS (CLASS 400)	0.0	TR	PURCHASE BUS	STP	70,000	56,000	0	0	0	14,000
1361	BB	TRS-3312-13	MNDOT	MEEKER CO, PURCHASE 1 BUS (CLASS 400)	0.0	TR	PURCHASE BUS	STP	70,000	56,000	0	0	0	14,000
1362	BB	TRS-3316-13	MNDOT	PIPESTONE CO, PURCHASE 2 BUSES (CLASS 400)	0.0	TR	PURCHASE BUS	STP	140,000	102,400	0	0	0	37,600
1363	BB	TRS-3339-13	MNDOT	RENVILLE CO, PURCHASE 1 BUS (CLASS 400)	0.0	TR	PURCHASE BUS	STP	70,000	56,000	0	0	0	14,000

Seq #	Route System	Project Number	Agency	Description	Miles	Program	Type of Work	Proposed Funds	Total	FHWA	AC	FTA	TH	Other
1364	BB	TRS-7311-13	MNDOT	TRAILBLAZER, PURCHASE 3 BUSES (CLASS 400)	0.0	TR	PURCHASE BUS	STP	210,000	168,000	0	0	0	42,000
1365	BB	TRS-7340-13	MNDOT	KANDIYOHI CO, PURCHASE 1 BUS (CLASS 500)	0.0	TR	PURCHASE BUS	STP	115,000	92,000	0	0	0	23,000
1366	RR	34-00124	MNDOT	KANDIYOHI MSAS 104, WILLMAR (TROTT AVE), INSTALL GATES (UPGRADE)	0.0	SR	RR X-ING IMPROVEMENTS	RRS	285,000	256,500	0	0	0	28,500
1367	RR	41-00105	MNDOT	LINCOLN CSAH 21 (BENTON ST), LAKE BENTON, INSTALL FOUR-GATE SYSTEM	0.0	SR	RR X-ING IMPROVEMENTS	RRS	325,000	292,500	0	0	0	32,500
1368	CSAH 42	012-642-001	CHIPPEWA COUNTY	MAIN STREET (MONTEVIDEO) TO US 212, MINOR GRADING, SURFACING, & C&G	0.8	RC	SURFACING	STP	890,000	660,000	0	0	0	230,000
1369	CSAH 10	042-610-034	LYON COUNTY	US 59 TO COTTONWOOD, AGG BASE & SURFACING	6.6	RC	SURFACING	STP	2,650,000	2,070,000	0	0	0	580,000
1370	PED/BIKE	043-090-002	MCLEOD COUNTY	MCLEOD CSAH 1 TO BUFFALO CREEK (BUFFALO HIGHLAND RECREATIONAL TRAIL), GLENCOE PHASE 2, CONSTRUCT BIKE/PED TRAIL	1.7	EN	PEDESTRIAN BIKE TRAIL	TEA	195,630	156,500	0	0	0	39,130
1371	CSAH 15	064-615-013	REDWOOD COUNTY	1.0 MILES W. OF JCT. US 71, REPLACE BRIDGE #5812 OVER COTTONWOOD RIVER	0.2	BR	BRIDGE REPLACEMENT	BROS	1,150,000	802,000	0	0	0	348,000
1372	PED/BIKE	139-090-004	MARSHALL	MN 19 TO CLARICE AVE (MARSHALL E TRAIL), CONSTRUCT BIKE/PED TRAIL (PHASE III)	1.2	EN	PEDESTRIAN BIKE TRAIL	TEA	261,000	174,870	0	0	0	86,130
1373	PED/BIKE	175-090-005	WILLMAR	DOWNTOWN WILLMAR TO ROBBINS ISLAND CONNECTION, CONSTRUCT BIKE/PED TRAIL	1.0	EN	PEDESTRIAN BIKE TRAIL	TEA	177,017	135,064	0	0	0	41,953
1374	MN 7	1201-30	MNDOT	OVERLAY & PAVE SHLDS, MILAN TO MONTEVIDEO	15.0	RS	BITUMINOUS OVERLAY	SF	2,315,040	0	0	0	2,315,040	0
1375	MN 7	1201-31M	MNDOT	SWIFT/CHIPPEWA COUNTY LINE TO MILAN (DISTRICT 4 IS THE LEAD, THIS IS DISTRICT 8'S SHARE OF THE PROJECT), OVERLAY	4.0	RS	BITUMINOUS OVERLAY	NHS	1,245,816	996,653	0	0	249,163	0
1376	MN 7	4703-26	MNDOT	JCT MN 4 (COSMOS) TO W. JCT MN 22, MILL & OVERLAY	9.7	RS	MILL AND OVERLAY	STP	5,188,480	4,150,784	0	0	1,037,696	0
1377	US 12	3403-71	MNDOT	6TH STREET TO JCT US 71 (WILLMAR), CORRECT SIDEWALKS AND PED REAMPS (ADA)	1.7	SC	PED/BIKE IMPROVEMENT	STP	176,384	141,107	0	0	35,277	0
1378	US 12	4704-48	MNDOT	4TH ST TO DARWIN ST IN LITCHFIELD, UTBWC	0.4	RS	CONCRETE PAVEMENT REHAB	NHS	156,324	125,059	0	0	31,265	0
1379	US 12	4705-42	MNDOT	E OF MEEKER CSAH 34 (LITCHFIELD) TO W OF MEEKER CSAH 24 (DARWIN), MILL & OVERLAY	4.6	RS	MILL AND OVERLAY	NHS	2,094,560	1,675,648	0	0	418,912	0

Seq #	Route System	Project Number	Agency	Description	Miles	Program	Type of Work	Proposed Funds	Total	FHWA	AC	FTA	TH	Other
1380	MN 15	4304-52	MNDOT	US 212 TO HUTCHINSON, MILL & OVERLAY	10.1	RS	MILL AND OVERLAY	STP	3,240,946	2,592,757	0	0	648,189	0
1381	MN 19	4104-14	MNDOT	US 75 (IVANHOE) TO LYON CO RD 5 (MARSHALL),	18.9	RS	BITUMINOUS OVERLAY	STP	2,315,040	1,852,032	0	0	463,008	0
1382	MN 19	4204-37	MNDOT	LYON CSAH 7 TO 4TH ST IN MARSHALL, MILL & OVERLAY & REHAB BRIDGES 5151 & 42001	1.1	RS	MILL AND OVERLAY	SF	1,653,600	0	0	0	1,653,600	0
1383	MN 22	4308-30	MNDOT	JCT OF MN 7 & MN 22, MODIFY "Y" INTERSECTION (ALTERNATE BID)	0.5	SC	GRADE AND SURFACE	STP	1,984,320	1,587,456	0	0	396,864	0
1384	MN 22	4308-32	MNDOT	SHADY RIDGE ROAD (HUTCHINSON) TO W. JCT MN 7, OVERLAY	6.6	RS	BITUMINOUS OVERLAY	STP	3,004,290	2,403,432	0	0	600,858	0
1385	MN 68	8709-23	MNDOT	CANBY TO PORTER, OVERLAY	7.0	RS	MILL AND OVERLAY	STP	762,071	609,657	0	0	152,414	0
1386	US 71	3412-69	MNDOT	KANDIYOHI CSAH 24 TO N. JCT MN 23 (NBL ONLY), OVERLAY & LENGTHEN TURN LANES	3.8	RS	BITUMINOUS OVERLAY	SF	536,207	0	0	0	536,207	0
1387	MN 267	5109-06	MNDOT	N. LIMITS OF IONA TO JCT MN 30, OVERLAY	5.2	RS	BITUMINOUS OVERLAY	STP	759,105	607,284	0	0	151,821	0
1388	MN 999	8828-131	MNDOT	HIRE CONTRACTOR TO INSTALL SIGNS FOR DISTRICT 8'S ANNUAL SIGN CHANGEOVER	0.0	RX	SIGNING	SF	412,580	0	0	0	412,580	0
1389	MN 999	8828-133	MNDOT	EDGE LINE/CENTERLINE RUMBLE STRIPES DISTRICTWIDE	0.0	SH	STRIPING	HSIP	340,000	306,000	0	0	34,000	0
1390	MN 999	8828-134	MNDOT	DYNAMIC WARNING SYSTEMS (3 LOCATIONS)	0.0	SH	WARNING FLASHERS	HSIP	148,889	134,000	0	0	14,889	0
1391	MN 999	8808-RW-13	MNDOT	DISTRICTWIDE SETASIDES - RIGHT OF WAY - 2013	0.0	RW	RIGHT OF WAY	SF	300,000	0	0	0	300,000	0
1392	MN 999	8808-SAS-13	MNDOT	DISTRICTWIDE SETASIDES - 2013	0.0	NA	MISCELLANEOUS	SF	6,855,003	0	0	0	6,855,003	0
1393	LOCAL 999	8808-SHL-13	MNDOT	DISTRICTWIDE LOCAL SETASIDES - HSIP - 2013	0.0	SH	SAFETY TARGET	HSIP	733,333	660,000	0	0	0	73,333
									\$46,924,248	\$23,022,103	\$0	\$1,399,229	\$16,306,786	\$6,196,130

Seq #	Route System	Project Number	Agency	Description	Miles	Program	Type of Work	Proposed Funds	Total	FHWA	AC	FTA	TH	Other
1394	BB	TRF-0026-14	MNDOT	SECT 5311: LINCOLN CO TRANSIT OPERATING ASSISTANCE	0.0	OB	OPERATE BUS	FTA	191,009	0	0	55,426	0	135,583
1395	BB	TRF-0032-14	MNDOT	SECT 5311: CITY OF MONTEVIDEO TRANSIT OPERATING ASSISTANCE	0.0	OB	OPERATE BUS	FTA	133,313	0	0	28,490	0	104,823
1396	BB	TRF-1738-14	MNDOT	SECT 5311: PRAIRIE FIVE CAC TRANSIT OPERATING ASSISTANCE	0.0	OB	OPERATE BUS	FTA	718,687	0	0	181,189	0	537,498
1397	BB	TRF-2387-14	MNDOT	SECT 5311: WESTERN COMMUNITY ACTION, INC TRANSIT OPERATING ASSISTANCE	0.0	OB	OPERATE BUS	FTA	1,327,663	0	0	283,050	0	1,044,613
1398	BB	TRF-2486-14	MNDOT	SECT 5311: CITY OF DAWSON TRANSIT OPERATING ASSISTANCE	0.0	OB	OPERATE BUS	FTA	81,080	0	0	20,535	0	60,545
1399	BB	TRF-2488-14	MNDOT	SECT 5311: CITY OF GRANITE FALLS TRANSIT OPERATING ASSISTANCE	0.0	OB	OPERATE BUS	FTA	103,591	0	0	25,826	0	77,765
1400	BB	TRF-3312-14	MNDOT	SECT 5311: MEEKER CO TRANSIT OPERATING ASSISTANCE	0.0	OB	OPERATE BUS	FTA	440,369	0	0	52,910	0	387,459
1401	BB	TRF-3316-14	MNDOT	SECT 5311: PIPESTONE CO TRANSIT OPERATING ASSISTANCE	0.0	OB	OPERATE BUS	FTA	356,775	0	0	94,905	0	261,870
1402	BB	TRF-3325-14	MNDOT	SECT 5311: MURRAY CO TRANSIT OPERATING ASSISTANCE	0.0	OB	OPERATE BUS	FTA	96,925	0	0	27,269	0	69,656
1403	BB	TRF-3339-14	MNDOT	SECT 5311: RENVILLE CO TRANSIT OPERATING ASSISTANCE	0.0	OB	OPERATE BUS	FTA	340,384	0	0	69,005	0	271,379
1404	BB	TRF-7311-14	MNDOT	SECT 5311: TRAILBLAZER TRANSIT OPERATING ASSISTANCE	0.0	OB	OPERATE BUS	FTA	1,207,463	0	0	297,850	0	909,613
1405	BB	TRF-7340-14	MNDOT	SECT 5311: KANDIYOHI CO TRANSIT OPERATING ASSISTANCE	0.0	OB	OPERATE BUS	FTA	1,147,363	0	0	318,200	0	829,163
1406	BB	TRS-0032-14	MNDOT	LINCOLN CO, PURCHASE 1 BUS (CLASS 400)	0.0	TR	PURCHASE BUS	STP	74,000	59,200	0	0	0	14,800
1407	BB	TRS-1738-14	MNDOT	PRAIRIE FIVE, PURCHASE 2 BUSES (CLASS 400)	0.0	TR	PURCHASE BUS	STP	74,000	59,200	0	0	0	14,800
1408	BB	TRS-2387-14	MNDOT	WESTERN COMMUNITY ACTION, PURCHASE 2 BUSES (CLASS 400)	0.0	TR	PURCHASE BUS	STP	148,000	118,400	0	0	0	29,600
1409	BB	TRS-3312-14	MNDOT	MEEKER CO, PURCHASE 1 BUS (CLASS 400)	0.0	TR	PURCHASE BUS	STP	74,000	59,200	0	0	0	14,800
1410	BB	TRS-3316-14	MNDOT	PIPESTONE CO, PURCHASE 1 BUS (CLASS 400)	0.0	TR	PURCHASE BUS	STP	74,000	59,200	0	0	0	14,800

Seq #	Route System	Project Number	Agency	Description	Miles	Program	Type of Work	Proposed Funds	Total	FHWA	AC	FTA	TH	Other
1411	BB	TRS-3339-14	MNDOT	RENVILLE CO, PURCHASE 1 BUS (CLASS 400)	0.0	TR	PURCHASE BUS	STP	74,000	59,200	0	0	0	14,800
1412	BB	TRS-7311-14	MNDOT	TRAILBLAZER, PURCHASE 4 BUSES (CLASS 400)	0.0	TR	PURCHASE BUS	STP	296,000	236,800	0	0	0	59,200
1413	BB	TRS-7340-14	MNDOT	KANDIYOHI CO, PURCHASE 1 BUS (CLASS 400)	0.0	TR	PURCHASE BUS	STP	74,000	59,200	0	0	0	14,800
1414	RR	43-00113	MNDOT	MCLEOD CSAH 15 AT MORNINGSIDE DRIVE IN GLENCOE, INSTALL CANTILEVERS & GATES	0.0	SR	RR X-ING IMPROVEMENTS	RRS	300,000	270,000	0	0	0	30,000
1415	RR	64-00109	MNDOT	REDWOOD CR 80 (DUNCAN AVE.) IN WALNUT GROVE, INSTALL GATES	0.0	SR	RR X-ING IMPROVEMENTS	RRS	300,000	270,000	0	0	0	30,000
1416	RR	65-00111	MNDOT	RENVILLE CSAH 37 5 MI. W. OF SACRED HEART, INSTALL GATES (UPGRADE EXISTING FLASHERS)	0.0	SR	RR X-ING IMPROVEMENTS	RRS	285,000	256,500	0	0	0	28,500
1417	CSAH 20	037-620-018	LAC QUI PARLE	LAC QUI PARLE CR 31 TO E. COUNTY LINE, SURFACING & AGG SHLD	4.8	RS	SURFACING	STP	1,774,000	1,419,200	0	0	0	354,800
1418	PED/BIKE	047-090-003	MEEKER COUNTY	LAKE KORONIS OUTLET, CONSTRUCT PED/BIKE BRIDGE	0.1	EN	PEDESTRIAN BIKE TRAIL	TEA	148,395	119,516	0	0	0	28,879
1419	CSAH 2	064-602-021	REDWOOD COUNTY	REDWOOD CSAH 24 TO 305TH ST, AGG BASE & SURFACING	3.9	RC	SURFACING	STP	1,375,000	920,000	0	0	0	455,000
1420	CSAH 6	087-606-013	YELLOW MEDICINE COUNTY	MILL, BIT SURFACING, & AGG. SHLD; MN 274 TO S. COUNTY LINE	6.6	RS	SURFACING	STP	1,640,000	1,240,000	0	0	0	400,000
1421	MN 4	6502-15	MNDOT	FAIRFAX TO CROW RIVER, OVERLAY	28.2	RS	SURFACING	STP	6,200,000	4,960,000	0	0	1,240,000	0
1422	MN 7	1201-32	MNDOT	NW OF JCT. MN 29 (MONTEVIDEO), REPLACE BRIDGE 9114 (POSSIBLE BONDING)	0.6	BR	BRIDGE REPLACEMENT	BF	3,800,000	0	0	0	0	3,800,000
1423	US 12	3403-68	MNDOT	W. OF US 71 TO E. OF US 71 (WILLMAR), CD CONST	0.8	RD	CONCRETE PAVEMENT REHAB	SF	2,600,000	0	0	0	2,600,000	0
1424	US 12	4704-49	MNDOT	N. JCT MN 22 TO N. JCT MN 24, OVERLAY	0.6	RS	SURFACING	SF	350,000	0	0	0	350,000	0
1425	US 14	4201-41	MNDOT	E. OF JCT. MN 23 (FLORENCE) TO W. OF E. TRACY CITY LIMITS, OVERLAY	21.3	RS	SURFACING	NHS	3,200,000	2,560,000	0	0	640,000	0
1426	MN 22	4307-41	MNDOT	W. EDGE OF GLENCOE TO S. OF CSAH 115 (HUTCH BY-PASS), OVERLAY	10.3	RS	SURFACING	STP	1,400,000	1,120,000	0	0	280,000	0
1427	MN 40	1209-22	MNDOT	W. OF MILAN, REPLACE BRIDGE 5380 (POSSIBLE BONDING) & TURN LANES/ACCESS POINTS (TOP 150 SECTION)	0.4	BR	BRIDGE REPLACEMENT	BF	5,300,000	0	0	0	0	5,300,000

Seq #	Route System	Project Number	Agency	Description	Miles	Program	Type of Work	Proposed Funds	Total	FHWA	AC	FTA	TH	Other
1428	MN 40	1209-24	MNDOT	END OF BRIDGE REPLACEMENT BRIDGE 5380 TO US 59, OVERLAY	3.6	RS	SURFACING	STP	540,000	432,000	0	0	108,000	0
1429	US 59	3707-08	MNDOT	N. LIMITS OF CLARKFIELD TO W JCT US 212, OVERLAY	9.8	RS	SURFACING	STP	1,300,000	1,040,000	0	0	260,000	0
1430	US 59	4208-53	MNDOT	US 14 TO N. OF LYON CSAH 6/CR 74, OVERLAY	12.4	RS	SURFACING	STP	1,500,000	1,200,000	0	0	300,000	0
1431	US 59	8703-24	MNDOT	YELLOW MEDICINE CSAH 3 TO N LIMITS OF CLARKFIELD, MILL & OVERLAY	5.5	RS	SURFACING	STP	2,000,000	1,600,000	0	0	400,000	0
1432	MN 67	8707-52	MNDOT	YELLOW MEDICINE RIVER BRIDGE #87011 TO ECHO, THIN OVERLAY PLUS BYPASS LANE AT YELLOW MEDICINE COUNTY ROAD 44	8.5	RS	SURFACING	STP	1,400,000	1,120,000	0	0	280,000	0
1433	US 71	3411-74	MNDOT	MN 7 TO S. END OF BRIDGE #34007, OVERLAY	10.8	RS	SURFACING	NHS	1,500,000	1,200,000	0	0	300,000	0
1434	MN 999	8828-83	MNDOT	DISTRICTWIDE CULVERT REPAIRS	0.0	DR	CULVERT REPAIR	STP	1,000,000	800,000	0	0	200,000	0
1435	MN 999	8828-99	MNDOT	GARVIN PARK, GUARDRAIL REPLACEMENT	0.9	SC	GUARD RAIL	STP	350,000	280,000	0	0	70,000	0
1436	MN 999	8828-132	MNDOT	HIRE CONTRACTOR TO INSTALL SIGNS FOR DISTRICT 8'S ANNUAL SIGN CHANGEOVER	0.0	RX	SIGNING	SF	241,360	0	0	0	241,360	0
1437	MN 999	8808-ADA-14	MNDOT	DISTRICTWIDE SETASIDES - ADA - 2014	0.0	SC	PED/BIKE IMPROVEMENT	STP	137,500	110,000	0	0	27,500	0
1438	MN 999	8808-RW-14	MNDOT	DISTRICTWIDE SETASIDES - RIGHT OF WAY - 2014	0.0	RW	RIGHT OF WAY	SF	100,000	0	0	0	100,000	0
1439	MN 999	8808-SAS-14	MNDOT	DISTRICTWIDE SETASIDES - 2014	0.0	NA	MISCELLANEOUS	SF	8,426,635	0	0	0	8,426,635	0
1440	LOCAL 999	8808-SHL-14	MNDOT	DISTRICTWIDE LOCAL SETASIDES - HSIP - 2014	0.0	SH	SAFETY TARGET	HSIP	733,333	660,000	0	0	0	73,333
1441	MN 999	8808-SHS-14	MNDOT	DISTRICTWIDE SETASIDES - HSIP - 2014	0.0	SH	SAFETY TARGET	HSIP	488,889	440,000	0	0	48,889	0
									\$55,422,734	\$22,727,616	\$0	\$1,454,655	\$15,872,384	\$15,368,079

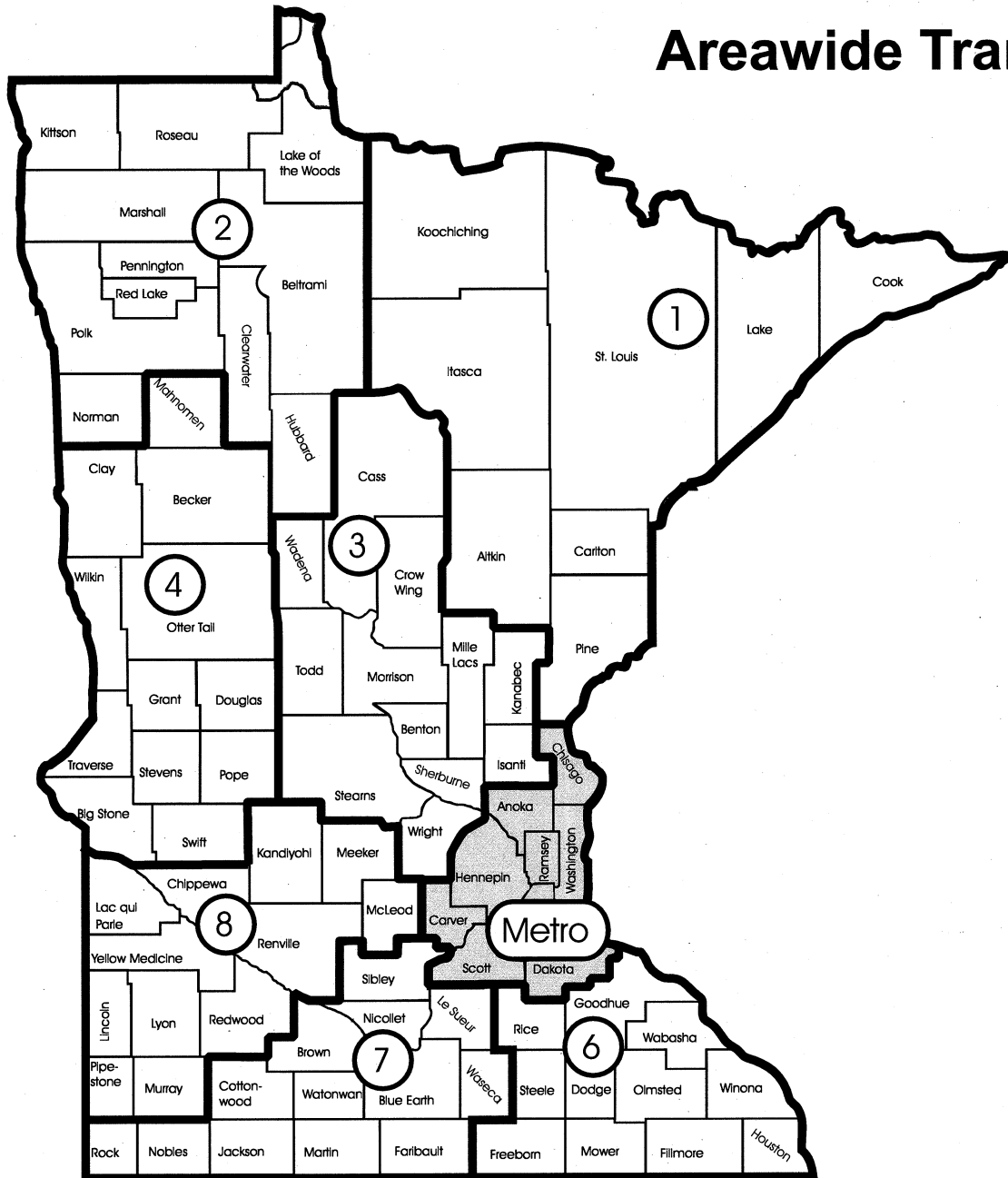
Seq #	Route System	Project Number	Agency	Description	Miles	Program	Type of Work	Proposed Funds	Total	FHWA	AC	FTA	TH	Other
1442	BB	TRF-0026-15	MNDOT	SECT 5311: LINCOLN CO TRANSIT OPERATING ASSISTANCE	0.0	OB	OPERATE BUS	FTA	196,739	0	0	57,089	0	139,650
1443	BB	TRF-0032-15	MNDOT	SECT 5311: CITY OF MONTEVIDEO TRANSIT OPERATING ASSISTANCE	0.0	OB	OPERATE BUS	FTA	137,313	0	0	29,345	0	107,968
1444	BB	TRF-1738-15	MNDOT	SECT 5311: PRAIRIE FIVE CAC TRANSIT OPERATING ASSISTANCE	0.0	OB	OPERATE BUS	FTA	740,248	0	0	186,625	0	553,623
1445	BB	TRF-2387-15	MNDOT	SECT 5311: WESTERN COMMUNITY ACTION, INC TRANSIT OPERATING ASSISTANCE	0.0	OB	OPERATE BUS	FTA	1,367,493	0	0	291,542	0	1,075,951
1446	BB	TRF-2486-15	MNDOT	SECT 5311: CITY OF DAWSON TRANSIT OPERATING ASSISTANCE	0.0	OB	OPERATE BUS	FTA	83,512	0	0	21,151	0	62,361
1447	BB	TRF-2488-15	MNDOT	SECT 5311: CITY OF GRANITE FALLS TRANSIT OPERATING ASSISTANCE	0.0	OB	OPERATE BUS	FTA	106,699	0	0	26,601	0	80,098
1448	BB	TRF-3312-15	MNDOT	SECT 5311: MEEKER CO TRANSIT OPERATING ASSISTANCE	0.0	OB	OPERATE BUS	FTA	453,580	0	0	54,497	0	399,083
1449	BB	TRF-3316-15	MNDOT	SECT 5311: PIPESTONE CO TRANSIT OPERATING ASSISTANCE	0.0	OB	OPERATE BUS	FTA	367,478	0	0	97,752	0	269,726
1450	BB	TRF-3325-15	MNDOT	SECT 5311: MURRAY CO TRANSIT OPERATING ASSISTANCE	0.0	OB	OPERATE BUS	FTA	99,833	0	0	28,087	0	71,746
1451	BB	TRF-3339-15	MNDOT	SECT 5311: RENVILLE CO TRANSIT OPERATING ASSISTANCE	0.0	OB	OPERATE BUS	FTA	350,595	0	0	71,075	0	279,520
1452	BB	TRF-7311-15	MNDOT	SECT 5311: TRAILBLAZER TRANSIT OPERATING ASSISTANCE	0.0	OB	OPERATE BUS	FTA	1,243,687	0	0	306,786	0	936,901
1453	BB	TRF-7340-15	MNDOT	SECT 5311: KANDIYOHI CO TRANSIT OPERATING ASSISTANCE	0.0	OB	OPERATE BUS	FTA	1,181,784	0	0	327,746	0	854,038
1454	BB	TRS-0026-15	MNDOT	LINCOLN CO, PURCHASE 1 BUS (CLASS 400)	0.0	TR	PURCHASE BUS	STP	76,000	60,800	0	0	0	15,200
1455	BB	TRS-1738-15	MNDOT	PRAIRIE FIVE, PURCHASE 1 BUS (CLASS 400)	0.0	TR	PURCHASE BUS	STP	76,000	60,800	0	0	0	15,200
1456	BB	TRS-2387-15	MNDOT	WESTERN COMMUNITY ACTION, PURCHASE 2 BUSES (CLASS 400)	0.0	TR	PURCHASE BUS	STP	152,000	121,600	0	0	0	30,400
1457	BB	TRS-3325-15	MNDOT	MURRAY CO, PURCHASE 1 BUS (CLASS 400)	0.0	TR	PURCHASE BUS	STP	76,000	60,800	0	0	0	15,200
1458	BB	TRS-7311-15	MNDOT	TRAILBLAZER, PURCHASE 4 BUSES (CLASS 400)	0.0	TR	PURCHASE BUS	STP	304,000	243,200	0	0	0	60,800

Seq #	Route System	Project Number	Agency	Description	Miles	Program	Type of Work	Proposed Funds	Total	FHWA	AC	FTA	TH	Other
1459	BB	TRS-7340-15	MNDOT	KANDIYOHI CO, PURCHASE 1 BUS (CLASS 500)	0.0	TR	PURCHASE BUS	STP	76,000	60,800	0	0	0	15,200
1460	RR	65-00112	MNDOT	7TH STREET N. IN OLIVIA, INSTALL GATES	0.0	SR	RR X-ING IMPROVEMENTS	RRS	285,000	256,500	0	0	0	28,500
1461	CSAH 5	034-605-024	KANDIYOHI COUNTY	MN 7 TO N. OF KANDIYOHI CSAH 3, GRADING, AGG. BASE, & BRIDGE #94077	5.4	RC	GRADE AND BRIDGE	STP BROS	2,400,000	1,680,000	0	0	0	720,000
1462	CSAH 28	047-628-009	MEEKER COUNTY	MN 22 TO MEEKER CSAH 1, MILL & OVERLAY	5.7	RS	MILL AND OVERLAY	STP	1,015,000	812,000	0	0	0	203,000
1463	CSAH 18	059-618-031	PIPESTONE COUNTY	ON CSAH 18 - S. OF PIPESTONE CSAH 11 TO LINCOLN COUNTY LINE AND PIPESTONE CSAH 8 TO MN 23, THEN ON CSAH 16 - MN 30 TO PIPESTONE CSAH 6, BIT. OVERLAY	7.8	RS	BITUMINOUS OVERLAY	STP	660,000	528,000	0	0	0	132,000
1464	CSAH 11	065-611-046	RENVILLE COUNTY	GRADING, BASE, & SURFACING; RENVILLE CSAH 3 TO RENVILLE CSAH 16	3.0	RC	GRADE AND SURFACE	STP	2,100,000	1,470,000	0	0	0	630,000
1465	US 12	3403-66	MNDOT	KERKHOVEN TO PENNOCK, OVERLAY	7.6	RS	BITUMINOUS OVERLAY	STP	2,000,000	1,600,000	0	0	400,000	0
1466	US 12	4704-47	MNDOT	W. MEEKER COUNTY LINE TO MN 22, OVERLAY	10.9	RS	BITUMINOUS OVERLAY	NHS	2,000,000	1,600,000	0	0	400,000	0
1467	MN 19	4205-32	MNDOT	BRUCE STREET TO JCT. MN 23 (MARSHALL), MILL & OVERLAY	1.0	RS	MILL AND OVERLAY	STP	510,000	408,000	0	0	102,000	0
1468	MN 24	4711-19	MNDOT	LITCHFIED TO MN 15, OVERLAY	15.6	RS	BITUMINOUS OVERLAY	SF	1,800,000	0	0	0	1,800,000	0
1469	MN 29	1206-54	MNDOT	N. JCT MN 7 TO W. JCT MN 40 (MONTEVIDEO), OVERLAY (AC PAYBACK IN 2016)	10.8	RS	BITUMINOUS OVERLAY	STP	810,000	550,000	490,000	0	260,000	0
1470	MN 29	1208-10M	MNDOT	MN 40 TO CHIPPEWA/SWIFT COUNTY LINE, MILL & OVERLAY (DISTRICT 4 IS THE LEAD AND THIS IS DISTRICT 8'S SHARE)	3.0	RS	MILL AND OVERLAY	STP	800,000	640,000	0	0	160,000	0
1471	MN 30	5101-15	MNDOT	E. JCT. US 75 (PIPESTONE) TO LAKE WILSON, OVERLAY	17.2	RS	BITUMINOUS OVERLAY	STP	2,200,000	1,760,000	0	0	440,000	0
1472	MN 30	5903-21	MNDOT	8TH AVE. TO E. JCT. US 75 (PIPESTONE), MILL & OVERLAY (BOTH DIRECTIONS)	1.4	RS	MILL AND OVERLAY	STP	1,100,000	880,000	0	0	220,000	0
1473	US 59	4209-23	MNDOT	N. JCT. MN 68 (MARSHALL) TO N. OF LYON CSAH 33, MILL & OVERLAY	1.3	RS	MILL AND OVERLAY	STP	750,000	600,000	0	0	150,000	0
1474	MN 67	8705-18	MNDOT	JCT. US 75 TO JCT US 59 (CLARKFIELD), OVERLAY	19.0	RS	BITUMINOUS OVERLAY	STP	2,800,000	2,240,000	0	0	560,000	0

STIP for FY 2012-2015

Seq #	Route System	Project Number	Agency	Description	Miles	Program	Type of Work	Proposed Funds	Total	FHWA	AC	FTA	TH	Other
1475	MN 67	8706-23	MNDOT	CLARKFIELD TO JCT US 212, MILL & OVERLAY	11.7	RS	MILL AND OVERLAY	STP	3,600,000	2,880,000	0	0	720,000	0
1476	US 71	6405-64	MNDOT	S. JCT. MN 68 TO S. OF 11TH STREET (REDWOOD FALLS), OVERLAY	8.9	RS	BITUMINOUS OVERLAY	SF	1,500,000	0	0	0	1,500,000	0
1477	US 75	5905-25	MNDOT	PIPESTONE CSAH 9 (OLD MN 268) TO E. JCT. MN 30 (PIPESTONE), OVERLAY	8.4	RS	BITUMINOUS OVERLAY	NHS	1,300,000	1,040,000	0	0	260,000	0
1478	US 212	3706-41	MNDOT	DAWSON TO W. OF US 59, MILL & OVERLAY	9.1	RS	BITUMINOUS OVERLAY	NHS	2,600,000	2,080,000	0	0	520,000	0
1479	US 212	8712-31	MNDOT	E. END OF BRIDGE #87015 (GRANITE FALLS) TO JCT. MN 23, MILL & OVERLAY	1.1	RS	MILL AND OVERLAY	SF	820,000	0	0	0	820,000	0
1480	MN 999	8808-ADA-15	MNDOT	DISTRICTWIDE SETASIDES - ADA - 2015	0.0	SC	PED./BIKE IMPROVEMENT	STP	137,500	110,000	0	0	27,500	0
1481	MN 999	8808-RW-15	MNDOT	DISTRICTWIDE SETASIDES - RIGHT OF WAY - 2015	0.0	RW	RIGHT OF WAY	SF	150,000	0	0	0	150,000	0
1482	MN 999	8808-SAS-15	MNDOT	DISTRICTWIDE SETASIDES - 2015	0.0	NA	MISCELLANEOUS	SF	7,690,222	0	0	0	7,690,222	0
1483	LOCAL 999	8808-SHL-15	MNDOT	DISTRICTWIDE LOCAL SETASIDES - HSIP - 2014	0.0	SH	SAFETY TARGET	HSIP	733,333	660,000	0	0	0	73,333
1484	MN 999	8808-SHS-15	MNDOT	DISTRICTWIDE SETASIDES - HSIP - 2015	0.0	SH	SAFETY TARGET	HSIP	617,778	556,000	0	0	61,778	0
									\$47,467,794	\$22,958,500	\$490,000	\$1,498,296	\$16,241,500	\$6,769,498

Areawide Transportation Partnership (ATP) Boundaries



METRO DISTRICT

Metro District Engineer

Scott McBride

(651) 234-7700

Waters Edge Building

1500 W. County Road B-2

Roseville, Minnesota 55113-3174

General Information: (651) 234-7500

FAX: (651) 234-7905

Seq #	Route System	Project Number	Agency	Description	Miles	Program	Type of Work	Proposed Funds	Total	FHWA	AC	FTA	TH	Other
1485	BB	CCLRT-11	MET TRANSIT	SECT 5309: CENTRAL CORRIDOR LIGHT RAIL TRANSIT PROJECT-NEW START FFGA 2011 APPROPRIATION	0.0	B3	GRADE AND SURFACE	FTA	201,432,891	0	0	45,000,000	0	156,432,891
1486	BB	CCLRT-12	MET TRANSIT	SECT 5309: CENTRAL CORRIDOR LIGHT RAIL TRANSIT PROJECT-NEW START FFGA 2012 APPROPRIATION	0.0	B3	GRADE AND SURFACE	FTA	215,443,327	0	0	98,443,694	0	116,999,633
1487	BB	TRF-0031-12	MnDOT	SECT 5311: METROPOLITAN COUNCIL RURAL TRANSIT OPERATING ASSISTANCE	0.0	OB	OPERATE BUS	FTA	4,223,000	0	0	1,028,600	0	3,194,400
1488	BB	TRF-TCMT-11AA	MET COUNCIL-MT	SECT 5307: TWIN CITIES MET COUNCIL MT-HWY 610 & NOBLE PARK & RIDE EXPANSION	0.0	B9	BUS GRANT CAPITAL IMPROVEMENT	FTA	9,000,000	0	0	7,200,000	0	1,800,000
1489	BB	TRF-TCMT-11AB	MET COUNCIL-MT	SECT 5307: TWIN CITIES MET COUNCIL MT-MAPLEWOOD MALL PARK & RIDE EXPANSION	0.0	B9	BUS GRANT CAPITAL IMPROVEMENT	FTA	10,000,000	0	0	8,000,000	0	2,000,000
1490	BB	TRF-TCMT-11B	MET COUNCIL-MT	SECT 5307: TWIN CITIES MET COUNCIL MT-WOODBURY PARK & RIDE EXPANSION	0.0	B9	BUS GRANT CAPITAL IMPROVEMENT	FTA	2,000,000	0	0	1,600,000	0	400,000
1491	BB	TRF-TCMT-12	MET COUNCIL-MT	SECT 5307: TWIN CITIES MET COUNCIL MT-BUS ACQUISITION	0.0	B9	PURCHASE BUS	FTA	45,331,836	0	0	36,265,469	0	9,066,367
1492	BB	TRF-TCMT-12A	MET COUNCIL-MT	SECT 5307: TWIN CITIES MET COUNCIL MT-PREVENTIVE MAINTENANCE	0.0	B9	BUS GRANT CAPITAL IMPROVEMENT	FTA	10,100,000	0	0	8,080,000	0	2,020,000
1493	BB	TRF-TCMT-12AA	MET COUNCIL-MT	SECT 5307: TWIN CITIES MET COUNCIL MT-HWY 65 & CO RD 14 P&R (BLAINE)	0.0	B9	BUS GRANT CAPITAL IMPROVEMENT	FTA	300,000	0	0	240,000	0	60,000
1494	BB	TRF-TCMT-12AB	MET COUNCIL-MT	SECT 5307: TWIN CITIES MET COUNCIL MT-I-94 AT MANNING AVE P&R	0.0	B9	BUS GRANT CAPITAL IMPROVEMENT	FTA	243,765	0	0	195,012	0	48,753
1495	BB	TRF-TCMT-12AC	MET COUNCIL-MT	SECT 5307: TWIN CITIES MET COUNCIL MT-HWY 62 AT PENN AVE P&R	0.0	B9	BUS GRANT CAPITAL IMPROVEMENT	FTA	4,900,000	0	0	3,920,000	0	980,000
1496	BB	TRF-TCMT-12AD	MET COUNCIL-MT	SECT 5307: TWIN CITIES MET COUNCIL MT-DOWNTOWN MPLS LAYOVER	0.0	B9	BUS GRANT CAPITAL IMPROVEMENT	FTA	2,300,000	0	0	1,840,000	0	460,000
1497	BB	TRF-TCMT-12AE	MET COUNCIL-MT	SECT 5307: TWIN CITIES MET COUNCIL MT-HEYWOOD GARAGE MAINTENANCE SHOP DESIGN AND CONSTRUCTION	0.0	B9	BUS GRANT CAPITAL IMPROVEMENT	FTA	1,000,000	0	0	800,000	0	200,000

Seq #	Route System	Project Number	Agency	Description	Miles	Program	Type of Work	Proposed Funds	Total	FHWA	AC	FTA	TH	Other
1498	BB	TRF-TCMT-12AF	MET COUNCIL-MT	SECT 5307: TWIN CITIES MET COUNCIL MT-HWY 100 & EDEN/VERNON P&R (EDINA)	0.0	B9	BUS GRANT CAPITAL IMPROVEMENT	FTA	2,700,000	0	0	2,160,000	0	540,000
1499	BB	TRF-TCMT-12AG	MET COUNCIL-MT	SECT 5307: TWIN CITIES MET COUNCIL MT-DOWNTOWN ST PAUL PASSENGER FACILITY IMPROVEMENTS	0.0	B9	BUS GRANT CAPITAL IMPROVEMENT	FTA	500,000	0	0	400,000	0	100,000
1500	BB	TRF-TCMT-12AH	MET COUNCIL-MT	SECT 5307: TWIN CITIES MET COUNCIL MT-EXPANSION OF REAL TIME SIGNS (RTS) TRANSIT TECHNOLOGY SYSTEMS	0.0	B9	BUS GRANT CAPITAL IMPROVEMENT	FTA	2,500,000	0	0	2,000,000	0	500,000
1501	BB	TRF-TCMT-12AJ	MET COUNCIL-MT	SECT 5307: TWIN CITIES MET COUNCIL MT-EXPANSION OF TRAFFIC SIGNAL PRIORITY (TSP) TRANSIT TECHNOLOGY SYSTEMS	0.0	B9	BUS GRANT CAPITAL IMPROVEMENT	FTA	1,750,000	0	0	1,400,000	0	350,000
1502	BB	TRF-TCMT-12AK	MET COUNCIL-MT	SECT 5307: TWIN CITIES MET COUNCIL MT-ONBOARD PEDESTRIAN DETECTION SYSTEM TRANSIT TECHNOLOGY SYSTEMS	0.0	B9	BUS GRANT CAPITAL IMPROVEMENT	FTA	500,000	0	0	400,000	0	100,000
1503	BB	TRF-TCMT-12AL	MET COUNCIL-MT	SECT 5307: TWIN CITIES MET COUNCIL MT-OPERATIONS COMMUNICATIONS & CONTROL CAPITAL EQUIPMENT, HARDWARE & SOFTWARE REPLACEMENT & EXPANSION	0.0	B9	BUS GRANT CAPITAL IMPROVEMENT	FTA	1,740,000	0	0	1,392,000	0	348,000
1504	BB	TRF-TCMT-12AM	MET COUNCIL-MT	SECT 5307: TWIN CITIES MET COUNCIL MT-FARE COLLECTION CAPITAL EQUIPMENT, HARDWARE & SOFTWARE REPLACEMENT & EXPANSION	0.0	B9	BUS GRANT CAPITAL IMPROVEMENT	FTA	3,648,100	0	0	2,918,480	0	729,620
1505	BB	TRF-TCMT-12B	MET COUNCIL-MT	SECT 5307: TWIN CITIES MET COUNCIL MT-ASSOCIATED CAPITAL MAINTENANCE-BUS	0.0	B9	BUS GRANT CAPITAL IMPROVEMENT	FTA	2,887,089	0	0	2,309,671	0	577,418
1506	BB	TRF-TCMT-12C	MET COUNCIL-MT	SECT 5307: TWIN CITIES MET COUNCIL MT-SECURITY/SAFETY FOR 1%	0.0	B9	BUS GRANT CAPITAL IMPROVEMENT	FTA	1,292,000	0	0	1,033,600	0	258,400
1507	BB	TRF-TCMT-12D	MET COUNCIL-MT	SECT 5307: TWIN CITIES MET COUNCIL MT-CAPITAL LEASE-TIRES	0.0	B9	PURCHASE BUS	FTA	2,100,678	0	0	1,680,542	0	420,136
1508	BB	TRF-TCMT-12F	MET COUNCIL-MT	SECT 5307: TWIN CITIES MET COUNCIL MT-TRANSIT ENHANCEMENTS 1%	0.0	B9	BUS GRANT CAPITAL IMPROVEMENT	FTA	795,000	0	0	636,000	0	159,000
1509	BB	TRF-TCMT-12G	MET COUNCIL-MTS	SECT 5307: TWIN CITIES MET COUNCIL MTS-BUS ACQUISITIONS	0.0	B9	PURCHASE BUS	FTA	8,000,000	0	0	6,400,000	0	1,600,000
1510	BB	TRF-TCMT-12H	MET COUNCIL-MTS	SECT 5307: TWIN CITIES MET COUNCIL MTS-METRO MOBILITY CAPITAL COST OF CONTRACTING FOR SERVICES	0.0	B9	BUS GRANT CAPITAL IMPROVEMENT	FTA	5,312,500	0	0	4,250,000	0	1,062,500

Seq #	Route System	Project Number	Agency	Description	Miles	Program	Type of Work	Proposed Funds	Total	FHWA	AC	FTA	TH	Other
1511	BB	TRF-TCMT-12J	MET COUNCIL-MTS	SECT 5307: TWIN CITIES MET COUNCIL MTS-REGIONAL FLEET CAPITAL COST OF CONTRACTING	0.0	B9	BUS GRANT CAPITAL IMPROVEMENT	FTA	3,125,000	0	0	2,500,000	0	625,000
1512	BB	TRF-TCMT-12K	MET COUNCIL-MTS	SECT 5307: TWIN CITIES MET COUNCIL MTS-VANGO CAP COST OF CONTRACTING	0.0	B9	BUS GRANT CAPITAL IMPROVEMENT	FTA	625,000	0	0	500,000	0	125,000
1513	BB	TRF-TCMT-12L	MET COUNCIL-MT	SECT 5307: TWIN CITIES MET COUNCIL MT-FTH2	0.0	B9	BUS GRANT CAPITAL IMPROVEMENT	FTA	15,000,000	0	0	12,000,000	0	3,000,000
1514	BB	TRF-TCMT-12N	MET COUNCIL-MT	SECT 5309: FIXED GUIDEWAY: TWIN CITIES MET COUNCIL MT-LRT ASSOCIATED CAPITAL MAINTENANCE	0.0	B3	BUS GRANT CAPITAL IMPROVEMENT	FTA	925,000	0	0	740,000	0	185,000
1515	BB	TRF-TCMT-12Q	MET COUNCIL-MT	SECT 5307: TWIN CITIES MET COUNCIL MT-TRANSIT BUSINESS COMPUTER HW & SW	0.0	B9	BUS GRANT CAPITAL IMPROVEMENT	FTA	1,129,000	0	0	903,200	0	225,800
1516	BB	TRF-TCMT-12R	MET COUNCIL-MT	SECT 5307: TWIN CITIES MET COUNCIL MT-I35E & CO RD E PARK & RIDE	0.0	B9	BUS GRANT CAPITAL IMPROVEMENT	FTA	3,910,000	0	0	3,128,000	0	782,000
1517	BB	TRF-TCMT-12S	MET COUNCIL-MTS	SECT 5307: TWIN CITIES MET COUNCIL MTS-PREVENTIVE MAINTENANCE - SWT	0.0	B9	BUS GRANT CAPITAL IMPROVEMENT	FTA	585,000	0	0	468,000	0	117,000
1518	BB	TRF-TCMT-12T	MET COUNCIL-U OFM	SECT 5307: TWIN CITIES MET COUNCIL U OF M-U OF M BUS ACQUISITION	0.0	B9	PURCHASE BUS	FTA	375,000	0	0	300,000	0	75,000
1519	BB	TRF-TCMT-12U	MET COUNCIL-MTS	SECT 5307: TWIN CITIES MET COUNCIL MTS-COP PAYMENT FOR EAGAN BUS GARAGE EXPANSION - MVTA	0.0	B9	BUS GRANT CAPITAL IMPROVEMENT	FTA	500,000	0	0	400,000	0	100,000
1520	BB	TRF-TCMT-12V	MET COUNCIL-MT	SECT 5307: TWIN CITIES MET COUNCIL MT-OVERHAUL BASE RENOVATION & MAINTENANCE SHOP	0.0	B9	BUS GRANT CAPITAL IMPROVEMENT	FTA	3,000,000	0	0	2,400,000	0	600,000
1521	BB	TRF-TCMT-12W	MET COUNCIL-MT	SECT 5307: TWIN CITIES MET COUNCIL MT-ENERGY IMPROVEMENT	0.0	B9	BUS GRANT CAPITAL IMPROVEMENT	FTA	1,000,000	0	0	800,000	0	200,000
1522	BB	TRF-TCMT-12X	MET COUNCIL-MT	SECT 5309: TWIN CITIES MET COUNCIL MT-OVERHAUL LIGHT RAIL VEHICLES & ASSOCIATED LRV EQUIPMENT	0.0	B3	BUS GRANT CAPITAL IMPROVEMENT	FTA	3,350,000	0	0	2,680,000	0	670,000
1523	BB	TRF-TCMT-12Y	MET COUNCIL-MT	SECT 5307: TWIN CITIES MET COUNCIL MT-NICOLLET GARAGE TRANSPORTATION EXPANSION	0.0	B9	BUS GRANT CAPITAL IMPROVEMENT	FTA	3,000,000	0	0	2,400,000	0	600,000

Seq #	Route System	Project Number	Agency	Description	Miles	Program	Type of Work	Proposed Funds	Total	FHWA	AC	FTA	TH	Other
1524	BB	TRF-TCMT-12Z	MET COUNCIL-MT	SECT 5307: TWIN CITIES MET COUNCIL MT-ACCESS MPLS FACILITY IMPROVEMENTS	0.0	B9	BUS GRANT CAPITAL IMPROVEMENT	FTA	750,000	0	0	600,000	0	150,000
1525	BB	TRS-7068-12	MNDOT	HEARTLAND EXPRESS-PURCHASE CLASS 400 BUS	0.0	TR	PURCHASE BUS	STP	68,000	54,400	0	0	0	13,600
1526	BB	TRS-TCMT-11	MVTA	CMAQ: PURCHASE 8 BUSES, & OPERATING FUNDING FOR I-35	0.0	TR	BUS GRANT CAPITAL IMPROVEMENT	CMAQ	5,843,230	4,601,144	0	0	0	1,242,086
1527	CMAQ	TRS-TCMT-11C	MET COUNCIL-MT	CMAQ TDM: ACTIVITIES TO REDUCE SOV USE BY VAN POOLS, CAR POOL & RIDE MATCHING PROGRAMS, MARKETING, TRANSIT RIDERSHIP INCENTIVES BY SUPPORTING SEVERAL TRANSPORTATION MANAGEMENT ORGANIZATIONS.	0.0	TM	PLANNING	CMAQ	4,375,000	3,500,000	0	0	0	875,000
1528	BB	TRS-TCMT-12B	MET COUNCIL-MT	CMAQ: NE QUADRANT OF 610 & NOBLES PKWY, BROOKLYN PARK-CONSTRUCT 1000 STRUCTURED STALL PARK & RIDE FACILITY	0.0	TR	BUS GRANT CAPITAL IMPROVEMENT	CMAQ	14,560,000	7,840,000	0	0	0	6,720,000
1529	BB	091-595-029	RAMSEY COUNTY	UNION DEPOT MULTIMODAL TRANSIT FACILITY, ST PAUL-CONSTRUCTION (2010 HIGH SPEED RAIL GRANT)(ORIGINAL SP WAS 091-595-028)	0.0	MC	MISCELLANEOUS	FFM	21,262,197	21,262,197	0	0	0	0
1530	RR	10-00118	MNDOT	MPL ON CSAH 33, OAK ST IN NORWOOD YOUNG AMERICA(1 MI S)-INSTALL GATES	0.0	SR	RR X-ING IMPROVEMENTS	RRS	234,000	210,600	0	0	0	23,400
1531	RR	27-00294	MN/DOT	39TH & 1/2 AVE, ROBBINSDALE, HENNEPIN CO-INSTALL GATES	0.0	SR	RAILROAD SURF/SIGNALS	RRS	280,000	252,000	0	0	0	28,000
1532	RR	27-00295	MN/DOT	W 92ND ST, MUN 527, BLOOMINGTON-INSTALL GATES	0.0	SR	RAILROAD SURF/SIGNALS	RRS	280,000	252,000	0	0	0	28,000
1533	RR	27-00296	MN/DOT	LAKE ST, MSAS 281, ST LOUIS PARK, HENNEPIN CO-INSTALL GATES & ONE SET OF FLASHERS	0.0	SR	RAILROAD SURF/SIGNALS	RRS	308,000	277,200	0	0	0	30,800
1534	RR	27-00297	MN/DOT	26TH AVE N, MSAS 301, MPLS, HENNEPIN CO-INSTALL GATES	0.0	SR	RAILROAD SURF/SIGNALS	RRS	280,000	252,000	0	0	0	28,000
1535	RR	27-00298	MN/DOT	17TH AVE N, MSAS 310, MPLS-INSTALL GATES	0.0	SR	RAILROAD SURF/SIGNALS	RRS	280,000	252,000	0	0	0	28,000
1536	RR	27-00299	MN/DOT	ALABAMA AVE, MSAS 305, ST LOUIS PARK, HENNEPIN CO-INSTALL GATES	0.0	SR	RAILROAD SURF/SIGNALS	RRS	280,000	252,000	0	0	0	28,000
1537	RR	27-00300	MN/DOT	22ND AVE N, MSAS 311, MPLS-INSTALL GATES	0.0	SR	RAILROAD SURF/SIGNALS	RRS	280,000	252,000	0	0	0	28,000

Seq #	Route System	Project Number	Agency	Description	Miles	Program	Type of Work	Proposed Funds	Total	FHWA	AC	FTA	TH	Other
1538	CR	002-596-009	ANOKA COUNTY	**MN130**PRELIMINARY ENGINEERING FOR MISSISSIPPI RIVER BRIDGE CONNECTING I-94 & TH 10 BETWEEN TH 169 & TH 101 (SAFETEA-LU)	0.0	PL	PLANNING	HPP	1,687,000	719,921	0	0	0	967,079
1539	CSAH 7	002-607-019	ANOKA COUNTY	ANOKA CSAH 7(7TH AVE) & ANOKA CSAH 14(MAIN ST), ANOKA-REPLACE TRAFFIC SIGNAL, TURN LANES	0.0	SH	SPOT IMPROVEMENT	HSIP	1,680,000	1,512,000	0	0	0	168,000
1540	CSAH 17	002-617-018	ANOKA COUNTY	ANOKA CSAH 14 (MAIN ST), BLAINE TO 1,000 FT N OF ANOKA CSAH 116(BUNKER LAKE BLVD), HAM LAKE-RECONSTRUCT TO 6-LANE DIVIDED RDWY, BLAINE & A 4-LANE DIVIDED RDWY, HAM LAKE INCLUDING PED/BIKE FACILITIES	2.2	RC	GRADE AND SURFACE	UG	12,000,000	5,837,920	0	0	0	6,162,080
1541	CSAH 116	002-716-012	ANOKA COUNTY	ANOKA CSAH 7 TO 38TH AVE, ANOKA & ANDOVER-RECONSTRUCT TO 4-LANE DIVIDED RDWY, PED/BIKE TRAIL	1.0	RC	GRADE AND SURFACE	UG	5,885,600	4,708,480	0	0	0	1,177,120
1542	PED/BIKE	010-090-002	CARVER COUNTY	MAYER TO CARVER/MCLEOD CO LINE-CONSTRUCT CARVER CO DAKOTA RAIL LINE PED/BIKE TRAIL ON ABANDONED DAKOTA RAIL LINE CORRIDOR	6.0	EN	PEDESTRIAN BIKE TRAIL	TEA	1,478,400	1,120,000	0	0	0	358,400
1543	PED/BIKE	010-090-003	CARVER COUNTY	W PARKING LOT, MINNEWASHTA REG PARK, TO MINNETONKA W MIDDLE SCHOOL INCLUDING UNDERPASS, TH 41, CHANHASSEN-CONSTRUCT PED/BIKE TRAIL, UNDERPASS, ETC	2.6	EN	PEDESTRIAN BIKE TRAIL	TEA	1,362,500	1,090,000	0	0	0	272,500
1544	CSAH 11	010-611-006	CARVER COUNTY	CARVER CSAH 10 TO TH 212, CHASKA-RECONSTRUCT WITH PORTION ON NEW ALIGNMENT, INCLUDES PED/BIKE TRAIL	1.5	RC	GRADE AND SURFACE	UG	5,925,988	2,805,968	0	0	0	3,120,020
1545	CSAH 42	019-642-044	DAKOTA COUNTY	**MN223**AT TH 52 INTERCHANGE IN ROSEMOUNT-RIGHT OF WAY FOR RECONSTRUCTION OF INTERCHANGE (SAFETEA-LU)	0.0	RW	RIGHT OF WAY	HPP	11,000,000	2,624,675	0	0	0	8,375,325
1546	CSAH 42	019-642-045	DAKOTA COUNTY	**MN223**AT TH 52 INTERCHANGE IN ROSEMOUNT- PRELIMINARY ENGINEERING FOR RECONSTRUCTION OF INTERCHANGE (SAFETEA-LU)	0.0	PL	PLANNING	HPP	375,000	300,000	0	0	0	75,000
1547	MN 55	027-030-014	HENNEPIN COUNTY	**MN120**ENVIRONMENTAL STUDIES & RW ACQUISITION FOR TH 55 CORRIDOR PROTECTION PROJECT(I-494 TO CROW RIVER) (SAFETEA-LU)	21.0	PL	PLANNING	HPP	600,000	480,000	0	0	0	120,000
1548	MN 55	027-596-005	HENNEPIN COUNTY	**MN120** RIGHT OF WAY ACQUISITION FOR TH 55 CORRIDOR PROTECTION PROJECT(ALONG CR 116 AT TH 55) (SAFETEA-LU)	21.0	RW	RIGHT OF WAY	HPP	834,501	667,601	0	0	0	166,900
1549	CSAH 3	027-603-049	HENNEPIN COUNTY	**MN061**LAKE ST ACCESS TO I-35W, MPLS-PURCHASE RW(2003 APPROPRIATIONS ACT)	0.0	RW	RIGHT OF WAY	HPP	8,941,500	8,941,500	0	0	0	0

Seq #	Route System	Project Number	Agency	Description	Miles	Program	Type of Work	Proposed Funds	Total	FHWA	AC	FTA	TH	Other
1550	CSAH 3	027-603-052	HENNEPIN COUNTY	**MN061**LAKE ST ACCESS TO I-35W, MPLS-PRELIMINARY ENGINEERING(2001 APPROPRIATIONS ACT)	0.0	PL	PLANNING	HPP	1,050,000	840,000	0	0	0	210,000
1551	CSAH 19	027-619-019	HENNEPIN COUNTY	HENNEPIN CSAH 19/NORTH SHORE DR OVER W ARM CHANNEL, ORONO-REPLACE EXISTING BR 90480	0.0	BR	BRIDGE REPLACEMENT	BR	470,800	376,640	0	0	0	94,160
1552	CSAH 109	027-709-021	HENNEPIN COUNTY	WEAVER LAKE RD/85TH AVE, MAPLE GROVE & BROOKLYN PARK, E OF MAIN ST TO E OF JEFFERSON HWY-CONSTRUCT SECOND HALF OF 4-LANE DIVIDED RDWY INCLUDING PED/BIKE PATH	2.0	MC	GRADE AND SURFACE	UG	8,132,000	5,885,000	0	0	0	2,247,000
1553	CSAH 96	062-596-003S	RAMSEY COUNTY	TH 10, ARDEN HILLS-CONSTRUCT INTERCHANGE	0.4	SH	GRADE,SURFACE & BRIDGE	HSIP	2,222,222	2,000,000	0	0	0	222,222
1554	CSAH 96	062-596-003UG	RAMSEY COUNTY	TH 10, ARDEN HILLS-CONSTRUCT INTERCHANGE	0.4	MC	GRADE,SURFACE & BRIDGE	UG	10,203,778	5,630,000	0	0	0	4,573,778
1555	CR B2	062-678-012	RAMSEY COUNTY	FAIRVIEW AVE TO TH 51 (SNELLING AVE), ROSEVILLE-ROADWAY RECONSTRUCTION, INCLUDING TURN LANES, ADA PED UPGRADES & TRAFFIC SIGNAL IMPROVEMENTS, BITUMINOUS MILL & OVERLAY	0.5	RC	GRADE AND SURFACE	UG	4,945,730	2,394,000	0	0	0	2,551,730
1556	MN 36	082-596-003	WASHINGTON COUNTY	LAKE ELMO AVE (WASHINGTON CSAH 17), LAKE ELMO-CONSTRUCT OVERPASS, N & S FRONTAGE ROADS	0.0	MC	GRADE,SURFACE & BRIDGE	UG	4,239,340	3,391,472	0	0	0	847,868
1557	CSAH 22	082-622-008	WASHINGTON COUNTY	WASHINGTON CSAH 22 & HARDWOOD AVE, COTTAGE GROVE-INSTALL TRAFFIC SIGNAL & LEFT TURN LANES	0.0	SH	SPOT IMPROVEMENT	HSIP	479,600	431,640	0	0	0	47,960
1558	CR 10	090-610-001	SOUTHWEST TRANSIT	SWT: SW QUADRANT OF MN 41 AND MN 212 IN CHASKA-ADDITION OF 450 STRUCTURED PARK & RIDE STALLS TO EXISTING EAST CREEK PARK & RIDE FACILITY	0.0	TR	BUS GRANT CAPITAL IMPROVEMENT	CMAQ	9,785,978	7,828,782	0	0	0	1,957,196
1559	LOCAL 999	091-060-067	MPLS PARK/REC BOARD	GRAND ROUNDS MISSISSIPPI GORGE-PICNIC/OBSERVATION AREA (SCENIC BYWAYS 2007 APPROPRIATION ACT)	0.0	RB	REST AREA	SB	170,000	136,000	0	0	0	34,000
1560	LOCAL 999	091-060-079	MPLS PARK/REC BOARD	MPLS GRAND ROUNDS VICTORY MEMORIAL (SCENIC BYWAYS 2007 APPROPRIATION ACT)	0.0	PL	PLANNING	SB	112,500	90,000	0	0	0	22,500
1561	LOCAL 999	091-060-083	MPLS PARK/REC BOARD	GRAND ROUNDS MISSISSIPPI GORGE-RESTROOMS FACILITY (SCENIC BYWAYS 2007 APPROPRIATION ACT)	0.0	RB	REST AREA	SB	300,000	200,000	0	0	0	100,000
1562	LOCAL 999	091-060-097	MPLS PARK/REC BOARD	GRAND ROUNDS MISSISSIPPI GORGE-PARKING/OVERLOOK (SCENIC BYWAYS 2009 APPROPRIATIONS ACT)	0.0	RB	GRADE AND SURFACE	SB	150,000	120,000	0	0	0	30,000
1563	EN	091-070-015	ST PAUL PARK/REC	INTERPRETIVE SITE OF PEDESTRIAN BR L-5853 OVER FORMER COMO/HARRIET STREETCAR LINE, COMO PARK	0.0	EN	ENHANCEMENT	TEA	1,214,080	719,488	0	0	0	494,592

Seq #	Route System	Project Number	Agency	Description	Miles	Program	Type of Work	Proposed Funds	Total	FHWA	AC	FTA	TH	Other
1564	PED/BIKE	091-090-047	DAKOTA COUNTY	PINE BEND BLUFFS TRAILHEAD TO 117TH ST, INVER GROVE HTS-CONSTRUCT MISS RIVER REGIONAL PED/BIKE TRAIL	1.5	EN	PEDESTRIAN BIKE TRAIL	TEA	1,500,000	943,312	0	0	0	556,688
1565	PED/BIKE	091-090-050	SAINT PAUL	**MN181**BIKE TR/BRIDGE OVER RR & WARNER RD, BRUCE VENTO REGIONAL TRAIL TO MISS RIVER CORR TRAIL, ST PAUL-CONSTRUCTION (SAFETEA-LU)	0.0	BT	GRADE AND SURFACE	HPP	999,850	799,880	0	0	0	199,970
1566	PED/BIKE	091-090-056	SAINT PAUL PARKS & REC	CHEROKEE REGIONAL PARK-CONSTRUCT PED/BIKE TRAIL, OVERLOOKS, ETC ALONG S BLUFF OF MISS RIVER	1.3	EN	PEDESTRIAN BIKE TRAIL	TEA	2,640,000	1,090,000	0	0	0	1,550,000
1567	PED/BIKE	091-090-057	DAKOTA COUNTY	MISS RIVER REG TR, SCHARRS BLUFF TO MISS RIVER, SPRING LK RARK RESERVE, NININGER TWP-CONSTRUCT PED/BIKE TR & TRAILHEAD FACILITY	1.6	EN	PED/BIKE IMPROVEMENT	TEA	1,290,240	1,032,192	0	0	0	258,048
1568	PED/BIKE	091-090-058	DAKOTA COUNTY	TH 110 TO GARLOUGH ELEMENTARY, WEST ST PAUL-CONSTRUCT N URBAN REG TR INCLUDING UNDERPASS	1.1	EN	PEDESTRIAN BIKE TRAIL	TEA	992,600	794,080	0	0	0	198,520
1569	PED/BIKE	091-090-059	DAKOTA COUNTY	MISS RIVER REG TR, 117TH ST TO SPRING LK REG PARK, ROSEMOUNT-CONSTRUCT PED/BIKE TRAIL	3.7	EN	PEDESTRIAN BIKE TRAIL	TEA	2,500,000	1,090,000	0	0	0	1,410,000
1570	PED/BIKE	091-090-060	RAMSEY COUNTY PARKS	ALONG LOWER AFTON RD, MCKNIGHT RD TO PT DOUGLAS RD, ST PAUL-CONSTRUCT PAVED PED/BIKE TRAIL	1.0	EN	PEDESTRIAN BIKE TRAIL	TEA	981,000	784,800	0	0	0	196,200
1571	CITY	098-080-034	NEWPORT	**MN34** NEWPORT NORTH RAVINE, STERLING TO HASTINGS AVE, NEWPORT-EROSION & RATE CONTROL PROJECT TO PROVIDE RELIEF TO WAKOTA STORM WATER SYSTEM	0.4	DR	GRADE AND SURFACE	HPP	1,594,185	564,185	0	0	0	1,030,000
1572	US 10	103-010-016	ANOKA COUNTY	**MN196**US 10 CORRIDOR IMPROVEMENTS, CITY OF ANOKA - PE (SAFETEA-LU)	3.0	PL	PLANNING	HPP	1,349,850	1,079,880	0	0	0	269,970
1573	CMAQ	103-080-002	ANOKA	CONSTRUCT - 400- STALL STRUCTURED PARKING FACILITY ADJACENT TO PROPOSED NORTHSTAR COMMUTER RAIL STATION	0.0	TR	BUS GRANT CAPITAL IMPROVEMENT	CMAQ	11,000,000	5,885,000	0	0	0	5,115,000
1574	PED/BIKE	107-090-005	BLOOMINGTON	LONG MEADOW LAKE, BLOOMINGTON-REPLACE BR 3145 ON OLD CEDAR AVE WITH A PED/BIKE BOARDWALK	0.0	EN	PED/BIKE IMPROVEMENT	TEA	3,210,000	1,070,000	0	0	0	2,140,000
1575	PED/BIKE	107-090-006	BLOOMINGTON	20TH AVE TO 22ND AVE, BLOOMINGTON-CONSTRUCT PED/BIKE BRIDGE OVER KILLEBREW DR SO OF MALL OF AMERICA	0.0	EN	PEDESTRIAN BIKE BRIDGE	TEA	1,980,000	1,008,000	0	0	0	972,000
1576	PED/BIKE	120-020-037	EDINA	LYNMAR LANE TO E OF FRANCE AVE NEAR 72ND ST S, EDINA-CONSTRUCT PED/BIKE BRIDGE OVER FRANCE AVE	0.1	EN	PED/BIKE IMPROVEMENT	TEA	2,180,000	1,090,000	0	0	0	1,090,000
1577	PED/BIKE	127-091-001	FRIDLEY	SECT 1807: NON-MOTORIZED PILOT PROGRAM IN TWIN CITIES -NICE RIDE MINNESOTA-MPLS & PARTS OF ST PAUL EXPANSION	0.5	BT	PEDESTRIAN BIKE TRAIL	FFM	150,000	110,000	0	0	0	40,000

Seq #	Route System	Project Number	Agency	Description	Miles	Program	Type of Work	Proposed Funds	Total	FHWA	AC	FTA	TH	Other
1578	EN	141-080-042	MINNEAPOLIS	HENN AVE TO CEDAR AVE, MPLS-REHABILITATE/PRESERVE HISTORIC BRS WHICH ARE OVER MIDTOWN GREENWAY	0.0	EN	BRIDGE REPAIR OTHER	TEA	1,400,000	1,120,000	0	0	0	280,000
1579	CMAQ	141-080-044	MINNEAPOLIS	OPERATION & MAINTENANCE OF TRAF MGMT CTR- ADDITIONAL PERSONNEL FOR OPERATIONS & MAINT OF ITS, MPLS	0.0	TM	TRAFFIC MGMT. SYSTEM	CMAQ	625,000	500,000	0	0	0	125,000
1580	PED/BIKE	141-091-013	MINNEAPOLIS	SECT 1807: NON-MOTORIZED PILOT PROGRAM IN TWIN CITIES-CONSTRUCT BIKE/WALK CORRIDOR ALONG 6TH & FILLMORE, MPLS	0.0	BT	GRADE AND SURFACE	FFM	275,000	275,000	0	0	0	0
1581	PED/BIKE	141-091-016	MINNEAPOLIS	SECT 1807: NON-MOTORIZED PILOT PROGRAM IN TWIN CITIES-MPLS-U OF MN TRAIL FROM BR 9 TO OAK ST ALONG RR CORRIDOR	0.0	BT	GRADE AND SURFACE	FFM	1,505,000	1,505,000	0	0	0	0
1582	PED/BIKE	141-091-030	MINNEAPOLIS	SECT 1807: NON-MOTORIZED PILOT PROGRAM IN TWIN CITIES - 2010	0.0	BT	GRADE AND SURFACE	FFM	4,897,000	4,897,000	0	0	0	0
1583	PED/BIKE	141-091-036	MINNEAPOLIS	SECT 1807: NON-MOTORIZED PILOT PROGRAM IN TWIN CITIES - 2011	0.0	BT	GRADE AND SURFACE	FFM	5,194,000	5,194,000	0	0	0	0
1584	MSAS 165	141-165-030	MINNEAPOLIS	CHICAGO AVE, MPLS, 33RD ST TO 54TH ST(EXCLUDING 46TH & 48TH)-INSTALL OVERHEAD SIGNAL INDICATIONS AT 9 LOCATIONS	2.0	SH	TRAFFIC SIGNAL INST.	HSIP	554,400	498,960	0	0	0	55,440
1585	PED/BIKE	141-591-004	MINNEAPOLIS	**SRTS IN** SAFE ROUTES TO SCHOOL - SIGNING, BIKE RACKS, PAVEMENT MARKINGS IN MINNEAPOLIS	0.0	BT	GRADE AND SURFACE	FFM	63,000	63,000	0	0	0	0
1586	CSAH 10	146-020-011	MOUNDS VIEW	RAMSEY CSAH 10 & RAMSEY CO RD H, MOUNDS VIEW-INTERSECTION IMPROVEMENT INCLUDING REPLACE TRAFFIC SIGNAL AND TURN LANES	0.0	SH	SPOT IMPROVEMENT	HSIP	700,000	630,000	0	0	0	70,000
1587	PED/BIKE	157-091-005	RICHFIELD	SECT 1807: NON-MOTORIZED PILOT PROGRAM IN TWIN CITIES-CONSTRUCT GIRARD AVE/HUMBOLDT AVE BIKE ST IN RICHFIELD	0.0	BT	GRADE AND SURFACE	FFM	100,000	37,475	0	0	0	62,525
1588	PED/BIKE	157-091-006	RICHFIELD	SECT 1807: NON-MOTORIZED PILOT PROGRAM IN TWIN CITIES-CONSTRUCT RICHFIELD PARKWAY TRAIL	0.0	BT	GRADE AND SURFACE	FFM	150,000	139,900	0	0	0	10,100
1589	LOCAL 999	160-080-002	ROSEVILLE	**MN267**TWIN LAKES INFRASTRUCTURE PROJECT, CITY OF ROSEVILLE, MN(2010 APPROPRIATIONS ACT-STP)	0.0	RW	RIGHT OF WAY	HPP	999,829	999,829	0	0	0	0
1590	PED/BIKE	160-091-003	ROSEVILLE	SECT 1807: NON-MOTORIZED PILOT PROGRAM IN TWIN CITIES-CONSTRUCT NE SUBURBAN CAMPUS CONNECTOR PHASE II, ROSEVILLE	0.0	BT	GRADE AND SURFACE	FFM	494,888	417,000	0	0	0	77,888
1591	MN 7	163-010-038	SAINT LOUIS PARK	LOUISIANA AVE, ST LOUIS PARK-CONSTRUCT INTERCHANGE	0.2	MC	GRADE,SURFACE & BRIDGE	UG	18,400,000	7,630,000	0	0	0	10,770,000

Seq #	Route System	Project Number	Agency	Description	Miles	Program	Type of Work	Proposed Funds	Total	FHWA	AC	FTA	TH	Other
1592	CITY	164-020-101	SAINT PAUL	WARNER RD OVER BNSF & UP RR & CHILDS RD, ST PAUL- REMOVE & REPLACE EXISTING BR 5950	0.0	BR	BRIDGE REPLACEMENT	BR	9,900,000	5,350,000	0	0	0	4,550,000
1593	PED/BIKE	164-020-109	SAINT PAUL	RAYMOND AVE, UNIVERSITY AVE TO HAMPDEN ST, ST PAUL-RECONSTRUCT RAYMOND AVE, INCLUDING GRADING AND SURFACING, INTERSECTION REALIGNMENT, AND PEDESTRIAN STREETSCAPE IMPROVEMENTS	0.4	EN	PED/BIKE IMPROVEMENT	TEA	1,612,800	1,075,200	0	0	0	537,600
1594	CMAQ	164-070-011	SAINT PAUL	ARTERIAL RDWY TRAFFIC FLOW IMPROVEMENTS, INSTALL FIBER OPTIC CABLE & TIMING OPTIMIZATION OF 62 TRAFFIC SIGNAL SYSTEMS, ST PAUL	0.0	TM	TRAFFIC MGMT. SYSTEM	CMAQ	2,065,000	1,340,000	0	0	0	725,000
1595	PED/BIKE	164-091-014	SAINT PAUL	SECT 1807: NON-MOTORIZED PILOT PROGRAM IN TWIN CITIES -ST PAUL BIKE LIBRARY PROJECT FOR 2012	0.0	BT	PLANNING	FFM	110,000	110,000	0	0	0	0
1596	CITY	164-158-020	SAINT PAUL	300 FT W OF TO 300 FT E OF MARKET ST, ST PAUL- REPLACE KELLOGG ST BR 92798 OVER RAVINE & APPROACHES	0.1	BR	BRIDGE REPLACEMENT	BR	2,447,200	1,400,000	0	0	0	1,047,200
1597	PED/BIKE	188-118-004	LAKEVILLE	ON KENRICK AVE BETWEEN 185TH ST & 205TH ST, ALONG MARION LAKE BETWEEN KENRICK AVE & 195TH ST- CONSTRUCT TRAIL, PURCHASE 14 ACRES FOR PARK & CONSTRUCT TRAIL IN PARK ALONG MARION LAKE (AC PROJECT, PAYBACK IN 2014)	0.0	EN	PED/BIKE IMPROVEMENT	TEA	1,537,000	0	1,040,000	0	0	1,537,000
1598	PED/BIKE	194-010-010	CHANHASSEN	AT MINNEWASHTA PKWY & TH 5 IN CHANHASSEN- CONSTRUCT PED/BIKE UNDERPASS (AC PROJECT, PAYBACK IN 2013)	0.0	EN	PEDESTRIAN BIKE BRIDGE	TEA	244,800	0	979,200	0	0	244,800
1599	MN 5	194-010-012	CHANHASSEN	ON TH 5 AT MINNEWASHTA PKWY & LONE CEDAR LN IN CHANHASSEN-EB TURN LANE, WIDEN SHOULDERS, ACCESS CLOSURES,(AC PROJECT, PAYBACK IN 2013)	0.3	SH	GRADE AND SURFACE	HSIP	102,000	0	918,000	0	0	102,000
1600	CITY	238-591-002	ROGERS	**SRTS IN** SAFE ROUTES TO SCHOOL - INFRASTRUCTURE (CONSTRUCT TRAIL) CO RD 144 TO ROGERS MIDDLE SCHOOL (2008 PROGRAM)	0.0	BT	PED/BIKE IMPROVEMENT	SRTS	171,500	171,500	0	0	0	0
1601	MN 3	1921-87	MN/DOT	194TH ST IN EMPIRE TWP TO CPRR BRIDGE NO. 19086 IN ROSEMOUNT-REPLACE AND REPAIR DRAINAGE STRUCTURES	4.0	RD	STORM SEWER REPAIR	SF	200,000	0	0	0	200,000	0
1602	MN 5	1002-89	MN/DOT	FROM JUST W OF CARVER CSAH 11 WEST JCT IN VICTORIA TO JUST E OF TH 41 IN CHANHASSEN - REPLACEMENT OF BR#6654 (NEW#10003), BITUMINOUS MILL & OVERLAY, ADD TURN LANES, & ADA (INCLUDES SP 1002-92 AND CO-OP AGMT FUNDS of \$338K)	3.8	RS	MILL AND OVERLAY	STP LF	6,785,000	5,116,000	0	0	1,279,000	390,000
1603	MN 7	2704-34	MNDOT	AT KINGS POINT RD (HENNEPIN CSAH 11) IN MINNETRISTA - ROUNDABOUT	0.2	AM	GRADE AND SURFACE	SF	594,000	0	0	0	594,000	0

Seq #	Route System	Project Number	Agency	Description	Miles	Program	Type of Work	Proposed Funds	Total	FHWA	AC	FTA	TH	Other
1604	MN 7	2706-221	MN/DOT	VINE HILL RD, SHOREWOOD-REPLACE TRAFFIC SIGNAL	0.0	SC	TRAFFIC SIGNAL REVISION	SF LF	300,000	0	0	0	175,000	125,000
1605	MN 7	2706-226	MNDOT	AT LOUISIANA AVENUE IN ST LOUIS PARK-GRADE SEPARATED INTERCHANGE W/ROUNDAABOUTS (\$594K AM, \$1M SC)	0.0	AM	GRADE AND BRIDGE	SF	1,594,000	0	0	0	1,594,000	0
1606	US 8	1301-98	MNDOT	JUST W OF SHOQUIST LN TO JUST E OF IRENE AVE IN LINDSTROM-CONSTRUCTION OF CAPACITY & SAFETY IMPROVEMENTS, REPLACE BRIDGE 570(\$900K FROM BIP)	2.7	RC	GRADE AND SURFACE	NHS LF	6,669,046	3,908,342	0	0	977,085	1,783,619
1607	US 8	1301-98A	MN/DOT	**MN255** TH 8 IN LINDSTROM-JUST W OF SHOQUIST LN TO JUST E OF IRENE AVE IN LINDSTROM-CONSTRUCTION OF CAPACITY & SAFETY IMPROVEMENTS(2009 APPROPRIATIONS ACT-STP)	2.7	RC	GRADE AND SURFACE	HPP	765,200	765,200	0	0	0	0
1608	US 8	1301-98AL	LINDSTROM	**MN255** TH 8 IN LINDSTROM-JUST W OF SHOQUIST LN TO JUST E OF IRENE AVE IN LINDSTROM-CONSTRUCTION OF CAPACITY & SAFETY IMPROVEMENTS(2009 APPROPRIATIONS ACT-STP)	2.7	RC	GRADE AND SURFACE	HPP	184,800	184,800	0	0	0	0
1609	US 8	1301-98B	MNDOT	**MN137** JUST W OF SHOQUIST LN TO JUST E OF IRENE AVE IN LINDSTROM-CONSTRUCTION OF CAPACITY & SAFETY IMPROVEMENTS(\$1.25M FROM ACCESS MGMT) (SAFETEA-LU)	2.7	RC	GRADE AND SURFACE	HPP	2,914,425	2,331,540	0	0	582,885	0
1610	US 8	1301-98BL	LINDSTROM	**MN137** JUST W OF SHOQUIST LN TO JUST E OF IRENE AVE IN LINDSTROM-CONSTRUCTION OF CAPACITY & SAFETY IMPROVEMENTS(\$1.25M FROM ACCESS MGMT) (SAFETEA-LU)	2.7	RC	GRADE AND SURFACE	HPP	738,505	590,804	0	0	0	147,701
1611	US 8	1301-98S	MNDOT	0.4M W OF CHISAGO CSAH 14 TO BR 570, LINDSTROM-FRONTAGE RD, ACCESS CLOSURES	0.4	SH	GRADE AND SURFACE	HSIP	1,448,750	1,303,875	0	0	144,875	0
1612	US 8	1301-98SL	LINDSTROM	0.4M W OF CHISAGO CSAH 14 TO BR 570, LINDSTROM-FRONTAGE RD, ACCESS CLOSURES	0.4	SH	GRADE AND SURFACE	HSIP	176,250	158,625	0	0	0	17,625
1613	US 8	1301-113	MN/DOT	**BR4M**FROM EAST OF GRAND AVE IN CENTER CITY TO MN95 IN SHAFER & FRANCONIA TWP-BITUMINOUS MILL & OVERLAY, TURN LANES (\$800K IN OTHER ARE DPS FUNDS)	5.5	RS	MILL AND OVERLAY	SF DPS	3,160,000	0	0	0	2,360,000	800,000
1614	US 8	1309-01	MN/DOT	OVER ST CROIX RIVER AT WISCONSIN STATE LINE IN TAYLORS FALLS-LOW SLUMP OVERLAY ON BRIDGE 6566, MISC DECK AND RAIL REPAIRS (WI LET)	0.1	BI	BRIDGE REPAIR	SF	445,000	0	0	0	445,000	0
1615	US 10	0202-91	MN/DOT	THURSTON AVE, ANOKA TO I-35W, MOUNDS VIEW-REPLACE SIGNING	13.6	SC	SIGNING	SF	450,000	0	0	0	450,000	0

Seq #	Route System	Project Number	Agency	Description	Miles	Program	Type of Work	Proposed Funds	Total	FHWA	AC	FTA	TH	Other
1616	US 10	0215-59	MNDOT	**LGA**HANSON BLVD, COON RAPIDS-RECONSTRUCT INTERCHANGE-DEBT MGMT	0.4	RC	GRADE AND BRIDGE	NHS	3,149,214	3,149,214	0	0	0	0
1617	US 12	2713-88	MN/DOT	**BR4M**FROM W OF HENNEPIN CR 83 TO W OF BOUNDARY AVE IN MAPLE PLAIN-GRADING, SURFACING, CHANNELIZATION, SIGNING, ADA, STRIPING	1.2	RS	GRADE AND SURFACE	SF	1,375,000	0	0	0	1,375,000	0
1618	MN 12	2713-102	MN/DOT	FROM OLD CRYSTAL BAY ROAD N TO THE LUCE LINE CROSSING IN ORONO - REMOVE PAVED BERM, REGRADE BEHIND CURB, ADD CATCH BASINS	2.4	DR	MISCELLANEOUS	SF	125,000	0	0	0	125,000	0
1619	US 12	2713-104	MNDOT	**BP08**AT HENNEPIN CSAH29 (BAKER PARK RD) IN MAPLE PLAIN-PARK AND POOL (CHP 152 TRANSIT ADVANTAGE BONDS)	0.0	AM	GRADE AND SURFACE	BF	691,600	0	0	0	0	691,600
1620	MN 13	1901-168	MN/DOT	**BR4M**FROM I35W IN BURNSVILLE TO NORTH OF CHEROKEE HGTS BLVD IN MENDOTA HEIGHTS(EXCEPTION AREAS BETWEEN TM 104.841-106.247 & TM 107.705-109.317)- MILL&OVERLAY, TURN LANES (\$300K IN OTHER ARE DPS FUNDS)	10.5	RS	MILL AND OVERLAY	STP DPS	11,400,000	7,717,850	0	0	3,382,150	300,000
1621	MN 13	1902-53	MN/DOT	JUST NORTH OF 2ND ST TO JUST SOUTH OF 2ND ST IN MENDOTA-RECONSTRUCT ROADWAY INCLUDING ADDING MAINLINE STORM SEWER, CURB AND GUTTER, POND, CATCH BASINS AND RESURFACING	0.3	RD	STORM SEWER REPAIR	SF	1,650,000	0	0	0	1,650,000	0
1622	MN 21	7002-43	MN/DOT	AT SAND CREEK IN JORDAN - REPLACE RETAINING WALL	0.1	DR	EROSION REPAIR	SF	500,000	0	0	0	500,000	0
1623	MN 21	7002-44	MN/DOT	**BR4M**FROM MILL ST IN JORDAN TO JCT US169 IN SAND CREEK TWP (INCLUDE ALL RAMPS AT US169)-MILL & OVERLAY AND ADA IMPROVEMENTS	1.0	RS	MILL AND OVERLAY	SF	1,030,000	0	0	0	1,030,000	0
1624	MN 25	7003-112	MNDOT	AT WALNUT ST/E MAIN ST IN BELLE PLAINE- RE-CONSTRUCT RIGHT LANE AND STRIPING	0.3	AM	TURN LANES	SF	157,000	0	0	0	157,000	0
1625	I 35	1380-67	MN/DOT	CHISAGO CSAH 22, WYOMING, CHISAGO CSAH 19, STACY & AT CHISAGO CSAH 10 AT HARRIS & AT MN 95, NORTH BRANCH-LIGHTING REPLACEMENT	16.4	SC	LIGHTING	SF	320,000	0	0	0	320,000	0
1626	I 35	1980-68AC1	MN/DOT	**LGA** DAKOTA CSAH 70, LAKEVILLE-RECONSTRUCT INTERCHANGE-DEBT MGMT(AC PAYBACK FROM FY 2008) (PAYBACK 1 OF 2)	0.4	RC	GRADE,SURFACE & BRIDGE	NHS	2,500,000	2,500,000	0	0	0	0
1627	I 35E	0282-33	MNDOT	**BP08**AT ANOKA CSAH 14 IN LINO LAKES-PARK AND RIDE (CHAPTER 152 TRANSIT ADVANTAGE BONDS)	0.0	AM	GRADE AND SURFACE	BF	1,773,825	0	0	0	0	1,773,825
1628	I 35E	1982-148	MN/DOT	MN 110 E & W RAMPS, MENDOTA HEIGHTS-REBUILD TRAFFIC SIGNAL	0.0	SC	TRAFFIC SIGNAL REVISION	SF	300,000	0	0	0	300,000	0

Seq #	Route System	Project Number	Agency	Description	Miles	Program	Type of Work	Proposed Funds	Total	FHWA	AC	FTA	TH	Other
1629	I 35E	1982-159	MN/DOT	WEST SIDE OF I35E NORTH OF DIFFLEY ROAD FROM APPROX. MEADOWLARK CURVE TO MEADOWLARK WAY IN EAGAN-INSTALL NOISE WALL, DRAINAGE	0.3	NO	NOISE ABATEMENT	SF LF	475,000	0	0	0	430,000	45,000
1630	I 35E	6280-308B	MN/DOT	**MN055**CONSTRUCT PHALEN BLVD FROM I-94 TO I-35E IN ST PAUL-RW ACQUISITION (TEA-21)	1.8	RW	RIGHT OF WAY	HPP	44,646	35,717	0	0	8,929	0
1631	I 35E	6280-308C	MN/DOT	**MN091**PHALEN BLVD IN ST PAUL-RW ACQUISITION (2005 APPROPRIATIONS ACT)	1.8	RW	RIGHT OF WAY	HPP	719,612	719,612	0	0	0	0
1632	I 35E	6280-308RW	MN/DOT	**MN171** I-94 TO MARYLAND AVE, ST PAUL-RW & RECONSTRUCTION (SAFETEA-LU)	1.8	RW	RIGHT OF WAY	HPP	3,149,651	2,519,721	0	0	629,930	0
1633	I 35E	6280-308S1	MN/DOT	**MN209** I-94 TO MARYLAND AVE, ST PAUL-RW & RECONSTRUCTION (SAFETEA-LU)	1.8	RW	RIGHT OF WAY	HPP	1,711,466	1,369,173	0	0	342,293	0
1634	I 35E	6280-308S2	MN/DOT	**MN233** I-94 TO MARYLAND AVE, ST PAUL-RW & RECONSTRUCTION (SAFETEA-LU)	1.8	RW	RIGHT OF WAY	HPP	3,374,625	2,699,700	0	0	674,925	0
1635	I 35E	6280-353	MN/DOT	AT MARYLAND AVE IN ST. PAUL-REPLACE MARYLAND BR 6513 (NEW BR 62626) AND APPROACH WORK	0.3	BR	GRADE,SURFACE & BRIDGE	BF	10,175,000	0	0	0	0	10,175,000
1636	I 35E	6280-354	MNDOT	RAMSEY CO RD E TO EDGERTON RD & ON I694, TH 61 TO EDGERTON RD (UNWEAVE THE WEAVE) - LANDSCAPING	2.0	RB	LANDSCAPING	SF	337,500	0	0	0	337,500	0
1637	I 35E	6280-355	MNDOT	EDGERTON RD TO LITTLE CANADA RD & I694, EDGERTON RD TO RICE ST (UNWEAVE THE WEAVE) - LANDSCAPING	1.7	RB	LANDSCAPING	SF	337,500	0	0	0	337,500	0
1638	I 35E	6280-359	MNDOT	**BP08** SOUTHBOUND FROM THE TH 5 EXIT RAMP NOSE THE TH 5 ENTRANCE RAMP NOSE IN ST PAUL-NEW BUS SHOULDERS (CHP 152 TRANSIT ADVANTAGE BONDS)	0.3	RD	GRADE AND SURFACE	BF	340,704	0	0	0	0	340,704
1639	I 35E	6281-43	MNDOT	**BP08**AT RAMSEY COUNTY ROAD E IN VADNAIS HEIGHTS-PARK AND RIDE (CHAPTER 152 TRANSIT ADVANTAGE BONDS)	0.0	AM	GRADE AND SURFACE	BF	1,844,673	0	0	0	0	1,844,673
1640	I 35W	2782-294	MNDOT	FROM 42ND ST IN MPLS TO 66TH ST IN RICHFIELD - LANDSCAPING RESIDENTIAL SIDE OF NOISE WALLS	4.0	RB	LANDSCAPING	SF	300,000	0	0	0	300,000	0
1641	I 35W	2782-300	MN/DOT	BLACKDOG RD TO 90TH ST IN BLOOMINGTON-REHABILITATION /REPLACEMENT OF DRAINAGE STRUCTURES	3.1	RD	STORM SEWER REPAIR	SF	265,000	0	0	0	265,000	0
1642	I 35W	2783-133	MN/DOT	FROM NORTH OF MISSISSIPPI RIVER AT NEW BRIGHTEN BLVD IN MINNEAPOLIS - STORMWATER TUNNEL REPAIR	0.1	RD	STORM SEWER REPAIR	SF	1,265,000	0	0	0	1,265,000	0
1643	I 35W	2783-136	MNDOT	**TED** FROM 3RD & 4TH ST RAMP TO JOHNSON ST IN MINNEAPOLIS- CONSTRUCT ENTRANCE RAMP AND ADD AUXILIARY LANE (TED INTERCHANGE BONDS)	2.0	MC	GRADE AND SURFACE	BF	13,500,000	0	0	0	0	13,500,000

Seq #	Route System	Project Number	Agency	Description	Miles	Program	Type of Work	Proposed Funds	Total	FHWA	AC	FTA	TH	Other
1644	I 35W	6284-144	MN/DOT	RAMSEY CO RD D EAST & WEST RAMPS IN ROSEVILLE-REBUILD TRAFFIC SIGNALS	0.0	SC	TRAFFIC SIGNAL REVISION	SF LF	450,000	0	0	0	202,500	247,500
1645	I 35W	6284-145	MN/DOT	TH 888A (OLD TH 8), RAMSEY CO RD D TO I-35W-BITUMINOUS OVER CONCRETE OVERLAY (BRIDGE 9473, 9474, 9492 ARE EXCEPTIONS)	0.7	RS	BITUMINOUS OVERLAY	SF	745,000	0	0	0	745,000	0
1646	I 35W	6284-159	MN/DOT	UNDER S JCT TH 10, ARDEN HILLS-REPLACE BR 9585 & 9586 & APPROACHES	0.3	BR	BRIDGE REPLACEMENT	SF	9,555,000	0	0	0	9,555,000	0
1647	MN 36	6212-173	MNDOT	**BP08**AT RICE STREET IN LITTLE CANADA-PARK AND RIDE (CHAPTER 152 TRANSIT ADVANTAGE BONDS)	0.0	AM	GRADE AND SURFACE	BF	2,363,296	0	0	0	0	2,363,296
1648	MN 36	8204-55	MN/DOT	AT HILTON TRAIL IN PINE SPRINGS & GRANT-RECONSTRUCT TO A GRADE-SEPARATED INTERCHANGE, FRONTAGE RD, ACCESS MODIFICATIONS	1.3	MC	GRADE,SURFACE & BRIDGE	UG	11,335,000	8,661,600	0	0	2,165,400	508,000
1649	MN 36	8214-144	MNDOT	**MN126** ST CROIX RIVER X-ING AT STILLWATER-(MN)TH 36/(WI) TH 64-PRE DESIGN AND STUDY OF LONG TERM RDWY APPROACH ALTERNATIVES TO TH 36/SH 64 FOR ST CROIX RIVER CROSSING (SAFETEA-LU)	4.0	PL	PLANNING	HPP	100,000	80,000	0	0	20,000	0
1650	MN 36	8214-144L	OAK PARK HEIGHTS	**MN126** ST CROIX RIVER X-ING AT STILLWATER-(MN)TH 36/(WI) TH 64-PRE DESIGN AND STUDY OF LONG TERM RDWY APPROACH ALTERNATIVES TO TH 36/SH 64 FOR ST CROIX RIVER CROSSING (SAFETEA-LU)	4.0	PL	PLANNING	HPP	349,950	279,960	0	0	0	69,990
1651	MN 36	8214-114MIT12	MN/DOT	OVER ST CROIX RIVER NEAR STILLWATER-ENDOWMENT FUND/MITIGATION ITEMS FOR REPLACEMENT OF RIVER BRIDGE 4654	0.2	BR	BRIDGE REPLACEMENT	BF	1,867,000	0	0	0	0	1,867,000
1652	MN 36	8214-114Q	MN/DOT	RELOCATION OF HISTORIC SHODDY MILL & WAREHOUSE FROM OAK PARK HEIGHTS TO STILLWATER-MITIGATION ITEM FOR REPLACEMENT OF RIVER BRIDGE 4654	0.0	BR	BRIDGE REPLACEMENT	BF	1,000,000	0	0	0	0	1,000,000
1653	MN 36	8217-18	MN/DOT	ST CROIX RIVER CROSSING - LOAD TESTING PROGRAM FOR NEW RIVER BRIDGE 82045	0.2	BR	BRIDGE REPLACEMENT	BF	3,750,000	0	0	0	0	3,750,000
1654	MN 51	6215-90	MN/DOT	PIERCE BUTLER TO COMO AVE IN ST. PAUL-CONCRETE REHAB ON MAINLINE & RAMPS, M/O BITUMINOUS RAMPS, DRAINAGE, ADA & GUARDRAIL UPGRADES	0.7	RS	CONCRETE PAVEMENT REHAB	SF	1,500,000	0	0	0	1,500,000	0
1655	MN 51	6215-91	MN/DOT	FROM JCT MN5 (7TH ST) TO DAYTON AVE IN ST PAUL - BITUMINOUS MILL & OVERLAY, DRAINAGE AND ADA IMPROVEMENTS	3.3	RS	MILL AND OVERLAY	SF	1,970,000	0	0	0	1,970,000	0
1656	MN 51	6215-93	MN/DOT	**MN250** SNELLING AVE, UNIVERSITY AVE, ST PAUL-INTERSECTION REDESIGN(2008 APPROPRIATIONS ACT-STP)	0.0	CA	PLANNING	FFM	490,000	490,000	0	0	0	0

Seq #	Route System	Project Number	Agency	Description	Miles	Program	Type of Work	Proposed Funds	Total	FHWA	AC	FTA	TH	Other
1657	US 52	1906-55	MN/DOT	MN 50 TO DAKOTA CSAH 47, HAMPTON-CONSTRUCT FRONTAGE RD, ACCESS CLOSURES, DRAINAGE, LIGHTING, SIGNING AND CONSTRUCT US52 RAMPS & LOOPS TO CSAH 47 OVERPASS("OLD"ACCESS MANAGEMENT FUNDS(\$910K) & 2012 SC (\$191K)	1.0	SC	GRADE AND SURFACE	SF LF	3,795,000	0	0	0	1,100,000	2,695,000
1658	US 52	1907-73	MN/DOT	INVER GROVE TR TO CONCORD BLVD IN INVER GROVE HTS-CONSTRUCT W FRONTAGE RD, ACCESS CLOSURES, DRAINAGE, POND	0.6	SC	GRADE AND SURFACE	SF	1,045,000	0	0	0	1,045,000	0
1659	US 52	1928-63	MNDOT	ALONG SOUTHVIEW BLVD (DAKOTA CSAH 14) IN SOUTH ST. PAUL - NEW SIDEWALKS, ADA PEDESTRIAN RAMPS AND CONNECT TO EXISTING SIDEWALKS, RETAINING WALL	0.0	AM	PEDESTRIAN BIKE TRAIL	SF	43,200	0	0	0	43,200	0
1660	US 52	1928-64	MN/DOT	**BR4M**FROM MN55 TO I494 IN INVER GROVE HTS-BIT MILL & OVERLAY, DRAINAGE, ADA IMPROVEMENTS, AND TMS	4.0	RS	MILL AND OVERLAY	NHS	4,350,000	3,480,000	0	0	870,000	0
1661	MN 55	2722-78	MN/DOT	FROM TAMARACK RD TO EAST OF PINTO DRIVE(HENNEPIN CSAH 115/CR 116) IN MEDINA-SIGNAL REVISIONS AND MEDIAN CLOSURES IN CONJUNCTION WITH BACKAGE ROAD CONSTRUCTION	0.6	AM	GRADE AND SURFACE	SF	500,000	0	0	0	500,000	0
1662	MN 55	2722-81	MN/DOT	**BR4M**FROM ASH ST IN ROCKFORD TO JUST WEST OF HENNEPIN CR-116 (PINTO RD) IN MEDINA-BIT MILL AND OVERLAY, TURN LANES, ADA IMPROVEMENTS, DRAINAGE, GUARDRAIL (\$300K FROM DIST 3 IN OTHER; \$1.3M DPS FUNDS IN OTHER)	10.4	RS	MILL AND OVERLAY	NHS DPS	9,350,000	6,200,000	0	0	1,550,000	1,600,000
1663	MN 55	2723-117	MN/DOT	DOUGLAS DR(HENNEPIN CSAH 102), GOLDEN VALLEY-REPLACE TRAFFIC SIGNAL	0.0	SC	TRAFFIC SIGNAL REVISION	SF LF	300,000	0	0	0	150,000	150,000
1664	MN 55	2724-120	MN/DOT	FROM E 26TH ST TO E 50TH IN MINNEAPOLIS-UPGRADE SIGNAL SYSTEMS AND INSTALL NEW CONTROLLERS AND CABINETS	3.4	AM	TRAFFIC SIGNAL REVISION	SF	275,000	0	0	0	275,000	0
1665	US 61	6222-165	MN/DOT	NORTH OF MN96 IN WHITE BEAR LAKE TO SOUTH OF TH 97 IN FOREST LAKE-MILL & OVERLAY, REPLACE TRAFFIC SIGNAL AT BUFFALO ST, DRAINAGE & GUARDRAIL IMPROVEMENTS	10.8	RS	MILL AND OVERLAY	NHS LF	5,715,000	4,470,000	0	0	1,117,500	127,500
1666	US 61	8206-41	MNDOT	AT WASHINGTON CSAH 4(170TH ST) IN HUGO-CONSTRUCT TRAFFIC SIGNAL, ADD TURN LANES, DRAINAGE, ADA IMPROVEMENTS AND GUARDRAIL	0.4	SH	SPOT IMPROVEMENT	HSIP	1,998,080	1,198,080	0	0	445,000	355,000
1667	MN 62	2774-20	MN/DOT	FROM MN100 IN EDINA TO PENN AVE IN RICHFIELD/MINNEAPOLIS- REPLACE LIGHTING	2.2	SC	LIGHTING	SF	525,000	0	0	0	525,000	0

Seq #	Route System	Project Number	Agency	Description	Miles	Program	Type of Work	Proposed Funds	Total	FHWA	AC	FTA	TH	Other
1668	MN 62	2774-21	MN/DOT	**BR4M**FROM TRACY AVE IN EDINA TO UNDER PENN AVE BRIDGE IN RICHFIELD/MINNEAPOLIS-MEDIUM MILL&OVERLAY (ASSOCIATED TO NON-PRIME SP 2763-48)	3.1	RS	MILL AND OVERLAY	SF	4,500,000	0	0	0	4,500,000	0
1669	MN 65	0207-93	MN/DOT	50TH AVE IN COLUMBIA HEIGHTS-REPLACE TRAFFIC SIGNAL	0.0	SC	TRAFFIC SIGNAL REVISION	SF LF	250,000	0	0	0	125,000	125,000
1670	MN 65	0207-94	MN/DOT	FROM I-694 IN FRIDLEY TO ANOKA CSAH 24 (237TH AVE NE) IN EAST BETHEL-CABINET UPGRADES, SIGNAL TIMING, DEPLOYMENT OF CCTV CAMERAS, & VARIABLE MESSAGE SIGNS	23.1	TM	TRAFFIC MGMT. SYSTEM	CMAQ	1,400,000	1,120,000	0	0	280,000	0
1671	MN 65	0207-95	MN/DOT	WASHINGTON AVE IN MPLS TO 53RD AVE N IN COLUMBIA HTS(NOT INCLUDING 27TH TO 37TH AVE EXCEPT A PROFILE CORRECTION AT THE RR CROSSING, 14TH TO 18TH AVE AND BRIDGE 2440)-MILL & OVERLAY, DRAINAGE & GUARDRAIL REPAIRS	7.0	RS	MILL AND OVERLAY	SF	3,860,000	0	0	0	3,860,000	0
1672	MN 65	0207-101	MN/DOT	**BR4M**FROM 40TH AVE IN COLUMBIA HTS TO I694 IN FRIDLEY-ATM IMPROVEMENTS	2.2	RS	TRAFFIC SIGNAL REVISION	SF	700,000	0	0	0	700,000	0
1673	MN 65	0208-127	MNDOT	E SIDE OF TH 65, 153RD AVE TO 159TH AVE, HAM LAKE- ACCESS CLOSURES AND CONSTRUCT FRONTAGE RDS (\$1.3M OF ACCESS MANAGEMENT FUNDS)	0.8	AM	GRADE AND SURFACE	SF	1,300,000	0	0	0	1,300,000	0
1674	MN 65	0208-132	MN/DOT	169TH AVE NE, HAM LAKE-CONVERT INTERSECTION TO A DIRECTIONAL CROSSOVER WITH MEDIAN U-TURNS	0.8	SH	GRADE AND SURFACE	HSIP	1,035,000	931,500	0	0	103,500	0
1675	MN 65	0208-140	MNDOT	0.7 MI S OF ANOKA CSAH 14 TO 1.3 MI N OF ANOKA CSAH 14, BLAINE - LANDSCAPING	2.2	RB	LANDSCAPING	SF	125,000	0	0	0	125,000	0
1676	MN 65	0208-145	MN/DOT	AT ANOKA CSAH 116 IN HAM LAKE - CONSTRUCT TWO NB LEFT TURN LANES, EXTEND SB LEFT TURN LANE, AND SIGNAL REVISIONS	0.4	AM	GRADE AND SURFACE	SF	500,400	0	0	0	500,400	0
1677	MN 65	0208-146	MN/DOT	**BR4M**FROM N OF 217TH AVE TO ANOKA/ISANTI CO LINE IN EAST BETHEL-UNBONDED CONCRETE OVERLAY, DRAINAGE REPAIR, ADA IMPROVEMENTS, TURN LANES (\$300K IN OTHER ARE DPS FUNDS)	3.5	RC	UNBONDED CONCRETE OVERLAY	NHS DPS	10,031,000	7,080,500	0	0	550,500	2,400,000
1678	MN 77	1925-53	MN/DOT	**BR4M**FROM 138TH S IN APPLE VALLEY TO SOUTH OF MN13 IN EAGAN - MINOR CONCRETE PAVEMENT REHAB, ADA AND GUARDRAIL UPGRADES	4.2	RS	CONCRETE PAVEMENT REHAB	SF	5,800,000	0	0	0	5,800,000	0
1679	MN 77	1925-54	MN/DOT	**BR4M**FROM SOUTH OF MN13 TO S END OF MINN RIVER BRIDGE (DAKOTA/HENNEPIN CO LINE) IN EAGAN-MILL&OVERLAY, ADA AND GUARDRAIL UPGRADES	1.0	RS	MILL AND OVERLAY	SF	1,730,000	0	0	0	1,730,000	0
1680	I 94	6282-193	MN/DOT	JOHN IRELAND BLVD, ST PAUL TO I-694/I-494 IN WOODBURY-REPLACE SIGNING	7.7	SC	SIGNING	SF	500,000	0	0	0	500,000	0

Seq #	Route System	Project Number	Agency	Description	Miles	Program	Type of Work	Proposed Funds	Total	FHWA	AC	FTA	TH	Other
1681	I 94	6282-62867	MN/DOT	**ADA** AT CHATSWORTH STREET IN ST. PAUL-REPLACE PEDESTRIAN BRIDGE #9736, GUARDRAIL, TMS(2012 ADA PROJECT)	0.0	BR	BRIDGE REPLACEMENT	IM	950,000	855,000	0	0	95,000	0
1682	I 94	8816-1438	MN/DOT	FEASIBILITY STUDY OF LOW COST IMPROVEMENTS AND INTERCHANGE IMPROVEMENTS AND RAMP CONNECTIONS ON I94 BETWEEN MPLS AND ST PAUL THAT WILL PERMIT MNPASS HOT LANE OPERATION	0.0	PL	PLANNING	FFM	500,000	400,000	0	0	0	100,000
1683	MN 95	1306-40	MN/DOT	BR 13005 OVER SUNRISE RIVER TO E JCT TH 8 IN TAYLORS FALLS-ALTERNATE BID; FULL DEPTH RECLAMATION OF CONCRETE OR BITUMINOUS PAVEMENT, DRAINAGE, GUARDRAIL, C & G, PED RAMPS (ALTERNATE BID)	13.5	RS	MILL AND OVERLAY	STP	10,900,000	8,720,000	0	0	2,180,000	0
1684	MN 95	1306-42	MNDOT	FOREST BLVD/CHISAGO CSAH 30 IN NORTH BRANCH - SIGNAL REPLACEMENT	0.0	SC	TRAFFIC SIGNAL REVISION	SF LF	250,000	0	0	0	125,000	125,000
1685	MN 95	1306-44	MNDOT	AT CHISAGO CSAH 30 (FOREST BLVD) IN NORTH BRANCH - SIGNAL RECONSTRUCTION, CHANNELIZATION AND PEDESTRIAN/BIKE IMPROVEMENT	0.2	AM	GRADE AND SURFACE	SF	594,000	0	0	0	594,000	0
1686	MN 95	1306-47	MN/DOT	**BR4M**FROM JCT I35 TO GRAND AVE(CHISAGO CSAH 14) IN NORTH BRANCH-MEDIUM MILL AND OVERLAY	1.1	RS	MILL AND OVERLAY	SF	930,000	0	0	0	930,000	0
1687	MN 101	2736-45	MNDOT	AT PLEASANT VIEW RD IN CHANHASSEN-CHANNELIZATION AND PEDESTRIAN BIKE TRAIL	0.4	AM	PEDESTRIAN BIKE TRAIL	SF	594,000	0	0	0	594,000	0
1688	MN 110	1918-102	MN/DOT	JUST W OF I-35E JUST E OF I-35E IN MENDOTA HTS-MAINLINE CONC REHAB, BIT MILL & OVERLAY RAMPS & SHOULDERS, DECK REPAIR ON BR 9537 & 9538, DRAINAGE, GUARDRAIL	0.4	RS	CONCRETE PAVEMENT REHAB	SF	1,050,000	0	0	0	1,050,000	0
1689	MN 120	6227-57	MN/DOT	BROOKVIEW DR TO FOURTH ST IN MAPLEWOOD - INTERSECTION MODIFICATION, AUXILIARY LANE ADDITION, MILL & OVERLAY, TRAFFIC SIGNAL REPLACEMENT AND REVISION, FIBER OPTIC INTERCONNECT, CAMERAS, SIGNING	0.6	SC	SPOT IMPROVEMENT	UG	1,705,000	1,364,000	0	0	341,000	0
1690	MN 156	1912-57	MN/DOT	WENTWORTH AVE, SOUTH ST PAUL-REPLACE TRAFFIC SIGNAL	0.0	SC	TRAFFIC SIGNAL REVISION	SF LF	200,000	0	0	0	134,000	66,000
1691	US 169	2750-71	MNDOT	HENNEPIN CSAH 81 & HENNEPIN CSAH 109, BROOKLYN PARK (TRIANGLE PROJECT) - LANDSCAPING	0.2	RB	LANDSCAPING	SF	150,000	0	0	0	150,000	0
1692	US 169	2750-78	MN/DOT	AT 101ST AVE, BETWEEN US169 & WINNETKA AVE IN BROOKLYN PARK - PAVE ROAD	0.0	AM	GRADE AND SURFACE	SF	250,000	0	0	0	250,000	0
1693	US 169	2772-83	MN/DOT	22ND ST TO 23RD ST, ST LOUIS PARK-CLOSE ENTRANCE/EXIT TO TH 169 & CONSTRUCT NOISE WALL	0.2	SC	GRADE AND SURFACE	SF	555,000	0	0	0	555,000	0

Seq #	Route System	Project Number	Agency	Description	Miles	Program	Type of Work	Proposed Funds		FHWA	AC	FTA	TH	Other
									Total					
1694	US 169	2776-03RW11	MNDOT	I-494, BLOOMINGTON-RW FOR RECONSTRUCTION OF INTERCHANGE	0.2	RW	RIGHT OF WAY	NHS	3,500,000	2,800,000	0	0	700,000	0
1695	US 169	7009-67	MN/DOT	NEAR OLD SCOTT CO RD 63 (LYNVILLE DR), SAND CREEK TWP-RECONSTRUCT DRAINAGE DITCH	1.1	RD	EROSION REPAIR	SF	85,000	0	0	0	85,000	0
1696	US 212	1013-79A	MNDOT	**MN163**NORWOOD YOUNG AMERICA TO CARVER CO RD 147, CARVER-PRELIMINARY ENGINEERING, RW ACQUISITION, ACCESS MGMT, & CONSTRUCTION OF EXPANDED RDWY (SAFETEA-LU)	14.0	PL	PLANNING	HPP	899,901	719,921	0	0	89,990	89,990
1697	US 212	1013-79B	MNDOT	NORWOOD YOUNG AMERICA TO CHASKA-US HIGHWAY 212 EXPANSION(2008 APPROP ACT-TCSP)	14.0	PL	PLANNING	HPP	755,911	604,729	0	0	75,591	75,591
1698	US 212	1017-100	MNDOT	AT CARVER CSAH 11 INTERCHANGE IN CHASKA-LANDSCAPING	0.3	RB	LANDSCAPING	SF	50,000	0	0	0	50,000	0
1699	MN 280	6241-60	MNDOT	ENERGY PARK DR, ST PAUL TO BROADWAY, LAUDERDALE - LANDSCAPING	3.4	RC	LANDSCAPING	SF	50,000	0	0	0	50,000	0
1700	I 494	8285-84	MNDOT	FROM MAXWELL (WASHINGTON CSAH 38) IN NEWPORT TO HARDMAN AVE IN S ST PAUL-LANDSCAPING	0.8	RB	LANDSCAPING	SF	100,000	0	0	0	100,000	0
1701	MN 610	0217-23	MN/DOT	FROM US169 IN BROOKLYN PARK TO US10 IN COON RAPIDS-INSTALL TRAFFIC MANAGEMENT SYSTEM	6.6	TM	TRAFFIC MGMT. SYSTEM	SF	500,000	0	0	0	500,000	0
1702	MN 610	2771-38F	MN/DOT	**MN082** TH 169 IN BROOKLYN PARK TO I94 IN MAPLE GROVE-GRADING, BRS(2004 APPROPRIATIONS ACT)	5.0	MC	GRADE,SURFACE & BRIDGE	HPP	373,018	373,018	0	0	0	0
1703	I 694	6285-135AC	MN/DOT	AT INTERCHANGE OF I694/TH51/TH10 & ON I694 AT ISLAND LAKE CHANNEL-RECONSTRUCT INTERCHANGE INCLUDING GRADING, SURFACING & REPLACING 7 BRIDGES (BR # 9301, 9302, 9310, 9311, 9312, 9447, 9448) WITH 6 NEW BRIDGES (BR # 62716, 62717, 62719, 62720, 62051, 62052)	2.2	RC	BITUMINOUS OVERLAY	IM	27,436,423	27,436,423	0	0	0	0
1704	I 694	6285-145	MN/DOT	FROM HAMLIN AVE IN ARDEN HILLS TO VICTORIA STREET (RAMSEY CSAH 52) IN SHOREVIEW - FENCING (DE-BUNDLED FROM 6285-135)	1.0	SC	FENCING	STP	20,000	18,000	0	0	2,000	0
1705	I 694	6285-150	MN/DOT	AT LEXINGTON AVE IN ARDEN HILLS-WIDEN TRAIL & BR 62824, ADA IMPROVEMENTS, SIGNAL & RAMP MODIFICATIONS, MILL & OVERLAY, AND CHANNELIZATION(CHANGED FROM SP 6285-62824 IN DRAFT ATIP)	0.1	BI	SPOT IMPROVEMENT	SF	750,000	0	0	0	750,000	0

Seq #	Route System	Project Number	Agency	Description	Miles	Program	Type of Work	Proposed Funds	Total	FHWA	AC	FTA	TH	Other
1706	I 694	6286-56	MN/DOT	FROM 40TH STREET IN OAKDALE TO JUST WEST OF US 61 IN VADNAIS HEIGHTS - UNBONDED CONCRETE OVERLAY, RECONSTRUCTION OF RAMPS AND LOOPS. ADD ACCELERATION LANES AT TH36 INTERCHANGE, DRAINAGE, ADA UPGRADES, LIGHTING, SIGNS, CABLE GUARDRAIL, BRIDGE REPAIRS ON BR	6.6	RC	UNBONDED CONCRETE OVERLAY	BF	20,000,000	0	0	0	0	20,000,000
1707	MN 999	8825-277	MN/DOT	SW METRO QUADRANT-RELAMP LIGHTING SYSTEM	0.0	SC	LIGHTING	SF	500,000	0	0	0	500,000	0
1708	MN 999	8825-308	MNDOT	METROWIDE ADA SIGNAL UPGRADES	0.0	SC	TRAFFIC SIGNAL REVISION	SF	100,000	0	0	0	100,000	0
1709	MN 999	8825-316	MN/DOT	METROWIDE-DMS REPLACEMENTS, TMS COMMUNICATIONS, CCTV REPLACEMENT	0.0	TM	TRAFFIC MGMT. SYSTEM	SF	500,000	0	0	0	500,000	0
1710	MN 999	8825-427	MN/DOT	METROWIDE-LIGHT POLE & SIGNAL LOOP REPLACEMENT	0.0	SC	LIGHTING	SF	300,000	0	0	0	300,000	0
1711	MN 999	TRLF-RW-12	MN/DOT	REPAYMENT IN FY 2012 OF TRLF LOANS USED FOR RIGHT OF WAY PURCHASE ON TH'S 212 & 65	0.0	RW	RIGHT OF WAY	SF	2,244,000	0	0	0	2,244,000	0
1712	MN 999	880M-RW-12	MN/DOT	METRO SETASIDE FOR RIGHT OF WAY FOR FY 2012	0.0	RW	RIGHT OF WAY	SF	22,900,000	0	0	0	22,900,000	0
1713	MN 999	880M-SAS-12	MNDOT	DISTRICTWIDE SETASIDES - 2012	0.0	NA	MISCELLANEOUS	BF SF	58,615,490	0	0	0	41,615,490	17,000,000
									\$1,149,414,933	\$263,156,725	\$2,937,200	\$269,412,268	\$143,645,143	\$473,200,797

Seq #	Route System	Project Number	Agency	Description	Miles	Program	Type of Work	Proposed Funds	Total	FHWA	AC	FTA	TH	Other
1714	BB	CCLRT-13	MET TRANSIT	SECT 5309: CENTRAL CORRIDOR LIGHT RAIL TRANSIT PROJECT-NEW START FFGA 2013 APPROPRIATION	0.0	B3	GRADE AND SURFACE	FTA	114,443,694	0	0	98,443,694	0	16,000,000
1715	BB	TRF-0031-13	MN/DOT	SECT 5311: METROPOLITAN COUNCIL RURAL TRANSIT OPERATING ASSISTANCE	0.0	OB	OPERATE BUS	FTA	4,223,000	0	0	1,028,600	0	3,194,400
1716	BB	TRF-TCMT-13	MET COUNCIL-MT	SECT 5307: TWIN CITIES MET COUNCIL MT-ASSOCIATED CAPITAL MAINTENANCE-BUS	0.0	B9	BUS GRANT CAPITAL IMPROVEMENT	FTA	2,600,000	0	0	2,080,000	0	520,000
1717	BB	TRF-TCMT-13A	MET COUNCIL-MT	SECT 5307: TWIN CITIES MET COUNCIL MT-BUS ACQUISITION	0.0	B9	PURCHASE BUS	FTA	43,237,385	0	0	34,589,908	0	8,647,477
1718	BB	TRF-TCMT-13AA	MET COUNCIL-MT	SECT 5307: TWIN CITIES MET COUNCIL MT-HWY 62 AT PENN AVE P&R	0.0	B9	BUS GRANT CAPITAL IMPROVEMENT	FTA	2,000,000	0	0	1,600,000	0	400,000
1719	BB	TRF-TCMT-13AB	MET COUNCIL-MT	SECT 5307: TWIN CITIES MET COUNCIL MT-DOWNTOWN MPLS LAYOVER	0.0	B9	BUS GRANT CAPITAL IMPROVEMENT	FTA	5,000,000	0	0	4,000,000	0	1,000,000
1720	BB	TRF-TCMT-13AC	MET COUNCIL-MT	SECT 5307: TWIN CITIES MET COUNCIL MT-HEYWOOD GARAGE MAINTENANCE SHOP DESIGN AND CONSTRUCTION	0.0	B9	BUS GRANT CAPITAL IMPROVEMENT	FTA	1,000,000	0	0	800,000	0	200,000
1721	BB	TRF-TCMT-13AD	MET COUNCIL-MT	SECT 5307: TWIN CITIES MET COUNCIL MT-WOODBURY PARK & RIDE EXPANSION	0.0	B9	BUS GRANT CAPITAL IMPROVEMENT	FTA	1,000,000	0	0	800,000	0	200,000
1722	BB	TRF-TCMT-13AE	MET COUNCIL-MT	SECT 5307: TWIN CITIES MET COUNCIL MT-DOWNTOWN ST PAUL PASSENGER FACILITY IMPROVEMENTS	0.0	B9	BUS GRANT CAPITAL IMPROVEMENT	FTA	1,250,000	0	0	1,000,000	0	250,000
1723	BB	TRF-TCMT-13AF	MET COUNCIL-MT	SECT 5307: TWIN CITIES MET COUNCIL MT-EXPANSION OF TRAFFIC SIGNAL PRIORITY (TSP) TRANSIT TECHNOLOGY SYSTEMS	0.0	B9	BUS GRANT CAPITAL IMPROVEMENT	FTA	1,750,000	0	0	1,400,000	0	350,000
1724	BB	TRF-TCMT-13AG	MET COUNCIL-MT	SECT 5307: TWIN CITIES MET COUNCIL MT-ONBOARD PEDESTRIAN DETECTION SYSTEM TRANSIT TECHNOLOGY SYSTEMS	0.0	B9	BUS GRANT CAPITAL IMPROVEMENT	FTA	3,000,000	0	0	2,400,000	0	600,000
1725	BB	TRF-TCMT-13AH	MET COUNCIL-MT	SECT 5309: TWIN CITIES MET COUNCIL MT-HIAWATHA LRT POSITIVE TRAIN CONTROL SYSTEM	0.0	B3	BUS GRANT CAPITAL IMPROVEMENT	FTA	3,000,000	0	0	2,400,000	0	600,000
1726	BB	TRF-TCMT-13AJ	MET COUNCIL-MT	SECT 5307: TWIN CITIES MET COUNCIL MT-ENERGY IMPROVEMENT	0.0	B9	BUS GRANT CAPITAL IMPROVEMENT	FTA	1,000,000	0	0	800,000	0	200,000

Seq #	Route System	Project Number	Agency	Description	Miles	Program	Type of Work	Proposed Funds	Total	FHWA	AC	FTA	TH	Other
1727	BB	TRF-TCMT-13AK	MET COUNCIL-MT	SECT 5307: TWIN CITIES MET COUNCIL MT-OPERATIONS COMMUNICATIONS & CONTROL CAPITAL EQUIPMENT, HARDWARE & SOFTWARE REPLACEMENT & EXPANSION	0.0	B9	BUS GRANT CAPITAL IMPROVEMENT	FTA	1,365,000	0	0	1,092,000	0	273,000
1728	BB	TRF-TCMT-13AL	MET COUNCIL-MT	SECT 5309: TWIN CITIES MET COUNCIL MT-OVERHAUL LIGHT RAIL VEHICLES & ASSOCIATED LRV EQUIPMENT	0.0	B3	BUS GRANT CAPITAL IMPROVEMENT	FTA	2,250,000	0	0	1,800,000	0	450,000
1729	BB	TRF-TCMT-13AM	MET COUNCIL-MT	SECT 5307: TWIN CITIES MET COUNCIL MT-FARE COLLECTION CAPITAL EQUIPMENT, HARDWARE & SOFTWARE REPLACEMENT & EXPANSION	0.0	B9	BUS GRANT CAPITAL IMPROVEMENT	FTA	675,000	0	0	540,000	0	135,000
1730	BB	TRF-TCMT-13B	MET COUNCIL-MT	SECT 5307: TWIN CITIES MET COUNCIL MT-SECURITY/SAFETY FOR 1%	0.0	B9	BUS GRANT CAPITAL IMPROVEMENT	FTA	747,000	0	0	597,600	0	149,400
1731	BB	TRF-TCMT-13C	MET COUNCIL-MT	SECT 5307: TWIN CITIES MET COUNCIL MT-PREVENTIVE MAINTENANCE	0.0	B9	BUS GRANT CAPITAL IMPROVEMENT	FTA	10,750,000	0	0	8,600,000	0	2,150,000
1732	BB	TRF-TCMT-13D	MET COUNCIL-MT	SECT 5307: TWIN CITIES MET COUNCIL MT-TRANSIT ENHANCEMENTS 1%	0.0	B9	BUS GRANT CAPITAL IMPROVEMENT	FTA	920,000	0	0	736,000	0	184,000
1733	BB	TRF-TCMT-13E	MET COUNCIL-MT	SECT 5307: TWIN CITIES MET COUNCIL MT-CAPITAL LEASE-TIRES	0.0	B9	PURCHASE BUS	FTA	2,149,917	0	0	1,719,934	0	429,983
1734	BB	TRF-TCMT-13F	MET COUNCIL-MT	SECT 5307: TWIN CITIES MET COUNCIL MT-TRANSIT BUSINESS COMPUTER HW & SW	0.0	B9	BUS GRANT CAPITAL IMPROVEMENT	FTA	1,341,000	0	0	1,072,800	0	268,200
1735	BB	TRF-TCMT-13G	MET COUNCIL-MTS	SECT 5307: TWIN CITIES MET COUNCIL MTS-VANGO CAP COST OF CONTRACTING	0.0	B9	BUS GRANT CAPITAL IMPROVEMENT	FTA	625,000	0	0	500,000	0	125,000
1736	BB	TRF-TCMT-13H	MET COUNCIL-MTS	SECT 5307: TWIN CITIES MET COUNCIL MTS-METRO MOBILITY CAPITAL COST OF CONTRACTING FOR SERVICES	0.0	B9	BUS GRANT CAPITAL IMPROVEMENT	FTA	5,312,500	0	0	4,250,000	0	1,062,500
1737	BB	TRF-TCMT-13J	MET COUNCIL-MTS	SECT 5307: TWIN CITIES MET COUNCIL MTS-REGIONAL FLEET CAPITAL COST OF CONTRACTING	0.0	B9	BUS GRANT CAPITAL IMPROVEMENT	FTA	3,125,000	0	0	2,500,000	0	625,000
1738	BB	TRF-TCMT-13K	MET COUNCIL-U OFM	SECT 5307: TWIN CITIES MET COUNCIL U OF M-U OF MN BUS ACQUISITION	0.0	B9	PURCHASE BUS	FTA	375,000	0	0	300,000	0	75,000
1739	BB	TRF-TCMT-13L	MET COUNCIL-MT	SECT 5307: TWIN CITIES MET COUNCIL MT-FTH2	0.0	B9	BUS GRANT CAPITAL IMPROVEMENT	FTA	15,000,000	0	0	12,000,000	0	3,000,000

Seq #	Route System	Project Number	Agency	Description	Miles	Program	Type of Work	Proposed Funds	Total	FHWA	AC	FTA	TH	Other
1740	BB	TRF-TCMT-13M	MET COUNCIL-MTS	SECT 5307: TWIN CITIES MET COUNCIL MTS-MTS BUS ACQUISITION	0.0	B9	PURCHASE BUS	FTA	8,000,000	0	0	6,400,000	0	1,600,000
1741	BB	TRF-TCMT-13P	MET COUNCIL-MT	SECT 5309: FIXED GUIDEWAY: TWIN CITIES MET COUNCIL MT-LRT ASSOCIATED CAPITAL MAINTENANCE	0.0	B3	BUS GRANT CAPITAL IMPROVEMENT	FTA	975,000	0	0	780,000	0	195,000
1742	BB	TRF-TCMT-13Q	MET COUNCIL-MT	SECT 5309: TWIN CITIES MET COUNCIL MT-COMMUTER RAIL VEHICLE	0.0	B3	BUS GRANT CAPITAL IMPROVEMENT	FTA	3,000,000	0	0	2,400,000	0	600,000
1743	BB	TRF-TCMT-13R	MET COUNCIL-MT	SECT 5309: FIXED GUIDEWAY: TWIN CITIES MET COUNCIL MT-LRVs	0.0	B3	BUS GRANT CAPITAL IMPROVEMENT	FTA	13,300,000	0	0	10,640,000	0	2,660,000
1744	BB	TRF-TCMT-13S	MET COUNCIL-MTS	SECT 5316: TWIN CITIES MET COUNCIL MTS-JOB ACCESS/REVERSE COMMUTE PROJECTS TBD	0.0	JA	BUS GRANT CAPITAL IMPROVEMENT	FTA	4,000,000	0	0	2,000,000	0	2,000,000
1745	BB	TRF-TCMT-13T	MET COUNCIL-MTS	SECT 5317: TWIN CITIES MET COUNCIL MTS-NEW FREEDOMS PROJECTS TBD-2013	0.0	NF	BUS GRANT CAPITAL IMPROVEMENT	FTA	4,000,000	0	0	2,000,000	0	2,000,000
1746	BB	TRF-TCMT-13U	MET COUNCIL-MTS	SECT 5307: TWIN CITIES MET COUNCIL MTS-PREVENTIVE MAINTENANCE - SWT	0.0	B9	BUS GRANT CAPITAL IMPROVEMENT	FTA	590,000	0	0	472,000	0	118,000
1747	BB	TRF-TCMT-13V	MET COUNCIL-MTS	SECT 5307: TWIN CITIES MET COUNCIL MTS-COP PAYMENT FOR EAGAN BUS GARAGE EXPANSION - MVTA	0.0	B9	BUS GRANT CAPITAL IMPROVEMENT	FTA	500,000	0	0	400,000	0	100,000
1748	BB	TRF-TCMT-13W	MET COUNCIL-MT	SECT 5307: TWIN CITIES MET COUNCIL MT-I94 AT MANNING AVE PARK & RIDE	0.0	B9	BUS GRANT CAPITAL IMPROVEMENT	FTA	3,150,000	0	0	2,520,000	0	630,000
1749	BB	TRF-TCMT-13X	MET COUNCIL-MT	SECT 5307: TWIN CITIES MET COUNCIL MT-OVERHAUL BASE RENOVATION & MAINTENANCE SHOP	0.0	B9	BUS GRANT CAPITAL IMPROVEMENT	FTA	3,000,000	0	0	2,400,000	0	600,000
1750	BB	TRF-TCMT-13Y	MET COUNCIL-MT	SECT 5307: TWIN CITIES MET COUNCIL MT-ACCESS MPLS FACILITY IMPROVEMENTS	0.0	B9	BUS GRANT CAPITAL IMPROVEMENT	FTA	750,000	0	0	600,000	0	150,000
1751	BB	TRF-TCMT-13Z	MET COUNCIL-MT	SECT 5307: TWIN CITIES MET COUNCIL MT-HWY 65 & CO RD 14 P&R (BLAINE)	0.0	B9	BUS GRANT CAPITAL IMPROVEMENT	FTA	2,936,000	0	0	2,348,800	0	587,200
1752	BB	TRS-7068-13	MNDOT	HEARTLAND EXPRESS-PURCHASE CLASS 400 BUS	0.0	TR	PURCHASE BUS	STP	70,000	56,000	0	0	0	14,000

Seq #	Route System	Project Number	Agency	Description	Miles	Program	Type of Work	Proposed Funds	Total	FHWA	AC	FTA	TH	Other
1753	BB	TRS-TCMT-10B	MET COUNCIL-MT	CMAQ: PURCHASE 6 ARTIC BUSES & RELATED SPARE PARTS & EQUIPMENT FOR EXPANDED WEEKDAY SERVICE ON RTE 673, MINNETONKA & MPLS	0.0	TR	BUS GRANT CAPITAL IMPROVEMENT	CMAQ	3,402,600	2,722,080	0	0	0	680,520
1754	BB	TRS-TCMT-12A	MET COUNCIL -MTS	CMAQ: PURCHASE 16 BUSES FOR EXPANSION OF REGIONAL TRANSIT FLEET FOR EXPRESS SERVICE	0.0	TR	BUS GRANT CAPITAL IMPROVEMENT	CMAQ	8,400,000	6,720,000	0	0	0	1,680,000
1755	CMAQ	TRS-TCMT-13	MVTA	CMAQ: PURCHASE NEW BUSES FOR EXPANDED SERVICES FOR THE CITY OF ROSEMOUNT	0.0	TR	PURCHASE BUS	CMAQ	1,540,000	1,232,000	0	0	0	308,000
1756	CMAQ	TRS-TCMT-13A	MVTA	CMAQ: STARTUP FUNDING FOR EXPANDED BUS SERVICE FOR THE CITY OF ROSEMOUNT	0.0	TR	OPERATE BUS	CMAQ	525,096	420,077	0	0	0	105,019
1757	CMAQ	TRS-TCMT-13B	SHAKOPEE & PRIOR LAKE	CMAQ: EXPANSION SERVICE AND BUSES - SHAKOPEE & PRIOR LAKE	0.0	TR	PURCHASE BUS	CMAQ	1,005,000	804,000	0	0	0	201,000
1758	CMAQ	TRS-TCMT-13C	MET COUNCIL-MT	CMAQ: AT MAPLEWOOD MALL IN MAPLEWOOD AT THE NE QUADRANT OF SOUTHLAWN DR & BEAM AVE-PURCHASE & OPERATION OF FOUR BUSES	0.0	TR	PURCHASE BUS	CMAQ	3,763,663	3,010,930	0	0	0	752,733
1759	CMAQ	TRS-TCMT-13D	MET COUNCIL-MT	CMAQ TDM: ACTIVITIES TO REDUCE SOV USE BY VAN POOLS, CAR POOL & RIDE MATCHING PROGRAMS, MARKETING, TRANSIT RIDERSHIP INCENTIVES BY SUPPORTING SEVERAL TRANSPORTATION MANAGEMENT ORGANIZATIONS.	0.0	TM	PLANNING	CMAQ	4,375,000	3,500,000	0	0	0	875,000
1760	CMAQ	TRS-TCMT-13E	MET COUNCIL-MT	CMAQ: PURCHASE OF THREE LRT VEHICLES FOR HIAWATHA LRT	0.0	TR	PURCHASE BUS	CMAQ	10,500,000	7,000,000	0	0	0	3,500,000
1761	RR	10-00117	MNDOT	MPL ON CSAH 31, VERA AVE, NORWOOD YOUNG AMERICA(2 MI SW)-INSTALL GATES	0.0	SR	RR X-ING IMPROVEMENTS	RRS	204,000	183,600	0	0	0	20,400
1762	RR	19-00138	MNDOT	PGR ON CSAH 70, 215TH ST W IN LAKEVILLE-UPGRADE TO GATES	0.0	SR	RR X-ING IMPROVEMENTS	RRS	229,500	206,550	0	0	0	22,950
1763	RR	19-00139	MNDOT	UP ON CSAH 71, RICH VALLEY BLVD IN ROSEMOUNT-UPGRADE TO GATES	0.0	SR	RR X-ING IMPROVEMENTS	RRS	280,500	252,450	0	0	0	28,050
1764	RR	27-00301	MNDOT	PGR ON 70TH ST, MSAS 113 IN RICHFIELD-INSTALL GATES	0.0	SR	RR X-ING IMPROVEMENTS	RRS	229,500	206,550	0	0	0	22,950
1765	RR	27-00302	MNDOT	CP ON BROOKSIDE AVE, MSAS 305 IN ST LOUIS PARK-INSTALL GATES	0.0	SR	RR X-ING IMPROVEMENTS	RRS	255,000	229,500	0	0	0	25,500
1766	RR	62-00202	MNDOT	MNRR ON HAMLIN AVE, CSAH 50 IN ROSEVILLE-UPGRADE TO GATES & ONE CANTILEVER	0.0	SR	RR X-ING IMPROVEMENTS	RRS	255,000	229,500	0	0	0	25,500
1767	RR	62-00205	MNDOT	CP ON WESTERN AVENUE, MUN 724 IN ST PAUL-INSTALL GATES	0.0	SR	RR X-ING IMPROVEMENTS	RRS	280,500	252,450	0	0	0	28,050

Seq #	Route System	Project Number	Agency	Description	Miles	Program	Type of Work	Proposed Funds	Total	FHWA	AC	FTA	TH	Other
1768	CMAQ	002-596-016	ANOKA COUNTY	AT INTERSECTION OF TH 65 AND ANOKA CSAH 14 IN BLAINE-PURCHASE OF 6.68 ACRES OF PROPERTY FOR 400 SPACE PARK & RIDE LOT	0.0	TR	RIGHT OF WAY	CMAQ	1,362,720	1,090,176	0	0	0	272,544
1769	CMAQ	002-596-017	ANOKA COUNTY	AT INTERSECTION OF TH 65 & ANOKA CSAH 14 IN BLAINE-PURCHASE OF SIX COACH BUSES FOR COMMUTER SERVICE BETWEEN BLAINE & MPLS ON TH65, TH10/610, TH252 & I-94	0.0	TR	PURCHASE BUS	CMAQ	3,300,000	2,640,000	0	0	0	660,000
1770	CMAQ	002-596-018	ANOKA COUNTY	AT INTERSECTION OF TH 65 & ANOKA CSAH 14 IN BLAINE-CONSTRUCTION OF PARK & RIDE LOT	0.0	TR	GRADE AND SURFACE	CMAQ	1,632,000	1,305,600	0	0	0	326,400
1771	CMAQ	002-596-019	ANOKA COUNTY	AT INTERSECTION OF TH 65 & ANOKA CSAH 14 IN BLAINE-COMMUTER SERVICE BETWEEN BLAINE & MPLS ON TH65, TH10/610, TH252 & I-94	0.0	TR	OPERATE BUS	CMAQ	1,993,733	1,594,986	0	0	0	398,747
1772	CSAH 1	002-601-045	ANOKA COUNTY	ON ANOKA CSAH 1(COON RAPIDS BLVD) AT 100TH LN IN COON RAPIDS-CLOSE MEDIAN	0.0	SH	SPOT IMPROVEMENT	HSIP	102,000	91,800	0	0	0	10,200
1773	CSAH 1	002-601-046	ANOKA COUNTY	ON ANOKA CSAH 1(COON RAPIDS BLVD) AT ANOKA CSAH 9(ROUND LK BLVD) IN COON RAPIDS-TRAFFIC SIGNAL REBUILD, PAINTED CHANNELIZATION	0.1	SH	SPOT IMPROVEMENT	HSIP	408,000	367,200	0	0	0	40,800
1774	CSAH 18	002-611-033	ANOKA COUNTY	ON ANOKA CSAH 18(CROOKED LK BLVD) AT ANOKA CSAH 11(NORTHDALE BLVD) IN COON RAPIDS-TRAFFIC SIGNAL REBUILD, TURN LANES	0.1	SH	SPOT IMPROVEMENT	HSIP	612,000	550,800	0	0	0	61,200
1775	PED/BIKE	002-614-035	ANOKA COUNTY	OVER 35W IN LINO LAKE-CONSTRUCT PED/BIKE BRIDGE ALONG CSAH 14	0.1	EN	PEDESTRIAN BIKE BRIDGE	TEA	329,766	263,813	0	0	0	65,953
1776	CSAH 17	002-617-020	ANOKA COUNTY	ON ANOKA CSAH 17(LEXINGTON AVE) AT CSAH 18(CROSSTOWN BLVD NE) IN HAM LAKE-CONSTRUCT TRAFFIC SIGNAL, TURN LANES	0.2	SH	SPOT IMPROVEMENT	HSIP	510,000	459,000	0	0	0	51,000
1777	PED/BIKE	010-090-004	CARVER COUNTY	CONNECTION OF LAKE MINNETONKA TR & MINN RIVER BLUFFS LRT REG TR-CONSTRUCT SOUTHWEST REGIONAL TRAIL CONNECTION	0.0	EN	PEDESTRIAN BIKE TRAIL	TEA	556,716	445,373	0	0	0	111,343
1778	CMAQ	010-596-006	CARVER	AT SW QUADRANT OF INTERSECTION OF TH 212 & CARVER CSAH 11-RW ACQUISITION FOR 400 STALL PARK & RIDE	0.0	TR	RIGHT OF WAY	CMAQ	1,444,014	1,155,211	0	0	0	288,803
1779	CMAQ	010-596-007	CARVER	AT SW QUADRANT OF INTERSECTION OF TH 212 & CARVER CSAH 11-CONSTRUCT 400 STALL PARK & RIDE	0.0	TR	GRADE AND SURFACE	CMAQ	3,060,000	2,448,000	0	0	0	612,000
1780	CMAQ	010-596-008	CARVER	AT SW QUADRANT OF INTERSECTION OF TH 212 & CARVER CSAH 11-SERVICE BETWEEN CARVER & DOWNTOWN MPLS/U OF M & DEMONSTRATION EXPRESS BUS SERVICE FOR THREE YEARS	0.0	TR	OPERATE BUS	CMAQ	1,032,750	826,200	0	0	0	206,550

Seq #	Route System	Project Number	Agency	Description	Miles	Program	Type of Work	Proposed Funds	Total	FHWA	AC	FTA	TH	Other
1781	PED/BIKE	019-090-011	DAKOTA COUNTY	THROUGH THE WESTERN PORTION OF THE SPRING LK PARK RESERVE-CONSTRUCT MISS RIVER REG TRIAL	3.2	EN	PEDESTRIAN BIKE TRAIL	TEA	1,275,000	1,020,000	0	0	0	255,000
1782	CSAH 5	019-605-028	DAKOTA COUNTY	AT TH 13 IN BURNSVILLE-CONSTRUCT INTERCHANGE, ACCESS CLOSURES, FRONTAGE RDS(REMAINDER OF THE MATCH COMING FROM SP 1901-148)	0.2	MC	GRADE,SURFACE & BRIDGE	UG	7,875,000	7,140,000	0	0	0	735,000
1783	CR 5	019-605-028A	BURNSVILLE	**MN257**TH13/CO RD 5 INTERCHANGE, BURNSVILLE (2009 APPROPRIATIONS ACT-STP)	0.0	MC	GRADE,SURFACE & BRIDGE	HPP	950,000	950,000	0	0	0	0
1784	CR 5	019-605-028B	BURNSVILLE	**MN190**AT TH 13, BURNSVILLE-CONSTRUCTION OF INTERCHANGE (MATCH IS COMING FROM SP 1901-148) (SAFETEA-LU)	0.0	MC	GRADE AND SURFACE	HPP	1,527,604	1,527,604	0	0	0	0
1785	CSAH 9	019-609-018	DAKOTA COUNTY	FROM DAKOTA CSAH 46/2 IN NEW MARKET TWP TO DAKOTA CSAH 70 IN LAKEVILLE AND EUREKA TWP- RECONSTRUCT 2-LANE ROADWAY WITH PAVED SHOULDERS & TURN LANES	5.0	RC	GRADE AND SURFACE	UG	7,012,500	5,610,000	0	0	0	1,402,500
1786	CSAH 3	027-603-053	HENNEPIN COUNTY	**MN061**LAKE ST ACCESS TO I-35W, MPLS- CONSTRUCTION & CE(2001 APPROPRIATIONS ACT)	0.0	MC	GRADE,SURFACE & BRIDGE	HPP	2,104,245	1,683,396	0	0	0	420,849
1787	CSAH 3	027-603-053A	HENNEPIN COUNTY	**MN237**LAKE ST ACCESS TO I-35W, MPLS- CONSTRUCTION & CE (SAFETEA-LU)	0.0	MC	GRADE,SURFACE & BRIDGE	HPP	6,796,043	5,436,834	0	0	0	1,359,209
1788	CSAH 3	027-603-053B	HENNEPIN COUNTY	**MN151**LAKE ST ACCESS TO I-35W, MPLS- CONSTRUCTION & CE (SAFETEA-LU)	0.0	MC	GRADE,SURFACE & BRIDGE	HPP	1,799,800	1,439,840	0	0	0	359,960
1789	CSAH 81	027-681-029	HENNEPIN COUNTY	N OF HENNEPIN CSAH 10, CRYSTAL TO N OF 63RD AVE N, BROOKLYN PARK-RECONSTRUCT TO 6-LANE DIVIDED RDWY	1.2	RC	GRADE AND SURFACE	UG	10,080,000	7,840,000	0	0	0	2,240,000
1790	LOCAL 999	070-030-006	SCOTT COUNTY	COUNTYWIDE-PROACTIVE CONTRACT FOR RUMBLE STRIPES, CURVE DELINEATION, INTERSECTION LIGHTING, AND OTHER APPURTENCES	0.0	SH	SPOT IMPROVEMENT	HSIP	616,080	554,472	0	0	0	61,608
1791	CSAH 17	070-617-022	SCOTT COUNTY	ON SCOTT CSAH 17 FROM SCOTT CSAH 78 TO SCOTT CSAH 16-RECONSTRUCT	1.0	RC	GRADE AND SURFACE	UG	8,874,000	7,099,200	0	0	0	1,774,800
1792	PED/BIKE	082-090-004	WASHINGTON COUNTY	CONSTRUCT HARDWOOD CREEK REGIONAL TR EXTENSION FROM WASHINGTON CR 8 TO 140TH ST IN HUGO	0.0	EN	ENHANCEMENT	TEA	765,000	612,000	0	0	0	153,000
1793	CMAQ	090-080-014	MVTA	CONSTRUCT ROSEMOUNT DEPOT PASSENGER FACILITY FOR EXPANDED SERVICES FOR THE CITY OF ROSEMOUNT	0.0	TR	PURCHASE BUS	CMAQ	935,850	748,680	0	0	0	187,170
1794	PED/BIKE	091-090-069	MPLS PARK/REC BOARD	ALONG BROWNIE LAKE TR FROM CEDAR LAKE BR TO I-394 IN MINNEAPOLIS-UPGRADE TRAIL, FACILITIES, LIGHTING, AND APPURTENCES	0.0	EN	ENHANCEMENT	TEA	637,500	510,000	0	0	0	127,500

Seq #	Route System	Project Number	Agency	Description	Miles	Program	Type of Work	Proposed Funds	Total	FHWA	AC	FTA	TH	Other
1795	PED/BIKE	091-090-070	MPLS PARK/REC BOARD	ALONG DEAN PKWY FROM LAKE OF THE ISLES TO LAKE CALHOUN IN MPLS-TRAIL IMPROVEMENTS, LIGHTING, AND APPURTENCES	1.0	EN	ENHANCEMENT	TEA	701,250	561,000	0	0	0	140,250
1796	PED/BIKE	091-090-073	THREE RIVERS PARK DISTRICT	OVER HENNEPIN CSAH 61 IN PLYMOUTH-CONSTRUCTION & RW ACQ FOR A LUCE LINE REGIONAL TR PED/BIKE BRIDGE	0.0	EN	PEDESTRIAN BIKE BRIDGE	TEA	1,760,000	1,020,000	0	0	0	740,000
1797	PED/BIKE	092-090-049	DNR	CONNECT LAKE BYLLESBY REG PARK TO STATE TR-CONSTRUCT MILL TOWNS TRAIL PED/BIKE BR OVER CANNON RIVER	0.1	EN	PEDESTRIAN BIKE BRIDGE	TEA	678,300	542,640	0	0	0	135,660
1798	CMAQ	107-030-005	BLOOMINGTON	AIRPORT SOUTH DISTRICT IN BLOOMINGTON-INSTALLATION & EXPANSION OF ITS WAYFINDING TECHNOLOGY TO RELIEVE CONGESTION ON 24TH AVE, LINDAU LANE AND KILLEBREW LANE ENTERING FROM I-494, TH77 & TH5	0.0	TM	CONGESTION RELIEF TECHNOLOGY	CMAQ	1,300,500	1,040,400	0	0	0	260,100
1799	CITY	110-101-014	BROOKLYN PARK	AT BROOKLYN DR & XERXES AVE IN BROOKLYN PARK-CONSTRUCT ROUNDABOUT	0.2	SH	SPOT IMPROVEMENT	HSIP	614,040	552,636	0	0	0	61,404
1800	PED/BIKE	140-010-007	MENDOTA HTS	AT DODD RD(TH 149) & TH 110 IN MENDOTA HTS-PEDESTRIAN ACCESS IMPROVEMENTS, SAFETY IMPROVEMENTS	0.0	EN	PED/BIKE IMPROVEMENT	TEA	628,320	502,656	0	0	0	125,664
1801	PED/BIKE	141-090-037	MINNEAPOLIS	FROM E 28TH ST TO 11TH AVE S ALONG HIAWATHA LRT TRAIL IN MPLS-LIGHTING	0.0	EN	LIGHTING	TEA	1,275,000	1,020,000	0	0	0	255,000
1802	CITY	141-433-002	MINNEAPOLIS	ON GRANARY RD FROM 25TH AVE SE TO 17TH AVE SE IN MPLS-CONSTRUCT FIRST SEGMENT AS 3-LANES WITH TURN LANES, SIGNALS, LIGHTING, SIDEWALKS & BICYCLE TRAIL	0.8	RC	GRADE AND SURFACE	UG	8,925,000	7,140,000	0	0	0	1,785,000
1803	CITY	141-454-001	MINNEAPOLIS	COLUMBIA AVE NE TO TH 47 ACCESS RAMP-REPLACE BR 90664 OVER BNSF NORTHTOWN YARD & APPROACHES	0.0	BR	BRIDGE REPLACEMENT	BR	12,208,000	8,960,000	0	0	0	3,248,000
1804	CSAH 10	146-020-012	MOUNDS VIEW	ON RAMSEY CSAH 10 AT SILVER LAKE RD IN MOUNDS VIEW-TRAFFIC SIGNAL REBUILD, TURN LANES	0.2	SH	SPOT IMPROVEMENT	HSIP	295,800	266,220	0	0	0	29,580
1805	CITY	164-145-040	SAINT PAUL	HAMLIN AVE OVER AYD MILL RD FROM PORTLAND TO SELBY IN ST PAUL-REPLACE BR 62502 & APPROACHES	0.3	BR	BRIDGE REPLACEMENT	BR	9,750,000	3,876,000	0	0	0	5,874,000
1806	CSAH 17	166-020-014	SHAKOPEE	ON SCOTT CSAH 17 FROM VIERLING DR TO TH 169 IN SHAKOPEE-TRAFFIC SIGNAL REBUILD INCLUDING TURN LANES	0.2	SH	SPOT IMPROVEMENT	HSIP	1,224,000	1,101,600	0	0	0	122,400
1807	CSAH 60	188-020-021	LAKEVILLE	AT DAKOTA CSAH 60(185TH ST) & DAKOTA CSAH 50(KENWOOD TR) IN LAKEVILLE-CONSTRUCT ROUNDABOUT	0.0	RC	GRADE AND SURFACE	UG	2,040,000	1,632,000	0	0	0	408,000

Seq #	Route System	Project Number	Agency	Description	Miles	Program	Type of Work	Proposed Funds	Total	FHWA	AC	FTA	TH	Other
1808	PED/BIKE	194-010-010AC	CHANHASSEN	AT MINNEWASHTA PKWY & TH 5 IN CHANHASSEN-CONSTRUCT PED/BIKE UNDERPASS (AC PAYBACK 1 OF 1)	0.0	EN	PEDESTRIAN BIKE BRIDGE	TEA	979,200	979,200	0	0	0	0
1809	MN 101	194-010-011	CHANHASSEN	FROM CARVER CSAH 18(LYMAN BLVD) TO CARVER CSAH 14(PIONEER TR) IN CHANHASSEN-RECONSTRUCT TO 4-LN RDWY(FEDERAL MATCH IS UNDER SP 1009-22)	1.1	RC	GRADE AND SURFACE	UG	5,726,400	5,426,400	0	0	0	300,000
1810	MN 5	194-010-012AC	CHANHASSEN	ON TH 5 AT MINNEWASHTA PKWY & LONE CEDAR LN IN CHANHASSEN-EB TURN LANE, WIDEN SHOULDERS, ACCESS CLOSURES(AC PAYBACK 1 OF 1)	0.3	SH	GRADE AND SURFACE	HSIP	918,000	918,000	0	0	0	0
1811	MN 149	195-010-010	EAGAN	FROM TH 55 TO I-494 IN EAGAN-RECONSTRUCT FROM 4-LN RDWY TO 6-LN RDWY, TRAIL	0.9	RC	GRADE AND SURFACE	UG	3,162,000	2,529,600	0	0	0	632,400
1812	PED/BIKE	199-108-003	RAMSEY	ALONG MISSISSIPPI RIVER FROM TUNGSTEN ST TO RAMSEY BLVD IN RAMSEY-CONSTRUCT MISSISSIPPI RIVER TRAIL	1.9	EN	ENHANCEMENT	TEA	509,487	387,808	0	0	0	121,679
1813	MN 3	1908-79	MNDOT	JUST N OF ANNE MARIE TR IN INVER GROVE HTS TO MN 110 IN SUNFISH LAKE-MILL & OVERLAY, CONCRETE REPAIR, CONSTRUCT LEFT TURN LANE, DRAINAGE, GUARDRAIL REPAIRS & REPLACE BIT CURB WITH CONCRETE	3.7	RS	MILL AND OVERLAY	SF	2,450,000	0	0	0	2,450,000	0
1814	MN 5	1002-98	MNDOT	FROM EAST JUNCTION CARVER CR11 TO I-494- COORDINATION & RETIMING OF SIGNALS INCLUDING CCTV CAMERAS, MESSAGE SIGNS & UPGRADING SIGNAL CABINETS FOR FUTURE TRANSIT SIGNAL PRIORITY	12.5	TM	TRAFFIC SIGNAL REVISION	CMAQ	1,711,489	1,369,191	0	0	342,298	0
1815	MN 13	1901-148	MNDOT	AT CSAH 5 IN BURNSVILLE-CONSTRUCT INTERCHANGE, ACCESS CLOSURES, FRONTAGE RDS(\$9M INTERCHANGE BONDS, \$7M CHP 36 BONDS, \$1M SC, \$.55K AM) (TIED TO SP 019-605-028)	0.6	AM	GRADE,SURFACE & BRIDGE	SF BF	17,550,000	0	0	0	1,550,000	16,000,000
1816	MN 13	1901-162	MN/DOT	OVER I35W IN BURNSVILLE-PAINT BRIDGES 9779 & 9780, GUARDRAIL & DRAINAGE	1.0	BI	BRIDGE REPAIR OTHER	NHS	585,000	468,000	0	0	117,000	0
1817	MN 13	1901-169	MNDOT	FROM 0.4 MI W OF I-35W TO I-35W IN BURNSVILLE-RECONSTRUCT TO CONCRETE	0.4	RC	GRADE AND SURFACE	SF	825,000	0	0	0	825,000	0
1818	MN 13	7001-108	MNDOT	SCOTT CSAH 44 (160TH ST SE)/RIDGEMONT AVE SE IN PRIOR LAKE-SIGNAL REPLACEMENT AND ADA UPGRADES	0.0	SC	TRAFFIC SIGNAL REVISION	SF LF	280,000	0	0	0	140,000	140,000
1819	MN 13	7001-110	MNDOT	FROM US 169 (ON MN 101) IN SHAKOPEE TO LOUISIANA AVE IN SAVAGE - LANDSCAPING	0.7	RC	LANDSCAPING	SF	50,000	0	0	0	50,000	0
1820	I 35	1380-77	MN/DOT	SW QUADRANT OF I35 & CHISAGO CR 22 IN WYOMING-PARK & RIDE RECONSTRUCTION, DRAINAGE, LIGHTS, INSTALL CAMERAS	0.0	TM	TRAFFIC MGMT. SYSTEM	SF	450,000	0	0	0	450,000	0

Seq #	Route System	Project Number	Agency	Description	Miles	Program	Type of Work	Proposed Funds	Total	FHWA	AC	FTA	TH	Other
1821	I 35	1980-68AC2	MN/DOT	**LGA** CSAH 70, LAKEVILLE-RECONSTRUCT INTERCHANGE-DEBT MGMT(AC PAYBACK FROM FY 2008) (PAYBACK 2 OF 2)	0.4	RC	GRADE,SURFACE & BRIDGE	NHS	2,410,000	2,410,000	0	0	0	0
1822	I 35E	1982-158	MNDOT	S JCT I35E/W IN BURNSVILLE TO MN77 IN EAGAN - SIGN REPLACEMENT	4.7	SC	SIGNING	SF	350,000	0	0	0	350,000	0
1823	I 35E	1982-161	MN/DOT	FROM I35E/I35W SPLIT TO DAKOTA CSAH 11 IN BURNSVILLE-REDECK AND APPROACH WORK ON BRIDGES 19893, 19809, 19811, 19812, 19889, 19866, 19813, 19814, GUARDRAIL, PED RAMP UPGRADES	2.5	BI	BRIDGE REPAIR OTHER	IM	1,865,000	1,678,500	0	0	186,500	0
1824	I 35E	6280-308	MN/DOT	UNIVERSITY AVE TO JUST NORTH OF MARYLAND AVE IN ST PAUL-RECONSTRUCT INCLUDING REPLACE EXISTING INTERCHANGE AT PENNSYLVANIA AVE WITH INTERCHANGE AT CAYUGA ST, FRONTAGE ROAD CONSTRUCTION, RETAINING WALLS, TRAILS AND INCLUDING REPLACING 5 BRIDGES (NEW BR# 62	1.5	BR	GRADE,SURFACE & BRIDGE	BR BF	131,000,000	51,325,000	0	0	0	79,675,000
1825	I 35E	6280-308RR	MN/DOT	UNIVERSITY AVE TO JUST NORTH OF MARYLAND AVE IN ST PAUL-RAILROAD AGREEMENT	1.5	BR	RAILROAD AGREEMENT	BF	2,100,000	0	0	0	0	2,100,000
1826	I 35E	6280-308RW3	MN/DOT	**MN209** I-94 TO MARYLAND AVE, ST PAUL-RW & RECONSTRUCTION (SAFETEA-LU)	1.8	RW	RIGHT OF WAY	HPP	3,000,000	2,400,000	0	0	600,000	0
1827	I 35E	6280-308UT	MN/DOT	UNIVERSITY AVE TO JUST NORTH OF MARYLAND AVE IN ST PAUL-UTILITY RELOCATION	1.5	BR	UTILITY AGREEMENT	BF	1,050,000	0	0	0	0	1,050,000
1828	I 35W	0280-63	MNDOT	E OF I-35W, N OF LAKE DR ALONG RESIDENTIAL AREA (MANUFACTURED HOME COMMUNITY), BLAINE - NOISE WALL	0.8	NO	NOISE ABATEMENT	SF LF	2,070,000	0	0	0	1,865,000	205,000
1829	I 35W	1981-126	MNDOT	FROM CRYSTAL LAKE RD (ON I-35) TO BURNSVILLE PARKWAY IN BURNSVILLE - LANDSCAPING	2.2	MC	LANDSCAPING	SF	70,000	0	0	0	70,000	0
1830	I 35W	2781-439	MN/DOT	PORTLAND AVE & PARK AVE BRIDGES OVER I35W IN MPLS-REDECK BRIDGES 27851 & 27852 & APPROACH WORK	0.3	BI	BRIDGE REPAIR OTHER	IM	4,715,000	4,086,000	0	0	454,000	175,000
1831	I 35W	2782-293	MNDOT	FROM PENN AVE TO PORTLAND AVE IN RICHFIELD/MPLS - LANDSCAPE RESIDENTIAL SIDE OF NOISE WALLS IN COMMONS	2.3	RB	LANDSCAPING	SF	250,000	0	0	0	250,000	0
1832	I 35W	2782-319	MNDOT	FROM PENN AVE TO PORTLAND AVE IN RICHFIELD/MPLS - LANDSCAPE RESIDENTIAL SIDE OF NOISE WALLS IN COMMONS	2.3	RB	LANDSCAPING	SF	250,000	0	0	0	250,000	0
1833	I 35W	2782-321	MN/DOT	W 90TH STREET, W 86TH STREET, W 82ND STREET ALL OVER I35W IN BLOOMINGTON-DECK REPAIR OF BRIDGES 9041, 9039, 9213, REPLACE SIGNAL, GUARDRAIL	0.3	BI	BRIDGE REPAIR OTHER	SF LF	1,515,000	0	0	0	1,195,000	320,000

Seq #	Route System	Project Number	Agency	Description	Miles	Program	Type of Work	Proposed Funds	Total	FHWA	AC	FTA	TH	Other
1834	MN 36	6212-164	MNDOT	JUST E OF SNELLING AVE, ROSEVILLE - LINE CULVERT & INSTALL NEW APRONS ON BOTH SIDES OF CULVERT	0.0	DR	CULVERT REPLACEMENT	SF	220,000	0	0	0	220,000	0
1835	MN 36	6212-167	MN/DOT	OVER KELLER LAKE IN MAPLEWOOD-REPLACE BR 5715 & APPROACHES, GUARDRAIL, STORM SEWER AND PONDS	0.2	BR	BRIDGE REPLACEMENT	NHS	3,730,000	2,984,000	0	0	746,000	0
1836	MN 36	8204-56	MNDOT	MN120 TO STILLWATER BLVD N - REPAIR AND REPLACE DETERIORATING PIPES, STRUCTURES & APRONS AND REPLACE & GUARDRAIL	9.4	DR	STORM SEWER REPAIR	SF	735,000	0	0	0	735,000	0
1837	MN 36	8214-114MIT13	MN/DOT	OVER ST CROIX RIVER NEAR STILLWATER-MITIGATION ITEMS FOR REPLACEMENT OF RIVER BRIDGE 4654	0.2	BR	BRIDGE REPLACEMENT	BF	7,200,000	0	0	0	0	7,200,000
1838	MN 36	8217-4654E	MN/DOT	**ELLA**OVER ST. CROIX RIVER IN STILLWATER-STILLWATER LIFT BRIDGE STABILIZATION REPAIR PROJECT ON BRIDGE 4654	0.0	BI	BRIDGE REPAIR	NHS	3,310,000	1,324,000	0	0	331,000	1,655,000
1839	MN 47	0205-96	MN/DOT	37TH AVE NE IN COLUMBIA HEIGHTS-REPLACE TRAFFIC SIGNAL	0.0	SC	TRAFFIC SIGNAL REVISION	SF LF	250,000	0	0	0	125,000	125,000
1840	MN 47	0205-97	MNDOT	40TH AVE NE/ANOKA CO CSAH 2 - SIGNAL REPLACEMENT	0.0	SC	TRAFFIC SIGNAL REVISION	SF LF	250,000	0	0	0	125,000	125,000
1841	MN 47	2726-69	MNDOT	TH 65 (CENTRAL AVE) TO 27TH AVE NE IN MPLS - MILL & OVERLAY, DRAINAGE UPGRADES/REPAIRS AND PED RAMP UPGRADES	2.2	RS	MILL AND OVERLAY	STP	2,500,000	2,000,000	0	0	500,000	0
1842	US 52	1905-33	MNDOT	AT DAKOTA CSAH 86 IN RANDOLPH TWP-CONVERT TO A 3/4 INTERSECTION WITH MEDIAN U-TURNS, EXTEND TURN LANES AT INTERSECTION, DRAINAGE & LIGHTING	1.4	SH	GRADE AND SURFACE	HSIP	905,300	814,770	0	0	90,530	0
1843	US 52	1906-57	MNDOT	AT DAKOTA CSAH 66 IN VERMILLION TWP-CONSTRUCT 3/4 INTERSECTION WITH MEDIAN U TURNS, EXTEND TURN LANES AT INTERSECTION, DRAINAGE & LIGHTING	1.2	SH	GRADE,SURFACE & BRIDGE	HSIP	910,300	819,270	0	0	91,030	0
1844	US 61	1913-72	MNDOT	TH 55, HASTINGS - SIGNAL REPLACEMENT	0.0	SC	TRAFFIC SIGNAL REVISION	SF LF	175,000	0	0	0	131,000	44,000
1845	US 61	6222-168	MNDOT	FROM RAMSEY CTY ROAD 30 (LARPEN TEUR AVE) TO N JCT RAMSEY CTY ROAD 9/FRENCHMAN RD- COORDINATION & RETIMING OF SIGNALS INCLUDING CCTV CAMERAS & MESSAGE SIGNS & UPGRADING SIGNAL CABINETS FOR FUTURE TRANSIT SIGNAL PRIORITY	12.3	TM	PARK AND RIDE	CMAQ	1,776,228	1,420,982	0	0	355,246	0
1846	MN 62	2774-16	MNDOT	UNDER PENN AVE & UNDER XERXES AVE IN MPLS, EDINA, & RICHFIELD-REDECK BRS 7268 & 27504 AND REPLACE APPROACH PANELS	0.0	BI	REDECK	NHS	1,590,000	1,272,000	0	0	318,000	0

Seq #	Route System	Project Number	Agency	Description	Miles	Program	Type of Work	Proposed Funds	Total	FHWA	AC	FTA	TH	Other
1847	MN 62	2774-18	MNDOT	**BP08**AT PENN AVE IN RICHFIELD-PARK AND RIDE (CHAPTER 152 TRANSIT ADVANTAGE BONDS)	0.0	AM	GRADE AND SURFACE	BF	3,704,621	0	0	0	0	3,704,621
1848	MN 62	2775-21	MNDOT	FROM MN77 TO 45TH AVE SOUTH IN MPLS - REPLACE LIGHTING SYSTEMS	2.1	SC	LIGHTING	SF	375,500	0	0	0	375,500	0
1849	MN 65	0207-96	MNDOT	49TH AVE NE/ANOKA CSAH 4 - SIGNAL REPLACEMENT	0.0	SC	TRAFFIC SIGNAL REVISION	SF LF	250,000	0	0	0	125,000	125,000
1850	MN 65	0207-98	MN/DOT	AT 80TH AVE NE OVER TH65 IN SPRING LAKE PARK-REPLACE PED BRIDGE 02022 WITH 12' BRIDGE & ADA RAMPS	0.0	BR	BRIDGE REPLACEMENT	NHS	1,110,000	888,000	0	0	222,000	0
1851	MN 65	0208-137	MN/DOT	TH 10 TO ANOKA CSAH 14 IN BLAINE-SIGNS FOR BUS SHOULDER	4.4	TM	TRAFFIC MGMT. SYSTEM	SF	25,000	0	0	0	25,000	0
1852	MN 65	2710-42	MN/DOT	NORTH OF 14TH AVE IN MPLS-REPLACE RAILROAD BRIDGE 90446 & RAISE CLEARANCE, DRAINAGE	0.0	BR	BRIDGE REPLACEMENT	SF	11,665,000	0	0	0	11,665,000	0
1853	I 94	6283-174	MNDOT	TH 61 TO MCKNIGHT & ON TH 120 FROM CONWAY AVE TO I94 - REPAIR OR REPLACE DETERIORATING PIPES, STRUCTURES & APRONS	1.4	DR	STORM SEWER REPAIR	SF	610,000	0	0	0	610,000	0
1854	I 94	8281-03	MN/DOT	OVER ST. CROIX RIVER AT LAKELAND, MN/HUDSON, WI-EPOXY BRIDGE DECK SEALANT ON BRIDGES 9400 & 82800 (WI LET)	0.2	BI	BRIDGE REPAIR OTHER	SF LF	2,247,000	0	0	0	1,123,500	1,123,500
1855	I 94	8282-114	MNDOT	**BP08**AT MANNING AVE IN WOODBURY - PARK AND RIDE (CHP 152 TRANSIT ADVANTAGE BONDS)	0.0	AM	GRADE AND SURFACE	BF	5,719,481	0	0	0	0	5,719,481
1856	MN 95	1305-24	MNDOT	ISANTI CO LINE TO I94 - SIGN REPLACEMENT	57.8	SC	SIGNING	SF	600,000	0	0	0	600,000	0
1857	MN 95	8209-46	MN/DOT	AT NE QUAD I-94 IN LAKELAND-MODIFY, EXPAND, & CHIP SEAL PARK & RIDE LOT, INSTALL CAMERAS, BIKE PARKING, LIGHTING AND DRAINAGE	0.0	TM	PARK AND RIDE	SF	185,000	0	0	0	185,000	0
1858	MN 100	2755-90	MN/DOT	AT BASS LAKE ROAD & AT BROOKLYN BLVD BOTH OVER TH 100 IN BROOKLYN CENTER-REDECK BRIDGES 27041 & 27038, REPLACE APPROACH PANELS, SIGNAL INTERCONNECT AND SIGNING	0.0	BI	BRIDGE REPAIR OTHER	NHS	3,710,000	2,968,000	0	0	742,000	0
1859	MN 101	1009-22	MNDOT	FROM CARVER CSAH 18(LYMAN BLVD) TO CARVER CSAH 14(PIONEER TR) IN CHANHASSEN-RECONSTRUCT TO 4-LN RDWY	1.1	AM	GRADE AND SURFACE	SF	1,900,000	0	0	0	1,900,000	0
1860	MN 149	1917-42	MNDOT	TH 110 TO SMITH AVE - SIGN REPLACEMENT	2.6	SC	SIGNING	SF	250,000	0	0	0	250,000	0
1861	US 169	2750-74	MNDOT	FROM HENNEPIN COUNTY ROAD 30 IN OSSEO TO US 10 IN ANOKA - SIGN REPLACEMENT	5.8	SC	SIGNING	SF	400,000	0	0	0	400,000	0

Seq #	Route System	Project Number	Agency	Description	Miles	Program	Type of Work	Proposed Funds	Total	FHWA	AC	FTA	TH	Other
1862	US 169	2750-75	MNDOT	AT 93RD AVENUE (HENNEPIN CSAH 30) IN BROOKLYN PARK AND OSSEO-CONVERT EXISTING INTERSECTION TO A FOLDED DIAMOND HALF INTERCHANGE (INTERCHANGE BONDS)	0.0	RC	GRADE,SURFACE & BRIDGE	SF BF	11,975,000	0	0	0	5,975,000	6,000,000
1863	MN 169	2772-96	MN/DOT	OVER NINE MILE CREEK IN EDINA, OVER EXCELSIOR BLVD, 3RD AVE AND RR & OVER 2ND ST IN HOPKINS-REHAB BRIDGES 27568, 27586 & 27587, GUARDRAIL	1.7	BI	BRIDGE REPAIR OTHER	SF	1,675,000	0	0	0	1,675,000	0
1864	US 169	2776-03AC2	MN/DOT	HIGHWAY 169/1494 INTERCHANGE IMPROVEMENTS, MN(AC PAYBACK 2 OF 3)	0.2	MC	GRADE,SURFACE & BRIDGE	UG	8,000,000	8,000,000	0	0	0	0
1865	US 169	7005-88	MN/DOT	MARSCHALL RD(SCOTT CSAH 17) TO SB 3RD LANE DROP, SHAKOPEE-TRAFFIC MGMT SYSTEM	2.3	TM	TRAFFIC MGMT. SYSTEM	SF	500,000	0	0	0	500,000	0
1866	MN 252	2748-59	MNDOT	AT 66TH AVE N IN BROOKLYN CENTER-REPLACE EB 66TH AVE FREE RIGHT AT TH 252 WITH RIGHT TURN LANE & REPLACE TRAFFIC SIGNAL, ADA UPGRADES, NEW DRAINAGE STRUCTURES	0.0	SC	GRADE AND SURFACE	SF LF	350,000	0	0	0	225,000	125,000
1867	MN 280	6242-9472	MNDOT	UNIVERSITY AVE OVER TH 280 AND CEDAR AVE OVER I-35E IN ST PAUL-REPAIR/MODIFY BRS 9472 & 62889 FOR CENT CORR LRT-DEBT MGMT	0.0	BI	BRIDGE REPAIR OTHER	SF	425,000	0	0	0	425,000	0
1868	MN 284	1014-15	MN/DOT	E 10TH ST, WACONIA-CONSTRUCT ROUNDABOUT	0.0	AM	SPOT IMPROVEMENT	SF LF	1,000,000	0	0	0	400,000	600,000
1869	I 394	2789-133	MN/DOT	WB TO I494 NB & SB EXIT RAMPS, MINNETONKA - MODIFY CO RD-CONVERT TO INDIVIDUAL EXITS FOR I394 WB TO I494 NB & SB, M/O	0.3	SC	GRADE AND SURFACE	SF	690,000	0	0	0	690,000	0
1870	I 494	2785-364	MNDOT	FROM 35W TO TH 100 IN BLOOMINGTON AND RICHFIELD - ADD AUXILIARY LANE IN WB DIRECTION, NOISE WALL, DRAINAGE, PONDING, LIGHTING AND TMS	1.9	MC	GRADE AND SURFACE	NHS	8,230,000	6,584,000	0	0	1,646,000	0
1871	I 494	2785-367	MNDOT	FROM JUST W OF 34TH AVE TO JUST W OF FRANCE AVE IN BLOOMINGTON-MILL & OVERLAY, CONSTRUCT WB AUX LANE FROM PORTLAND AVE TO NICOLLET AVE, MEDIAN BARRIER, DRAINAGE, RETAINING WALLS & TMS	5.3	RS	MILL AND OVERLAY	IM	15,115,000	13,603,500	0	0	1,511,500	0
1872	I 494	2785-378	MN/DOT	XERXES AVE BRIDGE OVER I-494 IN BLOOMINGTON-REPLACE BRIDGE #9126 AND APPROACH PANELS. ALSO INCLUDES RECONSTRUCTION OF XERXES AVE (JUST TO THE NORTH AND SOUTH OF THE BRIDGE) AND SOUTHTOWN BLVD (JUST EAST AND WEST OF THE INTERSECTION WITH XERXES AVE)	0.0	BR	BRIDGE REPLACEMENT	IM	6,835,000	6,151,500	0	0	683,500	0
1873	I 494	2785-388	MNDOT	**TED** AT 34TH AVE S IN BLOOMINGTON -INTERCHANGE CONSTRUCTION (TED INTERCHANGE FUNDS)	0.4	AM	GRADE AND SURFACE	BF	6,000,000	0	0	0	0	6,000,000

Seq #	Route System	Project Number	Agency	Description	Miles	Program	Type of Work	Proposed Funds	Total	FHWA	AC	FTA	TH	Other
1874	MN 610	2771-37E	MN/DOT	**MN266** TH 610 CONSTRUCTION-ROADWAY IMPROVEMENTS (2010 APPROPRIATIONS ACT-STP)	5.1	MC	GRADE,SURFACE & BRIDGE	HPP	399,932	399,932	0	0	0	0
1875	I 694	6285-146	MN/DOT	AT RAMSEY COUNTY ROAD F IN ARDEN HILLS - NEW SIGNAL INSTALLATION (DE-BUNDLED FROM 6285-135)	0.0	SC	TRAFFIC SIGNAL INST.	STP LF	200,000	106,720	0	0	26,680	66,600
1876	I 694	6285-147	MN/DOT	FROM I35W IN ARDEN HILLS TO VICTORIA STREET (RAMSEY CSAH 52) IN SHOREVIEW - CABLE MEDIAN GUARDRAIL (DE-BUNDLED FROM 6285-135)	2.7	SC	MEDIAN BARRIER	NHS	210,000	189,000	0	0	21,000	0
1877	I 694	6286-55	MNDOT	FROM US 61 TO CENTURY AVE IN WHITE BEAR LAKE - REPLACEMENT OF INTERCHANGE LIGHTING	2.2	SC	LIGHTING	SF	620,000	0	0	0	620,000	0
1878	US 952	1908-82	MNDOT	EAST BERNARD ST/DAKOTA MSAS 114, WEST ST PAUL - SIGNAL REPLACEMENT	0.0	SC	TRAFFIC SIGNAL REVISION	SF LF	250,000	0	0	0	125,000	125,000
1879	MN 952A	2770-01	MN/DOT	3RD AVE RAMP IN MPLS FROM NW END OF BR 27816 N TO JCT OF I94 & WB RAMP FROM WASHINGTON AVE - BUS SHOULDER REPLACEMENT	1.1	RD	SHOULDER REPLACEMENT	SF	1,020,000	0	0	0	1,020,000	0
1880	MN 999	8825-212	MN/DOT	METROWIDE - RELAMP IN ONE QUADRANT	0.0	SC	LIGHTING	SF	450,000	0	0	0	450,000	0
1881	MN 999	8825-356	MNDOT	METROWIDE ADA SIGNAL UPGRADES	0.0	SC	TRAFFIC SIGNAL REVISION	SF	100,000	0	0	0	100,000	0
1882	MN 999	8825-366	MN/DOT	METROWIDE - REPLACE DMS, COMMUNICATIONS & CONTROLLERS	0.0	TM	TRAFFIC MGMT. SYSTEM	SF	500,000	0	0	0	500,000	0
1883	MN 999	TRLF-RW-13	MN/DOT	REPAYMENT, FY 2013, TRLF LOANS USED FOR RIGHT OF WAY PURCHASE ON THS 212 & 65	0.0	RW	RIGHT OF WAY	SF	2,244,000	0	0	0	2,244,000	0
1884	MN 999	880M-ADA-13	MNDOT	**ADA** METRO SETASIDE FOR ADA PROJECT FOR FY 2013	0.0	SC	CURB & GUTTER	STP	1,080,000	860,000	0	0	220,000	0
1885	MN 999	880M-RW-13	MN/DOT	METRO SETASIDE FOR RIGHT OF WAY FOR FY 2013	0.0	RW	RIGHT OF WAY	SF	19,000,000	0	0	0	19,000,000	0
1886	MN 999	880M-SAS-13	MNDOT	DISTRICTWIDE SETASIDES - 2013	0.0	NA	MISCELLANEOUS	NHS	61,180,000	8,456,000	0	0	52,724,000	0
									\$806,842,324	\$243,470,397	\$0	\$220,011,336	\$123,917,284	\$219,443,307

Seq #	Route System	Project Number	Agency	Description	Miles	Program	Type of Work	Proposed Funds	Total	FHWA	AC	FTA	TH	Other
1887	BB	CCLRT-14	MET TRANSIT	SECT 5309: CENTRAL CORRIDOR LIGHT RAIL TRANSIT PROJECT-NEW START FFGA 2014 APPROPRIATION	0.0	B3	GRADE AND SURFACE	FTA	117,564,590	0	0	98,443,694	0	19,120,896
1888	BB	TRF-0031-14	MN/DOT	SECT 5311: METROPOLITAN COUNCIL RURAL TRANSIT OPERATING ASSISTANCE	0.0	OB	OPERATE BUS	FTA	4,223,000	0	0	1,028,600	0	3,194,400
1889	BB	TRF-TCMT-14	MET COUNCIL-MT	SECT 5307: TWIN CITIES MET COUNCIL MT-ASSOCIATED CAPITAL MAINTENANCE-BUS	0.0	B9	BUS GRANT CAPITAL IMPROVEMENT	FTA	2,881,876	0	0	2,305,501	0	576,375
1890	BB	TRF-TCMT-14A	MET COUNCIL-MT	SECT 5307: TWIN CITIES MET COUNCIL MT-CAPITAL LEASE-TIRES	0.0	B9	PURCHASE BUS	FTA	2,257,413	0	0	1,805,930	0	451,483
1891	BB	TRF-TCMT-14AA	MET COUNCIL-MT	SECT 5307: TWIN CITIES MET COUNCIL MT-OPERATIONS COMMUNICATIONS & CONTROL CAPITAL EQUIPMENT, HARDWARE & SOFTWARE REPLACEMENT & EXPANSION	0.0	B9	BUS GRANT CAPITAL IMPROVEMENT	FTA	750,000	0	0	600,000	0	150,000
1892	BB	TRF-TCMT-14AB	MET COUNCIL-MT	SECT 5309: TWIN CITIES MET COUNCIL MT-OVERHAUL LIGHT RAIL VEHICLES & ASSOCIATED LRV EQUIPMENT	0.0	B3	BUS GRANT CAPITAL IMPROVEMENT	FTA	650,000	0	0	520,000	0	130,000
1893	BB	TRF-TCMT-14AC	MET COUNCIL-MT	SECT 5307: TWIN CITIES MET COUNCIL MT-FARE COLLECTION CAPITAL EQUIPMENT, HARDWARE & SOFTWARE REPLACEMENT & EXPANSION	0.0	B9	BUS GRANT CAPITAL IMPROVEMENT	FTA	1,626,200	0	0	1,300,960	0	325,240
1894	BB	TRF-TCMT-14B	MET COUNCIL-MT	SECT 5307: TWIN CITIES MET COUNCIL MT-BUS ACQUISITION	0.0	B9	PURCHASE BUS	FTA	44,972,401	0	0	35,977,921	0	8,994,480
1895	BB	TRF-TCMT-14C	MET COUNCIL-MT	SECT 5307: TWIN CITIES MET COUNCIL MT-PREVENTIVE MAINTENANCE	0.0	B9	BUS GRANT CAPITAL IMPROVEMENT	FTA	8,600,000	0	0	6,880,000	0	1,720,000
1896	BB	TRF-TCMT-14D	MET COUNCIL-MT	SECT 5307: TWIN CITIES MET COUNCIL MT-SECURITY/SAFETY FOR 1%	0.0	B9	BUS GRANT CAPITAL IMPROVEMENT	FTA	587,000	0	0	469,600	0	117,400
1897	BB	TRF-TCMT-14E	MET COUNCIL-MT	SECT 5307: TWIN CITIES MET COUNCIL MT-TRANSIT ENHANCEMENTS 1%	0.0	B9	BUS GRANT CAPITAL IMPROVEMENT	FTA	845,000	0	0	676,000	0	169,000
1898	BB	TRF-TCMT-14F	MET COUNCIL-MT	SECT 5307: TWIN CITIES MET COUNCIL MT-TRANSIT BUSINESS COMPUTER HW & SW	0.0	B9	BUS GRANT CAPITAL IMPROVEMENT	FTA	1,707,000	0	0	1,365,600	0	341,400
1899	BB	TRF-TCMT-14G	MET COUNCIL-MTS	SECT 5307: TWIN CITIES MET COUNCIL MTS-VANGO CAP COST OF CONTRACTING	0.0	B9	BUS GRANT CAPITAL IMPROVEMENT	FTA	625,000	0	0	500,000	0	125,000

Seq #	Route System	Project Number	Agency	Description	Miles	Program	Type of Work	Proposed Funds	Total	FHWA	AC	FTA	TH	Other
1900	BB	TRF-TCMT-14H	MET COUNCIL-MTS	SECT 5307: TWIN CITIES MET COUNCIL MTS-METRO MOBILITY CAPITAL COST OF CONTRACTING FOR SERVICES	0.0	B9	BUS GRANT CAPITAL IMPROVEMENT	FTA	5,312,500	0	0	4,250,000	0	1,062,500
1901	BB	TRF-TCMT-14J	MET COUNCIL-MTS	SECT 5307: TWIN CITIES MET COUNCIL MTS-REGIONAL FLEET CAPITAL COST OF CONTRACTING	0.0	B9	BUS GRANT CAPITAL IMPROVEMENT	FTA	3,125,000	0	0	2,500,000	0	625,000
1902	BB	TRF-TCMT-14K	MET COUNCIL-U OFM	SECT 5307: TWIN CITIES MET COUNCIL U OF M-U OF MN BUS ACQUISITION	0.0	B9	PURCHASE BUS	FTA	375,000	0	0	300,000	0	75,000
1903	BB	TRF-TCMT-14L	MET COUNCIL-MTS	SECT 5307: TWIN CITIES MET COUNCIL MTS-MTS BUS ACQUISITION	0.0	B9	PURCHASE BUS	FTA	17,700,000	0	0	14,160,000	0	3,540,000
1904	BB	TRF-TCMT-14M	MET COUNCIL-MTS	SECT 5307: TWIN CITIES MET COUNCIL MTS-PREVENTIVE MAINTENANCE - SWT	0.0	B9	BUS GRANT CAPITAL IMPROVEMENT	FTA	595,000	0	0	476,000	0	119,000
1905	BB	TRF-TCMT-14N	MET COUNCIL-MTS	SECT 5307: TWIN CITIES MET COUNCIL MTS-COP PAYMENT FOR EAGAN BUS GARAGE EXPANSION - MVTA	0.0	B9	BUS GRANT CAPITAL IMPROVEMENT	FTA	500,000	0	0	400,000	0	100,000
1906	BB	TRF-TCMT-14Q	MET COUNCIL-MT	SECT 5309: FIXED GUIDEWAY: TWIN CITIES MET COUNCIL MT-LRT ASSOCIATED CAPITAL MAINTENANCE	0.0	B3	BUS GRANT CAPITAL IMPROVEMENT	FTA	870,000	0	0	696,000	0	174,000
1907	BB	TRF-TCMT-14R	MET COUNCIL-MT	SECT 5309: FIXED GUIDEWAY: TWIN CITIES MET COUNCIL MT-LRVs	0.0	B3	BUS GRANT CAPITAL IMPROVEMENT	FTA	13,300,000	0	0	10,640,000	0	2,660,000
1908	BB	TRF-TCMT-14S	MET COUNCIL-MT	SECT 5307: TWIN CITIES MET COUNCIL MT-FTH2	0.0	B9	BUS GRANT CAPITAL IMPROVEMENT	FTA	15,000,000	0	0	12,000,000	0	3,000,000
1909	BB	TRF-TCMT-14T	MET COUNCIL-MT	SECT 5307: TWIN CITIES MET COUNCIL MT-NEW POLICE FACILITY	0.0	B9	BUS GRANT CAPITAL IMPROVEMENT	FTA	1,000,000	0	0	800,000	0	200,000
1910	BB	TRF-TCMT-14U	MET COUNCIL-MT	SECT 5307: TWIN CITIES MET COUNCIL MT-I94 AT MANNING AVE PARK & RIDE	0.0	B9	BUS GRANT CAPITAL IMPROVEMENT	FTA	8,250,000	0	0	6,600,000	0	1,650,000
1911	BB	TRF-TCMT-14V	MET COUNCIL-MT	SECT 5307: TWIN CITIES MET COUNCIL MT-DOWNTOWN MPLS LAYOVER	0.0	B9	BUS GRANT CAPITAL IMPROVEMENT	FTA	7,000,000	0	0	5,600,000	0	1,400,000
1912	BB	TRF-TCMT-14W	MET COUNCIL-MT	SECT 5307: TWIN CITIES MET COUNCIL MT-WOODBURY PARK & RIDE EXPANSION	0.0	B9	BUS GRANT CAPITAL IMPROVEMENT	FTA	2,850,000	0	0	2,280,000	0	570,000

Seq #	Route System	Project Number	Agency	Description	Miles	Program	Type of Work	Proposed Funds	Total	FHWA	AC	FTA	TH	Other
1913	BB	TRF-TCMT-14X	MET COUNCIL-MT	SECT 5307: TWIN CITIES MET COUNCIL MT-FORT SNELLING P&R EXPANSION	0.0	B9	BUS GRANT CAPITAL IMPROVEMENT	FTA	1,000,000	0	0	800,000	0	200,000
1914	BB	TRF-TCMT-14Y	MET COUNCIL-MT	SECT 5307: TWIN CITIES MET COUNCIL MT-DOWNTOWN ST PAUL PASSENGER FACILITY IMPROVEMENTS	0.0	B9	BUS GRANT CAPITAL IMPROVEMENT	FTA	1,000,000	0	0	800,000	0	200,000
1915	BB	TRF-TCMT-14Z	MET COUNCIL-MT	SECT 5307: TWIN CITIES MET COUNCIL MT-ENERGY IMPROVEMENT	0.0	B9	BUS GRANT CAPITAL IMPROVEMENT	FTA	1,000,000	0	0	800,000	0	200,000
1916	BB	TRS-7068-14	MNDOT	HEARTLAND EXPRESS-PURCHASE CLASS 400 BUS	0.0	TR	PURCHASE BUS	STP	72,000	57,600	0	0	0	14,400
1917	BB	TRS-TCMT-11B	SOUTHWEST TRANSIT	CMAQ: PURCHASE 15 BUSES FOR EXPRESS SERVICE	0.0	TR	BUS GRANT CAPITAL IMPROVEMENT	CMAQ	8,250,000	6,600,000	0	0	0	1,650,000
1918	CMAQ	TRS-TCMT-14	MVTA	CMAQ: PURCHASE SIX BUSES & FUND STARTUP OPERATIONS FOR SERVICE BETWEEN SOUTH METRO & DOWNTOWN ST. PAUL ALONG I-35E, TH 13 & OTHER ROADWAYS	0.0	TR	PURCHASE BUS	CMAQ	3,606,923	2,885,538	0	0	0	721,385
1919	CMAQ	TRS-TCMT-14A	MET COUNCIL-MT	CMAQ: CENTRAL CORRIDOR OPERATING COSTS ON UNIVERSITY AVE BETWEEN DOWNTOWN MPLS & DOWNTOWN ST. PAUL	0.0	TR	OPERATE BUS	CMAQ	13,839,259	7,000,000	0	0	0	6,839,259
1920	CMAQ	TRS-TCMT-14B	MET COUNCIL-MT	CMAQ: ON I-94 NEAR MANNING AVE IN LAKE ELMO- CONSTRUCT PARK & RIDE	0.0	TR	GRADE AND SURFACE	CMAQ	11,428,823	7,280,000	0	0	0	4,148,823
1921	CMAQ	TRS-TCMT-14C	MET COUNCIL-MT	CMAQ TDM: ACTIVITIES TO REDUCE SOV USE BY VAN POOLS, CAR POOL & RIDE MATCHING PROGRAMS, MARKETING, TRANSIT RIDERSHIP INCENTIVES BY SUPPORTING SEVERAL TRANSPORTATION MANAGEMENT ORGANIZATIONS.	0.0	TM	PLANNING	CMAQ	4,375,000	3,500,000	0	0	0	875,000
1922	CMAQ	TRS-TCMT-14D	SHAKOPEE & PRIOR LAKE	CMAQ: EXPANSION SERVICE AND BUSES - SHAKOPEE & PRIOR LAKE	0.0	TR	PURCHASE BUS	CMAQ	1,005,000	804,000	0	0	0	201,000
1923	RR	02-00134	MNDOT	MNR ON 69TH AVE NE, MSAS 305 IN FRIDLEY & SPRING CREEK DR, MUN 1 IN NEW BRIGHTON-INSTALL GATES AT 69TH AVE NE-DUE TO CLOSURE AT SPRING CREEK DRIVE	0.0	SR	RR X-ING IMPROVEMENTS	RRS	260,000	260,000	0	0	0	0
1924	RR	10-00119	MNDOT	TCW ON TACOMA AVENUE, MUN 25 IN NORWOOD YOUNG AMERICA-INSTALL GATES	0.0	SR	RR X-ING IMPROVEMENTS	RRS	225,000	202,500	0	0	0	22,500
1925	RR	27-00303	MNDOT	CP ON VICKSBURG LN, MSAS 156 IN PLYMOUTH-UPGRADE TO GATES OR CONTRIBUTE TO GRADE SEPARATION	0.0	SR	RR X-ING IMPROVEMENTS	RRS	260,000	234,000	0	0	0	26,000

Seq #	Route System	Project Number	Agency	Description	Miles	Program	Type of Work	Proposed Funds	Total	FHWA	AC	FTA	TH	Other
1926	RR	27-00304	MNDOT	PGR ON KELL AVE S, MUN 312 IN BLOOMINGTON-INSTALL GATES	0.0	SR	RR X-ING IMPROVEMENTS	RRS	234,000	210,600	0	0	0	23,400
1927	RR	62-00203	MNDOT	MNNR ON KNOLLWOOD DR, MUN 42 IN NEW BRIGHTON-INSTALL GATES	0.0	SR	RR X-ING IMPROVEMENTS	RRS	234,000	210,600	0	0	0	23,400
1928	RR	70-00123	MNDOT	UP ON CSAH 9 IN JORDAN-UPGRADE TO GATES(CANTILEVERS)	0.0	SR	RR X-ING IMPROVEMENTS	RRS	312,000	280,800	0	0	0	31,200
1929	RR	82-00139	MNDOT	UP ON CENTRAL AVE, MUN 46 IN BAYPORT-INSTALL GATES	0.0	SR	RR X-ING IMPROVEMENTS	RRS	286,000	257,400	0	0	0	28,600
1930	RR	82-00140	MNDOT	UP ON 10TH AVE N, MUN 4 IN BAYPORT-INSTALL GATES	0.0	SR	RR X-ING IMPROVEMENTS	RRS	338,000	304,200	0	0	0	33,800
1931	CR 74	002-596-015	ANOKA COUNTY	ON 221ST AVE NE AT TH 65 IN EAST BETHEL-NEW TRAFFIC SIGNAL INSTALLATION, TURN LANE CONSTRUCTION ON CR 74	0.1	SH	GRADE AND SURFACE	HSIP	1,248,000	1,123,200	0	0	0	124,800
1932	CR 3	002-596-020	ANOKA COUNTY	ON ANOKA CR 3 (COON RAPIDS BLVD) AT SPRINGBROOK DR IN COON RAPIDS - TRAFFIC SIGNAL REBUILD, LENGTHEN TURN LANES	0.2	SH	SPOT IMPROVEMENT	HSIP	520,000	468,000	0	0	0	52,000
1933	CSAH 5	002-605-018	ANOKA COUNTY	ON ANOKA CSAH 5 AT ALPINE DRIVE IN RAMSEY - TRAFFIC SIGNAL, CONSTRUCT LEFT & RIGHT TURN LANES	0.0	SH	GRADE AND SURFACE	HSIP	1,040,000	936,000	0	0	0	104,000
1934	CSAH 11	002-611-032	ANOKA COUNTY	ON ANOKA CSAH 11 (FOLEY BLVD) FROM 101ST TO EGRET IN COON RAPIDS - RECONSTRUCT TO 4 - LN RDWY, NEW SIGNALS, TRAIL	0.0	RC	GRADE AND SURFACE	UG	3,031,600	2,425,280	0	0	0	606,320
1935	CSAH 51	002-651-007	ANOKA COUNTY	FROM ANOKA CSAH 12 TO 121ST AVE IN COON RAPIDS & BLAINE - RECONSTRUCT TO 4 - LANE RDWY, PED/BIKE, SIGNALS	1.5	RC	GRADE AND SURFACE	UG	7,956,000	6,364,800	0	0	0	1,591,200
1936	CSAH 78	002-678-020	ANOKA COUNTY	ON ANOKA CSAH 78 (HANSON BLVD) AT ANOKA CSAH 20 (161ST AVE NW) IN ANDOVER - CONSTRUCT TRAFFIC SIGNAL, TURN LANES AT ALL LEGS	0.2	SH	SPOT IMPROVEMENT	HSIP	936,000	842,400	0	0	0	93,600
1937	CSAH 18	010-618-013	CARVER COUNTY	ON CARVER CSAH 18 (LYMAN BLVD) FROM CARVER CSAH 15 (AUDUBON RD) TO CARVER CSAH 17 (POWERS BLVD) IN CHANHASSEN-RECONSTRUCT TO 4 - LN RDWY	0.6	RC	GRADE AND SURFACE	UG	6,222,000	4,977,600	0	0	0	1,244,400
1938	CSAH 32	019-632-028	DAKOTA COUNTY	ON DAKOTA CSAH 32 AT NICOLLET AVE IN BURNSVILLE-CONSTRUCT WB LEFT TURN LANE AND CHANNELIZATION	0.0	SH	GRADE AND SURFACE	HSIP	364,000	327,600	0	0	0	36,400
1939	CSAH 5	027-605-029	HENNEPIN COUNTY	HENNEPIN CSAH 5 (FRANKLIN AVE) OVER W RIVER RD & MISSISSIPPI RIVER - RECONDITION BR 2441	0.2	BR	BRIDGE REPAIR OTHER	BR	19,200,000	8,320,000	0	0	0	10,880,000

Seq #	Route System	Project Number	Agency	Description	Miles	Program	Type of Work	Proposed Funds	Total	FHWA	AC	FTA	TH	Other
1940	CSAH 61	027-661-046	HENNEPIN COUNTY	FROM CSAH 3 (EXCELSIOR BLVD) TO NO OF TH 7 IN HOPKINS & MINNETONKA - UPGRADE TO A 4 - LANE RDWY, INTERSECTION IMPROVEMENTS	0.7	RC	GRADE AND SURFACE	UG	10,000,000	7,280,000	0	0	0	2,720,000
1941	CSAH 31	062-631-009	RAMSEY COUNTY	ON RAMSEY CSAH 31 (MARYLAND AVE) AT PAYNE AVE IN ST PAUL - TRAFFIC SIGNAL REBUILD, DEVELOP DEDICATED LEFT TURN LANES	0.2	SH	SPOT IMPROVEMENT	HSIP	1,663,951	1,497,556	0	0	0	166,395
1942	CSAH 31	062-631-010	RAMSEY COUNTY	ON RAMSEY CSAH 31 (MARYLAND AVE) AT ARKWRIGHT ST IN ST PAUL - TRAFFIC SIGNAL REBUILD, CONSTRUCT LEFT TURN LANES	0.2	SH	SPOT IMPROVEMENT	HSIP	1,575,354	1,417,819	0	0	0	157,535
1943	PED/BIKE	062-636-006	RAMSEY COUNTY	CONSTRUCT TWO GRADE - SEPARATED PED CROSSINGS OF ACCESS RAMPS FROM CHILDS RD TO WARNER RD IN ST PAUL	0.0	EN	PEDESTRIAN BIKE BRIDGE	TEA	3,437,000	1,040,000	0	0	0	2,397,000
1944	PED/BIKE	070-701-008	SCOTT COUNTY	ALONG CSAH 101 FROM RIVER RD/STAGECOACH RD TO SHENANDOAH DR IN SHAKOPEE - CONSTRUCT PED/BIKE TRAIL	3.8	EN	PEDESTRIAN BIKE TRAIL	TEA	1,300,000	1,040,000	0	0	0	260,000
1945	PED/BIKE	091-090-068	MPLS PARK/REC BOARD	FROM FRANKLIN AVE N TO CENTRAL RIVERFRONT PARK IN MPLS - CONSTRUCT WEST RIVER PKWY TRAIL IMPROVEMENTS	0.0	EN	PED/BIKE IMPROVEMENT	TEA	1,202,500	962,000	0	0	0	240,500
1946	PED/BIKE	091-090-071	MPLS PARK/REC BOARD	ALONG THE WEST BANK OF MISS RIVER - JAMES I RICE PKWY TRAIL IMPROVEMENTS & CONNECTIONS	0.0	EN	PED/BIKE IMPROVEMENT	TEA	1,040,000	832,000	0	0	0	208,000
1947	PED/BIKE	091-090-072	THREE RIVERS PARK DISTRICT	OVER HENNEPIN CSAH 19 IN SHOREWOOD & TONKA BAY - CONSTRUCT LAKE MINNETONKA LRT REGIONAL TR PED/BIKE BRIDGE	0.0	EN	PEDESTRIAN BIKE BRIDGE	TEA	2,000,000	1,040,000	0	0	0	960,000
1948	PED/BIKE	091-090-074	THREE RIVERS PARK DISTRICT	CONSTRUCT INTERCITY TRAIL FROM NOKOMIS PKWY IN MPLS TO THE MALL OF AMERICA IN BLOOMINGTON	3.8	BT	PEDESTRIAN BIKE TRAIL	UG	7,150,000	5,720,000	0	0	0	1,430,000
1949	PED/BIKE	091-090-075	THREE RIVERS PARK DISTRICT	CONSTRUCT CRYSTAL LAKE REGIONAL TRAIL FROM THE MPLS GRAND ROUNDS TRAIL NETWORK TO THE TWIN CITIES REGIONAL TRL NETWORK IN ROBBINSDALE, BRS, SHELTERS, KIOSKS	2.0	BT	PEDESTRIAN BIKE TRAIL	UG	2,704,000	2,163,200	0	0	0	540,800
1950	PED/BIKE	098-090-007	HANOVER	ALONG HENNEPIN CSAH 19 IN HANOVER - CONSTRUCT BIT PED/BIKE TRAIL	0.0	EN	ENHANCEMENT	TEA	270,291	216,233	0	0	0	54,058
1951	PED/BIKE	103-090-002	ANOKA	FROM MAIN ST TO THE STATE HOSPITAL IN ANOKA - CONSTRUCT THE RUM RIVER TR, & INTERPRETIVE/EDUCATIONAL FOR THE HENRY HAMMER TR	1.2	EN	PED/BIKE IMPROVEMENT	TEA	988,000	790,400	0	0	0	197,600
1952	PED/BIKE	107-425-008	BLOOMINGTON	HYLAND TRL CORRIDOR FROM 105TH ST/MARYLAND RD TO THE BLOOMINGTON FERRY RD TRAILHEAD NEAR THE MN RIVER IN BLOOMINGTON - CONSTRUCT TRAIL	1.3	EN	PEDESTRIAN BIKE TRAIL	TEA	674,700	539,760	0	0	0	134,940

Seq #	Route System	Project Number	Agency	Description	Miles	Program	Type of Work	Proposed Funds	Total	FHWA	AC	FTA	TH	Other
1953	EN	138-010-012	RAM-WASH METRO WATER DIST	KELLER LAKE WATER-QUALITY IMPROVEMENT PROJECT - MITIGATE HWY 36 & HWY 61 RUNOFF BY CHANNELING STORMWATER THROUGH 3 WETLAND TREATMENT PONDS	0.0	EN	ENHANCEMENT	TEA	910,000	248,258	0	0	0	661,742
1954	MN 36	138-010-018	MAPLEWOOD	FROM HAZELWOOD AVE TO TH 61 IN MAPLEWOOD - CONSTRUCT INTERCHANGE AT ENGLISH ST	1.2	RC	GRADE,SURFACE & BRIDGE	UG	10,100,000	7,280,000	0	0	0	2,820,000
1955	PED/BIKE	141-090-038	MINNEAPOLIS	OVER THE MISS RIVER FROM U OF M EAST TO WEST BANK IN MPLS - REHABILITATE & PAINT BR 9 (MN BR 94246)	0.0	EN	BRIDGE REPAIR	TEA	1,300,000	1,040,000	0	0	0	260,000
1956	PED/BIKE	164-090-013	SAINT PAUL	FROM JACKSON ST TO CAYUGA ST IN SAINT PAUL - CONSTRUCT TROUT BROOK REGIONAL TR ON ABANDONED RAILWAY	1.0	EN	PEDESTRIAN BIKE TRAIL	TEA	747,500	598,000	0	0	0	149,500
1957	EN	164-213-007	SAINT PAUL	ON WESTERN AVE FROM ST ANTHONY TO UNIV & FROM CONCORDIA TO SELBY - STREETScape, LIGHTING	0.7	EN	ENHANCEMENT	TEA	1,425,000	1,040,000	0	0	0	385,000
1958	US 952A	173-010-007	WEST ST PAUL	ON ROBERT ST FROM MENDOTA RD TO ANNAPOLIS ST IN W ST PAUL - WIDENING, MILL & OVERLAY, LANDSCAPING	2.5	RC	GRADE AND SURFACE	UG	10,383,000	7,280,000	0	0	0	3,103,000
1959	PED/BIKE	179-090-004	BURNSVILLE	FROM I-35W TO TH 77 ALONG MN RIVER IN BURNSVILLE - CONSTRUCT BIG RIVERS REGIONAL TRAIL	3.5	EN	PEDESTRIAN BIKE TRAIL	TEA	1,300,000	1,040,000	0	0	0	260,000
1960	PED/BIKE	188-118-004AC	LAKEVILLE	ON KENRICK AVE BETWEEN 185TH ST & 205TH ST, ALONG MARION LAKE BETWEEN KENRICK AVE & 195TH ST- CONSTRUCT TRAIL, PURCHASE 14 ACRES FOR PARK & CONSTRUCT TRAIL IN PARK ALONG MARION LAKE (AC PAYBACK 1 OF 1)	0.0	EN	PED./BIKE IMPROVEMENT	TEA	1,040,000	1,040,000	0	0	0	0
1961	CR 202	189-113-004	MAPLE GROVE	ON CR 202 (ZACHARY LN) AT 101ST AVE IN MAPLE GROVE - CONSTRUCT ROUNDABOUT, WIDEN ZACHARY LANE	0.2	SH	GRADE AND SURFACE	HSIP	1,040,000	936,000	0	0	0	104,000
1962	MN 36	8214-114L	STILLWATER	**MN191**ST CROIX RIVER X-ING, STILLWATER - (MN)TH 36/(WI) TH 64-DESIGN, RIGHT OF WAY & CONSTRUCTION OF UTILITY RELOCATION FOR REPLACEMENT OF BR 4654 (SAFETEA-LU)	2.3	RW	RIGHT OF WAY	HPP	4,330,875	3,464,700	0	0	0	866,175
1963	MN 3	1908-83	MNDOT	AT TH 110 (ROBERT TR) IN SUNFISH LAKE-REPLACE TRAFFIC SIGNAL	0.0	SC	TRAFFIC SIGNAL REVISION	SF	400,000	0	0	0	400,000	0
1964	MN 7	2706-214	MNDOT	AT SHADY OAK RD (HENNEPIN CSAH 61) IN MINNETONKA - TRAFFIC SIGNAL REBUILD	0.0	SC	TRAFFIC SIGNAL REVISION	SF LF	250,000	0	0	0	125,000	125,000
1965	MN 7	2706-225	MNDOT	AT OAK ST (HENNEPIN CSAH 19) IN SHOREWOOD - SIGNAL REPLACEMENT & TURN LANE EXTENSION	0.0	SC	TRAFFIC SIGNAL REVISION	SF LF	255,000	0	0	0	190,000	65,000

Seq #	Route System	Project Number	Agency	Description	Miles	Program	Type of Work	Proposed Funds	Total	FHWA	AC	FTA	TH	Other
1966	MN 7	2706-227	MNDOT	AT 5TH AVE N/OAKRIDGE RD IN HOPKINS - TRAFFIC SIGNAL REBUILD	0.0	SC	TRAFFIC SIGNAL REVISION	SF LF	250,000	0	0	0	125,000	125,000
1967	US 8	1301-109	MNDOT	FROM WEST OF SHOQUIST LANE IN CHISAGO CITY TO EAST OF IRENE AVE IN LINDSTROM - LANDSCAPING	2.7	RC	LANDSCAPING	SF	100,000	0	0	0	100,000	0
1968	US 10	6205-37	MN/DOT	I35W TO I694, ARDEN HILLS & MOUNDS VIEW - MILL & OVERLAY, DRAINAGE	2.0	RS	MILL AND OVERLAY	NHS	3,034,000	2,427,200	0	0	606,800	0
1969	MN 25	7003-13	MN/DOT	MN25/TH169 WEST RAMP TERMINAL AS IT INTERSECTS IN BELLE PLAINE - INSTALL SIGNAL SYSTEMS AND NECESSARY EQUIPMENT	0.1	SC	TRAFFIC SIGNAL INST.	SF	250,000	0	0	0	250,000	0
1970	I 35E	6280-308RW4	MN/DOT	**MN209** I-94 TO MARYLAND AVE, ST PAUL - RW & RECONSTRUCTION (SAFETEA-LU)	1.8	RW	RIGHT OF WAY	HPP	912,909	730,327	0	0	182,582	0
1971	I 35E	6281-19	MN/DOT	FROM RAMSEY CR E TO 0.2 MILES S OF RAMSEY CSAH 96 IN VADNAIS HTS-BITUMINOUS MILL & OVERLAY, REPAIR/REPLACE CULVERTS, PIPES & DRAINAGE, LOOP DETECTORS	1.5	RS	MILL AND OVERLAY	SF	1,950,000	0	0	0	1,950,000	0
1972	I 35E	6281-20	MN/DOT	RAMSEY CSAH 96 OVER I35E IN WHITE BEAR LAKE- REDECK BRIDGE 62834, REPLACE APPROACH PANELS, DRAINAGE	0.0	BI	REDECK	IM	1,440,000	1,296,000	0	0	144,000	0
1973	I 35W	0280-68	MNDOT	INTERCHANGES AT S JCT ANOKA CSAH 23 (LAKE DR) IN BLAINE, AT ANOKA CSAH 32 (85TH AVE) IN BLAINE/SHOREVIEW AND AT N JCT ANOKA CSAH 23 (LAKE DR) IN LINO LAKES - REPLACE INTERCHANGE LIGHTING	6.2	SC	TRAFFIC SIGNAL REVISION	SF	235,000	0	0	0	235,000	0
1974	I 35W	2782-295	MNDOT	FROM 42ND ST IN MPLS TO 66TH ST IN RICHFIELD - GATEWAYS LANDSCAPING	4.0	RB	LANDSCAPING	SF	500,000	0	0	0	500,000	0
1975	I 35W	2782-320	MN/DOT	FROM W 94TH ST OVER I35W IN BLOOMINGTON - REPLACE BRIDGE 9053, APPROACH WORK, DRAINAGE, SIDEWALKS, GUARDRAILS, RETAINING WALLS, TMS	1.5	BR	BRIDGE REPLACEMENT	IM	8,525,000	7,452,000	0	0	828,000	245,000
1976	I 35W	2783-128	MN/DOT	NB, UNDER HENN AVE TO STINSON BLVD EXIT RAMP, MPLS - INSTALL DRAINAGE SYSTEM, NB SHOULDER/DITCH	0.3	RS	MILL AND OVERLAY	IM	720,000	648,000	0	0	72,000	0
1977	I 35W	6284-157	MN/DOT	AT RAMSEY CSAH 96 (CTY RD G) OVER I35W IN ARDEN HILLS - REDECK BRIDGE 9577, APPROACH PANEL WORK, GUARDRAIL	0.1	BI	REDECK	IM	1,060,000	954,000	0	0	106,000	0
1978	MN 36	8204-62	MNDOT	FROM I-694 IN PINE SPRINGS TO JUST EAST OF HIGHLANDS TRAIL N. IN GRANT - LANDSCAPING	1.2	MC	LANDSCAPING	SF	50,000	0	0	0	50,000	0

Seq #	Route System	Project Number	Agency	Description	Miles	Program	Type of Work	Proposed Funds	Total	FHWA	AC	FTA	TH	Other
1979	MN 36	8214-114B	MNDOT	**MN191**ST CROIX RIVER X-ING, STILLWATER - (MN) TH 36/(WI) TH 64-DESIGN, RIGHT OF WAY & CONSTRUCTION OF UTILITY RELOCATION FOR REPLACEMENT OF BR 4654 (SAFETEA-LU)	2.3	RW	RIGHT OF WAY	HPP	168,625	134,900	0	0	33,725	0
1980	MN 36	8214-114CC	MNDOT	**MN217**ST CROIX RIVER X-ING AT STILLWATER - (MN) TH 36/(WI) TH 64-DESIGN, MITIGATION IMPLEMENTATION, CONSTRUCT, & ACQUIRE RW (SAFETEA-LU)	2.3	RW	RIGHT OF WAY	HPP	5,031,073	4,024,858	0	0	1,006,215	0
1981	MN 36	8214-114MIT14	MNDOT	OVER ST CROIX RIVER NEAR STILLWATER-MITIGATION ITEMS FOR REPLACEMENT OF RIVER BRIDGE 4654	0.2	BR	BRIDGE REPLACEMENT	BF	1,200,000	0	0	0	0	1,200,000
1982	MN 36	8214-114RW	MNDOT	ST CROIX RIVER X-ING AT STILLWATER - (MN) TH 36/(WI) TH 64-RIGHT OF WAY ACQUISITION	2.3	RW	RIGHT OF WAY	NHS	1,370,000	1,096,000	0	0	274,000	0
1983	MN 36	8217-82045	MNDOT	OVER ST CROIX RIVER NEAR STILLWATER & OAK PARK HEIGHTS-NEW BRIDGE 82045 OVER ST. CROIX RIVER, INCLUDING RAMPS ON & OFF TH 95 (AC PROJECT, PAYBACK IN 2015 & 2016)	0.2	BR	BRIDGE REPLACEMENT	BR BF	345,750,000	89,000,000	71,000,000	0	0	256,750,000
1984	US 52	1905-34	MNDOT	FROM TH 19 IN CANNON FALLS TO 117TH AVE IN INVER GROVE HTS-REMOVE MEDIAN CROSSOVERS, CONSTRUCT LEFT TURN LANE FROM TH52 NB TO 180TH ST E	20.3	SC	TURN LANES	SF	245,000	0	0	0	245,000	0
1985	US 52	1928-57	MNDOT	FROM TH 55 IN INVER GROVE HTS TO I-94 IN ST PAUL-REPLACE SIGNING	9.4	SC	TRAFFIC SIGNAL REVISION	SF	500,000	0	0	0	500,000	0
1986	MN 55	2723-120	MNDOT	AT NIAGARA LANE/PLYMOUTH BLVD IN PLYMOUTH-SIGNAL REBUILD, CONSTRUCT L-TURN LN WB & LENGTHEN EB L-TURN LANE	0.5	SC	TRAFFIC SIGNAL INST.	SF LF	825,000	0	0	0	670,000	155,000
1987	MN 55	2724-119	MNDOT	ON 28TH ST IN MPLS - STORMWATER TUNNEL REPAIRS	0.0	RD	STORM SEWER REPAIR	SF	390,000	0	0	0	390,000	0
1988	MN 55	8825-388	MNDOT	TH55, TH13 & TH 149-COORDINATION & RETIMING OF SIGNALS INCLUDING CCTV CAMERAS, MESSAGE SIGNS AND UPGRADING SIGNAL CABINETS FOR FUTURE TRANSIT SIGNAL PRIORITY	0.0	TM	SIGNALS & CAMERA INSTALLATION	CMAQ	1,172,475	937,980	0	0	234,495	0
1989	US 61	1913-64B	MNDOT	**MN261**HASTINGS BRIDGE 19004(2010 APPROPRIATIONS ACT-STP)	0.8	BR	BRIDGE REPLACEMENT	HPP	435,167	435,167	0	0	0	0
1990	US 61	1913-75	MNDOT	FROM 4TH ST IN HASTINGS TO I-94 IN ST PAUL-FREEWAY MANAGEMENT SYSTEM ON TH 61	18.3	TM	FREEWAY MANAGEMENT SYSTEM	CMAQ	3,744,000	2,995,200	0	0	748,800	0

Seq #	Route System	Project Number	Agency	Description	Miles	Program	Type of Work	Proposed Funds	Total	FHWA	AC	FTA	TH	Other
1991	US 61	6222-162	MN/DOT	FROM 800' S WHITE BEAR AVE TO .25 MI N OF JCT MN96 IN WHITE BEAR LAKE - MILL & OVERLAY, DRAINAGE, REPLACE SIGNAL AT BUFFALO ST/4TH ST (SF INCLUDES RR AGREEMENT)	1.9	RS	MILL AND OVERLAY	SF LF	3,650,000	0	0	0	3,505,000	145,000
1992	MN 62	2775-15	MNDOT	FROM PORTLAND AVE TO BLOOMINGTON AVE IN RICHFIELD & MINNEAPOLIS - REPLACE LIGHTING SYSTEM	1.1	SC	TRAFFIC SIGNAL REVISION	SF	125,000	0	0	0	125,000	0
1993	MN 65	0208-136	MN/DOT	AT VIKING BLVD IN HAM LAKE-EXTEND NB & SB LEFT TURN LANES	0.5	SC	TURN LANES	SF	195,000	0	0	0	195,000	0
1994	I 94	2780-87	MNDOT	FROM CROW RIVER IN HASSAN TWP TO FISH LAKE INTERCHANGE IN MAPLE GROVE-REPLACE SIGNING	11.0	SC	TRAFFIC SIGNAL REVISION	SF	500,000	0	0	0	500,000	0
1995	I 94	2781-438	MNDOT	FROM I-694 IN BROOKLYN CENTER TO LOWRY TUNNEL IN MINNEAPOLIS - SIGN REPLACEMENT	8.6	SC	TRAFFIC SIGNAL REVISION	SF	400,000	0	0	0	400,000	0
1996	I 94	6282-190	MN/DOT	PRIOR AVE TO FAIRVIEW AVE, ST PAUL-NOISE WALL CONSTRUCTION ON SOUTH SIDE	0.3	NO	NOISE ABATEMENT	SF LF	995,000	0	0	0	700,000	295,000
1997	MN 110	1918-108	MNDOT	AT DAKOTA CR 43 (LEXINGTON AVE) IN MENDOTA HEIGHTS-REPLACE TRAFFIC SIGNAL	0.0	SC	TRAFFIC SIGNAL REVISION	SF LF	250,000	0	0	0	125,000	125,000
1998	US 169	2772-90	MNDOT	FROM I-494 IN BLOOMINGTON/EDINA TO I-94 IN MAPLE GROVE/BROOKLYN PARK-REPLACE SIGNING	15.6	SC	TRAFFIC SIGNAL REVISION	SF	750,000	0	0	0	750,000	0
1999	US 169	2772-91	MN/DOT	FROM JUST N OF JCT I494 IN BLOOMINGTON TO JUST N JCT MN 62 IN EDINA-MILL & OVERLAY, CRACK & SEAL OLD CONCRETE, CONSTRUCT ESCAPE LANE, GUARDRAIL, DRAINAGE	2.4	RS	MILL AND OVERLAY	NHS	4,780,000	3,824,000	0	0	956,000	0
2000	US 169	2772-92	MN/DOT	FROM N END OF BRIDGE OVER TH55 IN PLYMOUTH TO 0.2 MI S OF 77TH AVE (BROOKLYN BLVD) IN BROOKLYN PARK-MILL & OVERLAY, CRACK & SEAT OLD CONCRETE, CONSTRUCT ESCAPE LANE, GUARDRAIL, DRAINAGE	7.5	RS	MILL AND OVERLAY	NHS	13,725,000	10,980,000	0	0	2,745,000	0
2001	US 169	7005-94	MN/DOT	THROUGH BELLE PLAINE - REMOVE MEDIAN CROSSOVERS (HIGH PRIORITY IRC)	26.0	TM	SPOT IMPROVEMENT	SF	500,000	0	0	0	500,000	0
2002	US 169	7005-97	MNDOT	**SAM** AT SCOTT COUNTY ROAD 69 - INTERCHANGE CONSTRUCTION (SAM INTERCHANGE BONDS)	0.7	AM	BRIDGE REPLACEMENT	BF	15,400,000	0	0	0	0	15,400,000
2003	US 169	7005-102	MNDOT	**BP08**AT MARSCHALL ROAD IN SHAKOPEE-PARK AND RIDE (CHP 152 TRANSIT ADVANTAGE BONDS)	0.0	AM	GRADE AND SURFACE	BF	1,169,800	0	0	0	0	1,169,800
2004	I 494	1985-137	MN/DOT	EASTBOUND LANES FROM PIEPER ROAD BRIDGE IN INVER GROVE HTS TO I35E IN MENDOTA HTS-MILL & OVERLAY, DRAINAGE	2.8	RS	MILL AND OVERLAY	SF	1,660,000	0	0	0	1,660,000	0

Seq #	Route System	Project Number	Agency	Description	Miles	Program	Type of Work	Proposed Funds	Total	FHWA	AC	FTA	TH	Other
2005	I 494	2785-371	MNDOT	AT TH 55 & AT HENNEPIN CSAH 9 INTERCHANGES IN PLYMOUTH-REPLACE INTERCHANGE LIGHTING	1.8	SC	TRAFFIC SIGNAL REVISION	SF	155,000	0	0	0	155,000	0
2006	I 494	2785-372	MN/DOT	AT JCT TH 77 IN BLOOMINGTON-REDECK BRIDGES 9082 & 9080 & REPLACE APPROACH PANELS	0.5	BI	REDECK	IM	1,100,000	990,000	0	0	110,000	0
2007	I 494	2785-373	MN/DOT	FROM OVER SCHMIDT LAKE RD TO I94/494 JUNCTION IN MAPLE GROVE-REDECK & PAINT BRIDGES 27905, 27973, 27974, 27975, 27976, REDECK BRIDGES 27977, 27978, REPAIR BRIDGES 27681, 27906, MISC APPROACH WORK, DRAINAGE	3.4	BI	REDECK	IM	6,515,000	5,863,500	0	0	651,500	0
2008	MN 610	2771-100	MNDOT	FROM HENNEPIN CSAH 81 IN MAPLE GROVE TO US169 IN BROOKLYN PARK-LANDSCAPING	3.2	MC	LANDSCAPING	SF	100,000	0	0	0	100,000	0
2009	US 952A	1908-84	MNDOT	ON ROBERT ST FROM MENDOTA RD TO ANNAPOLIS ST IN W ST PAUL-MEDIAN BARRIER AND ACCESS CLOSURES	2.5	AM	MEDIAN BARRIER	SF	1,000,000	0	0	0	1,000,000	0
2010	MN 999	8825-355	MNDOT	NE QUADRANT OF METRO DISTRICT - RELAMP LIGHTING SYSTEM	0.0	SC	LIGHTING	SF	500,000	0	0	0	500,000	0
2011	MN 999	8825-364	MNDOT	METROWIDE-UPGRADE EXISTING COMMUNICATIONS INFRASTRUCTURE & CONTROLLERS	0.0	SC	TRAFFIC SIGNAL REVISION	SF	500,000	0	0	0	500,000	0
2012	MN 999	8825-389	MNDOT	METROWIDE-PROACTIVE CONTRACT FOR RURAL INTERSECTION LIGHTING	0.0	SH	LIGHTING	HSIP	208,000	187,200	0	0	20,800	0
2013	MN 999	TRLF-RW-14	MN/DOT	REPAYMENT, FY 2014, TRLF LOANS USED FOR RIGHT OF WAY PURCHASE ON THS 212 & 65	0.0	RW	RIGHT OF WAY	SF	2,244,000	0	0	0	2,244,000	0
2014	MN 999	880M-ADA-14	MNDOT	**ADA** METRO SETASIDE FOR ADA PROJECT FOR FY 2014	0.0	SC	CURB & GUTTER	STP	1,080,000	860,000	0	0	220,000	0
2015	MN 999	880M-RW-14	MN/DOT	METRO SETASIDE FOR RIGHT OF WAY FOR FY 2014	0.0	RW	RIGHT OF WAY	SF	25,600,000	0	0	0	25,600,000	0
2016	MN 999	880M-SAS-14	MNDOT	DISTRICTWIDE SETASIDES - 2014	0.0	NA	MISCELLANEOUS	NHS	68,750,000	5,216,000	0	0	63,534,000	0
									\$950,607,805	\$244,430,376	\$71,000,000	\$214,975,806	\$116,762,917	\$374,438,706

Seq #	Route System	Project Number	Agency	Description	Miles	Program	Type of Work	Proposed Funds	Total	FHWA	AC	FTA	TH	Other
2017	BB	CCLRT-15	MET TRANSIT	SECT 5309: CENTRAL CORRIDOR LIGHT RAIL TRANSIT PROJECT-NEW START FFGA 2015 APPROPRIATION	0.0	B3	GRADE AND SURFACE	FTA	98,443,694	0	0	98,443,694	0	0
2018	BB	TRF-0031-15	MN/DOT	SECT 5311: METROPOLITAN COUNCIL RURAL TRANSIT OPERATING ASSISTANCE	0.0	OB	OPERATE BUS	FTA	4,223,000	0	0	1,028,600	0	3,194,400
2019	BB	TRF-TCMT-15	MET COUNCIL-MT	SECT 5307: TWIN CITIES MET COUNCIL MT-ASSOCIATED CAPITAL MAINTENANCE-BUS	0.0	B9	BUS GRANT CAPITAL IMPROVEMENT	FTA	3,145,151	0	0	2,516,121	0	629,030
2020	BB	TRF-TCMT-15A	MET COUNCIL-MT	SECT 5307: TWIN CITIES MET COUNCIL MT-CAPITAL LEASE-TIRES	0.0	B9	PURCHASE BUS	FTA	2,370,283	0	0	1,896,226	0	474,057
2021	BB	TRF-TCMT-15B	MET COUNCIL-MT	SECT 5307: TWIN CITIES MET COUNCIL MT-BUS ACQUISITION	0.0	B9	PURCHASE BUS	FTA	35,165,430	0	0	28,132,344	0	7,033,086
2022	BB	TRF-TCMT-15C	MET COUNCIL-MT	SECT 5307: TWIN CITIES MET COUNCIL MT-PREVENTIVE MAINTENANCE	0.0	B9	BUS GRANT CAPITAL IMPROVEMENT	FTA	8,600,000	0	0	6,880,000	0	1,720,000
2023	BB	TRF-TCMT-15D	MET COUNCIL-MT	SECT 5307: TWIN CITIES MET COUNCIL MT-SECURITY/SAFETY FOR 1%	0.0	B9	BUS GRANT CAPITAL IMPROVEMENT	FTA	662,000	0	0	529,600	0	132,400
2024	BB	TRF-TCMT-15E	MET COUNCIL-MT	SECT 5307: TWIN CITIES MET COUNCIL MT-TRANSIT ENHANCEMENTS 1%	0.0	B9	BUS GRANT CAPITAL IMPROVEMENT	FTA	1,120,000	0	0	896,000	0	224,000
2025	BB	TRF-TCMT-15F	MET COUNCIL-MT	SECT 5307: TWIN CITIES MET COUNCIL MT-TRANSIT BUSINESS COMPUTER HW & SW	0.0	B9	BUS GRANT CAPITAL IMPROVEMENT	FTA	1,176,000	0	0	940,800	0	235,200
2026	BB	TRF-TCMT-15G	MET COUNCIL-MT	SECT 5309: FIXED GUIDEWAY: TWIN CITIES MET COUNCIL MT-LRT ASSOCIATED CAPITAL MAINTENANCE	0.0	B3	BUS GRANT CAPITAL IMPROVEMENT	FTA	720,000	0	0	576,000	0	144,000
2027	BB	TRF-TCMT-15H	MET COUNCIL-MT	SECT 5309: FIXED GUIDEWAY: TWIN CITIES MET COUNCIL MT-LRVs	0.0	B3	BUS GRANT CAPITAL IMPROVEMENT	FTA	13,300,000	0	0	10,640,000	0	2,660,000
2028	BB	TRF-TCMT-15J	MET COUNCIL-MT	SECT 5307: TWIN CITIES MET COUNCIL MT-FTH2	0.0	B9	BUS GRANT CAPITAL IMPROVEMENT	FTA	15,000,000	0	0	12,000,000	0	3,000,000
2029	BB	TRF-TCMT-15K	MET COUNCIL-MT	SECT 5307: TWIN CITIES MET COUNCIL MT-I35W AT LAKE ST BRT STATION	0.0	B9	BUS GRANT CAPITAL IMPROVEMENT	FTA	500,000	0	0	400,000	0	100,000

Seq #	Route System	Project Number	Agency	Description	Miles	Program	Type of Work	Proposed Funds	Total	FHWA	AC	FTA	TH	Other
2030	BB	TRF-TCMT-15L	MET COUNCIL-MT	SECT 5307: TWIN CITIES MET COUNCIL MT-DOWNTOWN ST PAUL PASSENGER FACILITY IMPROVEMENTS	0.0	B9	BUS GRANT CAPITAL IMPROVEMENT	FTA	250,000	0	0	200,000	0	50,000
2031	BB	TRF-TCMT-15M	MET COUNCIL-MT	SECT 5307: TWIN CITIES MET COUNCIL MT-ENERGY IMPROVEMENT	0.0	B9	BUS GRANT CAPITAL IMPROVEMENT	FTA	1,000,000	0	0	800,000	0	200,000
2032	BB	TRF-TCMT-15N	MET COUNCIL-MT	SECT 5307: TWIN CITIES MET COUNCIL MT-OPERATIONS COMMUNICATIONS & CONTROL CAPITAL EQUIPMENT, HARDWARE & SOFTWARE REPLACEMENT & EXPANSION	0.0	B9	BUS GRANT CAPITAL IMPROVEMENT	FTA	430,000	0	0	344,000	0	86,000
2033	BB	TRF-TCMT-15P	MET COUNCIL-MT	SECT 5309: TWIN CITIES MET COUNCIL MT-OVERHAUL LIGHT RAIL VEHICLES & ASSOCIATED LRV EQUIPMENT	0.0	B3	BUS GRANT CAPITAL IMPROVEMENT	FTA	650,000	0	0	520,000	0	130,000
2034	BB	TRF-TCMT-15Q	MET COUNCIL-MT	SECT 5307: TWIN CITIES MET COUNCIL MT-FARE COLLECTION CAPITAL EQUIPMENT, HARDWARE & SOFTWARE REPLACEMENT & EXPANSION	0.0	B9	BUS GRANT CAPITAL IMPROVEMENT	FTA	2,475,000	0	0	1,980,000	0	495,000
2035	BB	TRF-TCMT-15R	MET COUNCIL-MTS	SECT 5307: TWIN CITIES MET COUNCIL MTS-VANGO CAP COST OF CONTRACTING	0.0	B9	BUS GRANT CAPITAL IMPROVEMENT	FTA	625,000	0	0	500,000	0	125,000
2036	BB	TRF-TCMT-15S	MET COUNCIL-MTS	SECT 5307: TWIN CITIES MET COUNCIL MTS-METRO MOBILITY CAPITAL COST OF CONTRACTING FOR SERVICES	0.0	B9	BUS GRANT CAPITAL IMPROVEMENT	FTA	5,312,500	0	0	4,250,000	0	1,062,500
2037	BB	TRF-TCMT-15T	MET COUNCIL-MTS	SECT 5307: TWIN CITIES MET COUNCIL MTS-REGIONAL FLEET CAPITAL COST OF CONTRACTING	0.0	B9	BUS GRANT CAPITAL IMPROVEMENT	FTA	3,125,000	0	0	2,500,000	0	625,000
2038	BB	TRF-TCMT-15U	MET COUNCIL-MTS	SECT 5307: TWIN CITIES MET COUNCIL MTS-MTS BUS ACQUISITION	0.0	B9	PURCHASE BUS	FTA	10,000,000	0	0	8,000,000	0	2,000,000
2039	BB	TRF-TCMT-15V	MET COUNCIL-MTS	SECT 5307: TWIN CITIES MET COUNCIL MTS-PREVENTIVE MAINTENANCE - SWT	0.0	B9	BUS GRANT CAPITAL IMPROVEMENT	FTA	600,000	0	0	480,000	0	120,000
2040	BB	TRF-TCMT-15W	MET COUNCIL-MTS	SECT 5307: TWIN CITIES MET COUNCIL MTS-COP PAYMENT FOR EAGAN BUS GARAGE EXPANSION - MVTA	0.0	B9	BUS GRANT CAPITAL IMPROVEMENT	FTA	500,000	0	0	400,000	0	100,000
2041	BB	TRF-TCMT-15X	MET COUNCIL-MTS	SECT 5307: TWIN CITIES MET COUNCIL U OF M-U OF MN BUS ACQUISITION	0.0	B9	PURCHASE BUS	FTA	375,000	0	0	300,000	0	75,000
2042	BB	TRF-TCMT-15Y	MET COUNCIL-MTS	SECT 5316: TWIN CITIES MET COUNCIL MTS-JOB ACCESS/REVERSE COMMUTE PROJECTS TBD	0.0	JA	BUS GRANT CAPITAL IMPROVEMENT	FTA	4,000,000	0	0	2,000,000	0	2,000,000

Seq #	Route System	Project Number	Agency	Description	Miles	Program	Type of Work	Proposed Funds	Total	FHWA	AC	FTA	TH	Other
2043	BB	TRF-TCMT-15Z	MET COUNCIL-MTS	SECT 5317: TWIN CITIES MET COUNCIL MTS-NEW FREEDOMS PROJECTS TBD-2015	0.0	NF	BUS GRANT CAPITAL IMPROVEMENT	FTA	4,000,000	0	0	2,000,000	0	2,000,000
2044	BB	TRS-7068-15	MNDOT	HEARTLAND EXPRESS-PURCHASE CLASS 400 BUS	0.0	TR	PURCHASE BUS	STP	76,000	60,800	0	0	0	15,200
2045	EN	098-090-008	CHISAGO COUNTY	FROM TH95 (BENCH ST) TO CHISAGO COUNTY RD 20 IN TAYLORS FALLS - MULTI USE PAVED TRAIL (VALLEY VIEW TRAIL) TO PROVIDE CONNECTIVITY TO MN INTERSTATE PARK, SWEDISH IMMIGRANT TRAIL AND PROPOSED GATEWAY TRAIL	0.0	EN	PEDESTRIAN BIKE TRAIL	TEA	262,290	197,404	0	0	0	64,886
2046	US 10	0202-93	MNDOT	AT FELDSPAR AVE NW-RECONSTRUCT INTERSECTION, EXTEND LEFT TURN LANES ON US10, ADD OVERHEAD LIGHTING	0.0	SC	GRADE AND SURFACE	SF	275,000	0	0	0	275,000	0
2047	US 10	0202-94	MN/DOT	FROM FAIROAK AVE IN ANOKA TO JUST EAST OF HANSON BLVD OVERPASS IN COON RAPIDS-MILL AND OVERLAY, AGGREGATE SHOULDERING, DRAINAGE, CURB AND GUTTER, ADA IMPROVEMENTS, PROFILE REPAIRS, TMS	5.5	RS	MILL AND OVERLAY	NHS	7,775,000	6,220,000	0	0	1,555,000	0
2048	MN 13	1902-55	MNDOT	FROM JUST NORTH OF 2ND ST IN MENDOTA TO I35E IN LILYDALE-RECONSTRUCT ROADWAY INCLUDING ADDING MAINLINE STORM SEWER, CURB AND GUTTER, CATCH BASINS AND RESURFACING	1.6	RD	STORM SEWER	SF	7,330,000	0	0	0	7,330,000	0
2049	MN 13	7001-98	MNDOT	AT DULUTH AVE SE (SCOTT MSAS 101) IN PRIOR LAKE - SIGNAL REPLACEMENT INCLUDING ADA/PEDESTRIAN UPGRADES	0.0	SC	TRAFFIC SIGNAL REVISION	SF LF	275,000	0	0	0	137,500	137,500
2050	MN 13	7001-104	MN/DOT	FROM GREEN OAKS TRAIL TO RUSTIC ROAD IN PRIOR LAKE AND SAVAGE-CONSTRUCT TRAIL, 3/4 INTERSECTION AT 150TH & RESTRICT ACCESS TO RI/RO AT ZINRAN/OAKLAND BEACH AVE	1.0	AM	SPOT IMPROVEMENT	SF	1,400,000	0	0	0	1,400,000	0
2051	MN 13	7001-107	MNDOT	AT SCOTT CSAH 42 (EGAN DR) IN PRIOR LAKE/SAVAGE - SIGNAL REPLACEMENT INCLUDING ADA/PEDESTRIAN UPGRADES	0.2	SC	TRAFFIC SIGNAL REVISION	SF LF	300,000	0	0	0	150,000	150,000
2052	I 35	1980-81	MNDOT	WEST SIDE OF I35 FROM BURNSVILLE CIRCLE TO 157TH ST W IN BURNSVILLE-NOISE BARRIER	0.3	NO	NOISE ABATEMENT	SF LF	885,000	0	0	0	805,000	80,000
2053	I 35E	6281-25	MN/DOT	OVER GOOSE LAKE RD AND BNSF RR IN VADNAIS HEIGHTS-REPLACE BRIDGES 9567 AND 9568 INCLUDING REPLACEMENT AND PROFILE ADJUSTMENTS OF PAVEMENT ON BOTH SIDES OF BRIDGE, GUARDRAIL, DRAINAGE, TMS	0.4	BR	BRIDGE REPLACEMENT	IM	10,460,000	9,414,000	0	0	1,046,000	0

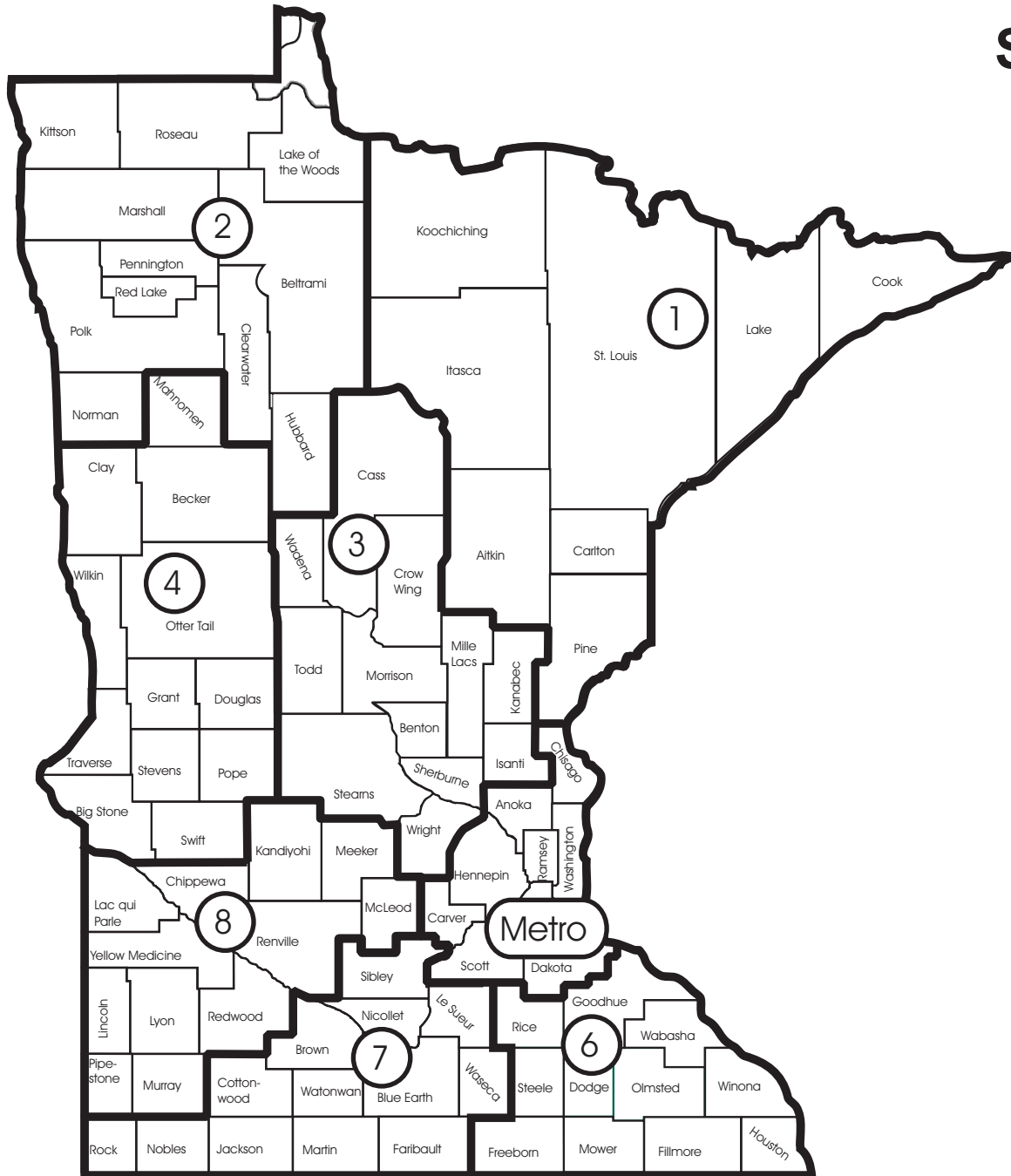
Seq #	Route System	Project Number	Agency	Description	Miles	Program	Type of Work	Proposed Funds	Total	FHWA	AC	FTA	TH	Other
2054	I 35W	2782-315	MNDOT	FROM 42ND ST IN MPLS TO 66TH ST IN RICHFIELD - CORRIDOR LANDSCAPING	4.0	RB	LANDSCAPING	SF	200,000	0	0	0	200,000	0
2055	I 35W	2783-134	MNDOT	STORMWATER TUNNEL SOUTH OF MISSISSIPPI RIVER TO I35W/I94 COMMONS IN MINNEAPOLIS-TUNNEL REPAIR	0.8	RD	STORM SEWER REPAIR	LF	2,655,000	0	0	0	0	2,655,000
2056	MN 36	6212-148	MN/DOT	OVER LEXINGTON AVENUE IN ROSEVILLE-REPLACE BRIDGE 5723(AC PROJECT, PAYBACK 1 OF 1 IN 2016)	1.0	BR	BRIDGE REPLACEMENT	NHS	12,000,000	7,200,000	12,000,000	0	4,800,000	0
2057	MN 36	8214-114	MN/DOT	FROM EAST END TUENGE ROAD TO ST CROIX RIVER IN STILLWATER, OAK PARK HTS, & BAYPORT - RECONSTRUCT INCLUDING FR RDS, OSGOOD INTERSECTION, INTERCHANGE AT TH 95, BRIDGE 82043 AT BEACH RD	2.6	RC	GRADE AND SURFACE	BF	44,720,000	0	0	0	0	44,720,000
2058	MN 36	8214-114MIT15	MN/DOT	OVER ST CROIX RIVER NEAR STILLWATER-MITIGATION ITEMS FOR REPLACEMENT OF RIVER BRIDGE 4654	0.2	BR	BRIDGE REPLACEMENT	BF	1,900,000	0	0	0	0	1,900,000
2059	MN 36	8214-147	MN/DOT	W OF NORTHWESTERN AV TO E OF TUENGE RD IN CITY OF OAK PK HGT & STILLWATER-RECONSTRUCT INCLUDING FR RDS & INTERSECTIONS	0.7	RC	GRADE AND SURFACE	BF	16,750,000	0	0	0	0	16,750,000
2060	MN 36	8217-82045AC1	MN/DOT	OVER ST CROIX RIVER NEAR STILLWATER & OAK PARK HEIGHTS-NEW BRIDGE 82045 OVER ST. CROIX RIVER, INCLUDING RAMPS ON & OFF TH 95 (AC PAYBACK 1 OF 2)	0.2	BR	BRIDGE REPLACEMENT	BR	51,000,000	51,000,000	0	0	0	0
2061	MN 51	6216-130	MN/DOT	AT RAMSEY COUNTY ROAD E IN ARDEN HILLS-REPLACE BRIDGE 62010 TO ACCOMMODATE A PEDESTRIAN TRAIL, APPROACH PANEL WORK, DRAINAGE, GUARDRAIL	0.0	BR	BRIDGE REPLACEMENT	STP	2,070,000	1,656,000	0	0	414,000	0
2062	US 52	1928-60	MNDOT	FROM SOUTHVIEW BLVD IN SOUTH ST PAUL TO PLATO BLVD IN ST PAUL - REPLACE LIGHTING SYSTEMS	4.3	SC	LIGHTING	NHS	1,062,000	849,600	0	0	212,400	0
2063	MN 55	2722-82	MNDOT	AT HENNEPIN CSAH 101/SIOUX TRAIL IN MEDINA - REPLACE TEMPORARY WOOD POLE SIGNAL SYSTEM WITH PERMANENT SIGNAL SYSTEM	0.0	SC	TRAFFIC SIGNAL REVISION	SF LF	300,000	0	0	0	150,000	150,000
2064	US 61	6222-166	MNDOT	AT BUERKLE ROAD IN VADNAIS HEIGHTS - SIGNAL REPLACEMENT INCLUDING ADA/PEDESTRIAN UPGRADES	0.0	SC	TRAFFIC SIGNAL REVISION	SF LF	250,000	0	0	0	125,000	125,000
2065	MN 62	2763-47	MNDOT	FROM I-494 IN EDEN PRAIRIE TO TH 55 IN MPLS (EXCEPT MN62/I35W COMMONS AREA) AND US212 FROM I494 TO MN62 IN EDEN PRAIRIE-SIGN REPLACEMENT	12.4	SC	SIGNING	SF	650,000	0	0	0	650,000	0
2066	MN 65	0207-99	MNDOT	AT 41ST AVE NE IN COLUMBIA HEIGHTS - REPLACE TRAFFIC SIGNAL AND ADA IMPROVEMENTS	0.0	SC	TRAFFIC SIGNAL REVISION	SF LF	280,000	0	0	0	140,000	140,000

Seq #	Route System	Project Number	Agency	Description	Miles	Program	Type of Work	Proposed Funds	Total	FHWA	AC	FTA	TH	Other
2067	MN 65	0207-100	MN/DOT	FROM SOUTH OF INTERSECTION OF 53RD AVE NE IN FRIDLEY TO BRIDGE UNDER ANOKA CSAH 10 IN SPRING LAKE PARK-MILL AND OVERLAY, MAJOR CONCRETE PAVEMENT REPAIR, DRAINAGE, GUARDRAIL, ADA, RR CROSSING AND BUS STOP IMPROVEMENTS	4.0	RD	MILL AND OVERLAY	NHS LF	8,685,000	6,948,000	0	0	1,717,000	20,000
2068	MN 65	0208-142	MNDOT	FROM 133RD AVE IN BLAINE TO BUNKER LAKE BLVD IN HAM LAKE-FRONTAGE ROAD AND CLOSE ACCESSES	0.5	AM	FRONTAGE ROAD	SF	250,000	0	0	0	250,000	0
2069	MN 65	0208-143	MNDOT	FROM 140TH AVE TO 145TH AVE IN HAM LAKE-FRONTAGE ROAD AND CLOSE ACCESSES	0.8	AM	FRONTAGE ROAD	SF	250,000	0	0	0	250,000	0
2070	MN 77	1925-52	MN/DOT	OVER MINNESOTA RIVER IN BLOOMINGTON AND EAGAN- PAINT NORTHBOUND BRIDGE 9600N, SOUTHBOUND 9600S AND PEDESTRIAN BRIDGE 9600F AND REPLACE GUARDRAIL	0.9	BI	PAINT BRIDGE	NHS	2,405,000	1,924,000	0	0	481,000	0
2071	194	2781-447	MN/DOT	WB RAMP OVER LRT AND CITY STREET LOCATED JUST EAST OF JCT OF TH 55 IN MINNEAPOLIS AND ON I494 OVER 34TH STREET IN BLOOMINGTON- PAINT BRIDGES 27859, 27861, 27V28 AND 27765, AND APPROPRIATE BEARING WORK ON BRIDGES, GUARDRAIL	0.3	BI	PAINT BRIDGE	IM	1,345,000	1,210,500	0	0	134,500	0
2072	194	2781-448	MN/DOT	NEAR JUNCTION OF I94 AND I394 IN MPLS - REMOVE AND REPLACE LOW SLUMP AND O/L AND DECK REPAIRS ON BRIDGES 27793 AND 27799L, GUARDRAIL	0.2	BI	BRIDGE REPAIR	IM	415,000	373,500	0	0	41,500	0
2073	194	6282-200	MN/DOT	AT MACKUBIN STREET IN ST. PAUL-REDECK PEDESTRIAN BRIDGE #9737 AT MACKUBIN, SIDEWALK, FENCING, GUARDRAIL, PED RAMPS, TMS	0.0	BI	BRIDGE REPAIR OTHER	IM	750,000	675,000	0	0	75,000	0
2074	194	6283-175	MN/DOT	EB I94 FROM 7TH ST EXIT TO MOUNDS BLVD IN ST PAUL- ADD AUXILLIARY LANE, NOISEWALL, DRAINAGE, POND, TMS, SIGNING, LIGHTING, GUARDRAIL	1.3	SC	GRADE AND SURFACE	NHS	3,510,000	2,808,000	0	0	702,000	0
2075	194	8282-109	MNDOT	WASHINGTON CSAH 15 IN WOODBURY TO ST CROIX RIVER IN LAKELAND-TRAFFIC MGMT SYSTEM	5.0	TM	TRAFFIC MGMT. SYSTEM	SF	350,000	0	0	0	350,000	0
2076	MN 100	2734-33A	MN/DOT	**MN241**HWY 100 TRAIL BR & 26TH ST PED BR (2006 APPROPRIATIONS ACT)	0.0	BR	BRIDGE REPLACEMENT	HPP	792,000	792,000	0	0	0	0
2077	MN 121	2728-01	MN/DOT	AT 61ST ST (JUST NE OF JCT MN121 & MN62) IN MPLS- RETROFIT PEDESTRIAN BRIDGE (#27061) STAIRS TO ADA COMPLIANT RAMPS, GUARDRAIL, RETAINING WALL, AND NOISE WALLS	0.0	BI	BRIDGE REPAIR	STP	1,270,000	1,016,000	0	0	254,000	0
2078	US 169	2772-97	MNDOT	AT 36TH AVE N (EAST RAMP) IN PLYMOUTH - REPLACE SIGNAL SYSTEM	0.0	SC	TRAFFIC SIGNAL REVISION	SF LF	225,000	0	0	0	112,500	112,500

Seq #	Route System	Project Number	Agency	Description	Miles	Program	Type of Work	Proposed Funds	Total	FHWA	AC	FTA	TH	Other
2079	US 169	2772-99	MNDOT	EAST SIDE OF US169 FROM APPROX. 16TH ST W TO N OF WAYZATA BLVD IN ST. LOUIS PARK-NOISE BARRIER AND ACCESS CLOSURE (\$135K ACCESS MGMT, \$735K NOISE)	0.3	NO	NOISE ABATEMENT	SF LF	950,000	0	0	0	870,000	80,000
2080	US 169	7008-100	MNDOT	BETWEEN TH 282 AND TH 21 IN JORDAN - CONSTRUCT MEDIAN J-BARRIER AND REPLACE MEDIAN DRAINAGE STRUCTURES AND PIPES	1.1	SC	MEDIAN BARRIER	SF	2,450,000	0	0	0	2,450,000	0
2081	I 494	1985-139	MNDOT	AT MN 149 (NORTH AND SOUTH RAMPS) IN MENDOTA HEIGHTS - REPLACE SIGNAL SYSTEMS	0.0	SC	TRAFFIC SIGNAL REVISION	SF	375,000	0	0	0	375,000	0
2082	I 494	2785-337	MN/DOT	TH 5 TO JUST W OF GOLDEN TRIANGLE DRIVE (BEG 169 EXIT RAMP) TH 169, EDEN PRAIRIE - I494 LANDSCAPING	0.7	RB	LANDSCAPING	SF	300,000	0	0	0	300,000	0
2083	I 494	2785-338	MN/DOT	TH 169 INTERCHANGE, JUST W OF GOLDEN TRIANGLE DRIVE (BEG 169 EXIT RAMP) TO JUST W OF W BUSH LK RD, BLOOMINGTON - LANDSCAPING	1.2	MC	LANDSCAPING	NHS	170,000	136,000	0	0	34,000	0
2084	MN 610	2771-38E	MNDOT	**MN119** TH 169 IN BROOKLYN PARK TO I94 IN MAPLE GROVE-GRADING, BRS, (SAFETEA-LU)	1.0	MC	GRADE,SURFACE & BRIDGE	HPP	936,516	749,213	0	0	187,303	0
2085	MN 610	2771-38S1A	MNDOT	**MN211** TH 169 IN BROOKLYN PARK TO I94 IN MAPLE GROVE-GRADING, BRS (SAFETEA-LU)	1.0	MC	GRADE,SURFACE & BRIDGE	HPP	2,107,164	1,685,731	0	0	421,433	0
2086	MN 610	2771-38S2A	MNDOT	**MN226** TH 169 IN BROOKLYN PARK TO I94 IN MAPLE GROVE-GRADING, BRS (SAFETEA-LU)	1.0	MC	GRADE,SURFACE & BRIDGE	HPP	1,873,034	1,498,427	0	0	374,607	0
2087	MN 610	2771-38TA	MNDOT	**MN235** TH 169 IN BROOKLYN PARK TO I94 IN MAPLE GROVE-GRADING, BRS(SAFETEA-LU)	1.0	MC	GRADE,SURFACE & BRIDGE	HPP	4,204,068	3,363,254	0	0	840,814	0
2088	MN 610	2771-45	MNDOT	FROM US 169 IN BROOKLYN PARK TO US 10 IN BLAINE - SIGN REPLACEMENT	7.0	SC	SIGNING	SF	400,000	0	0	0	400,000	0
2089	I 694	6285-148	MNDOT	US10 SB TO EB LEFT ENTRANCE TO I694 AND MERGE TO SNELLING AND SB HAMLINE TO EB I694 IN ARDEN HILLS - LANDSCAPING	2.2	RC	LANDSCAPING	SF	200,000	0	0	0	200,000	0
2090	US 952	1908-75	MNDOT	AT THOMPSON AVENUE IN WEST ST. PAUL - SIGNAL REPLACEMENT	0.0	SC	TRAFFIC SIGNAL REVISION	SF LF	250,000	0	0	0	125,000	125,000
2091	MN 999	8825-382	MNDOT	METROWIDE - CABLE REPLACEMENT AND UPGRADE/REFURBISH ELECTRICAL SERVICES	0.0	TM	TRAFFIC MGMT. SYSTEM	SF	500,000	0	0	0	500,000	0
2092	MN 999	8825-383	MNDOT	DISTRICTWIDE - REPAIR OR REPLACE SIGN STRUCTURES	0.0	SC	SIGNING	SF	500,000	0	0	0	500,000	0
2093	MN 999	8825-391	MNDOT	NW QUADRANT OF METRO DISTRICT - RELAMP LIGHTING SYSTEM	0.0	SC	LIGHTING	SF	450,000	0	0	0	450,000	0

Seq #	Route System	Project Number	Agency	Description	Miles	Program	Type of Work	Proposed Funds	Total	FHWA	AC	FTA	TH	Other
2094	MN 999	TRLF-RW-15	MN/DOT	REPAYMENT, FY 2015, TRLF LOANS USED FOR RIGHT OF WAY PURCHASE ON THS 212 & 65	0.0	RW	RIGHT OF WAY	SF	2,244,000	0	0	0	2,244,000	0
2095	MN 999	880M-ADA-15	MNDOT	**ADA** METRO SETASIDE FOR ADA PROJECT FOR FY 2015	0.0	SC	CURB & GUTTER	STP	1,080,000	860,000	0	0	220,000	0
2096	LOCAL 999	880M-BIR-15	MN/DOT	METRO ATP SETASIDE FOR BRIDGE REPLACE/REHAB PROJECTS YET TO BE SELECTED FOR FY 2015	0.0	BR	BRIDGE REPLACEMENT	BR	5,000,000	4,000,000	0	0	0	1,000,000
2097	LOCAL 999	880M-CMAQ-15	MN/DOT	METRO ATP SETASIDE FOR CMAQ (TRANSIT EXPANSION & SYSTEM MGMT) PROJECTS YET TO BE SELECTED FOR FY 2015	0.0	NA	MISCELLANEOUS	CMAQ	31,250,000	25,000,000	0	0	0	6,250,000
2098	LOCAL 999	880M-EN-15	MN/DOT	METRO ATP SETASIDE FOR ENHANCEMENT PROJECTS YET TO BE SELECTED FOR FY 2015	0.0	EN	ENHANCEMENT	TEA	10,000,000	8,000,000	0	0	0	2,000,000
2099	LOCAL 999	880M-RR-15	MN/DOT	METRO ATP SETASIDE FOR RR SAFETY PROJECTS YET TO BE SELECTED FOR FY 2015	0.0	SR	RR X-ING IMPROVEMENTS	RRS	2,225,000	2,002,500	0	0	0	222,500
2100	MN 999	880M-RW-15	MN/DOT	METRO SETASIDE FOR RIGHT OF WAY FOR FY 2015	0.0	RW	RIGHT OF WAY	SF	10,100,000	0	0	0	10,100,000	0
2101	MN 999	880M-SAS-15	MNDOT	DISTRICTWIDE SETASIDES - 2015	0.0	NA	MISCELLANEOUS	STP NHS	107,510,000	31,078,000	0	0	76,432,000	0
2102	LOCAL 999	880M-SHL-15	MN/DOT	METRO ATP SETASIDE FOR HSIP PROJECTS YET TO BE SELECTED FOR FY 2015	0.0	SH	SPOT IMPROVEMENT	HSIP	8,900,000	8,010,000	0	0	0	890,000
2103	MN 999	880M-UG-15	MN/DOT	METRO ATP SETASIDE FOR STP-UG PROJECTS YET TO BE SELECTED FOR FY 2015	0.0	MC	GRADE AND SURFACE	UG	11,250,000	9,000,000	0	0	2,250,000	0
2104	LOCAL 999	880M-UG-15L	MN/DOT	METRO ATP SETASIDE FOR STP-UG PROJECTS YET TO BE SELECTED FOR FY 2015	0.0	MC	GRADE AND SURFACE	UG	37,500,000	30,000,000	0	0	0	7,500,000
									\$643,615,130	\$217,727,929	\$12,000,000	\$189,153,385	\$123,031,557	\$113,702,259

STATEWIDE RESERVES



DISTRICT C

For Information Contact the
Office of Capital Programs and
Performance Measures

395 John Ireland Blvd
MS 440

Saint Paul, MN 55155-1899

(651) 366-3798

FAX: (651) 366-3790

Seq #	Route System	Project Number	Agency	Description	Miles	Program	Type of Work	Proposed Funds	Total	FHWA	AC	FTA	TH	Other
2105	REC TRAIL	0001-11-3A	ISLE HARBOR TOWNSHIP	CONSTRUCT 1.10 MILES OF NEW TRAIL TO CONNECT FATHER HENNEPIN STATE PARK TRAIL SYSTEM TO THE SOO LINE TRAIL SYSTEM (NON-MOTORIZED)	1.1	RT	CONSTRUCT TRAIL	RT	187,000	40,000	0	0	0	147,000
2106	REC TRAIL	0005-11-4A	SWIFT COUNTY	PURCHASE EXISTING PARK AREA THAT IS CURRENTLY UNDER AN EASEMENT (MOTORIZED)	0.0	RT	PURCHASE PARK	RT	428,571	150,000	0	0	0	278,571
2107	REC TRAIL	0010-11-1A	SHINGOBEE TOWNSHIP	CONSTRUCT A BIKE/PEDESTRIAN BRIDGE ACROSS PUMPHOUSE BAY OF LEECH LAKE ADJACENT TO THE EXISTING BRIDGE (NON-MOTORIZED)	0.0	RT	CONSTRUCT PED/BIKE BRIDGE	RT	500,000	150,000	0	0	0	350,000
2108	REC TRAIL	0011-11-1A	PARK RAPIDS	CONSTRUCT A NEW PARKING AND TRAILHEAD FACILITY ON LAND RECENTLY PURCHASED BY THE CITY OF PARK RAPIDS, INCLUDING 25-30 PARKING STALLS AND AN INFORMATIONAL KIOSK	0.0	RT	CONSTRUCT FACILITY & PARKING	RT	137,865	68,933	0	0	0	68,932
2109	REC TRAIL	0012-11-S	MINNESOTA TRAIL RIDERS ASSOCIATION	COMPLETE MAINTENANCE AND IMPROVEMENTS TO EQUESTRIAN FACILITIES WITHIN PUBLIC PARKS, TRAILS AND FORESTS (NON-MOTORIZED)	0.0	RT	MAINTENANCE & IMPROVEMENTS	RT	16,000	8,000	0	0	0	8,000
2110	REC TRAIL	0014-11-2B	ELY	CONSTRUCT .4 MILES OF NEW TRAIL AND MAKE IMPROVEMENTS TO .9 MILES OF EXISTING TRAIL BY WIDENING THE TRAIL SO BOTH SECTIONS WILL BE 16 FT WIDE TO PERMIT BOTH CLASSIC AND SKATE SKIING ON THE SAME TRAIL (NON-MOTORIZED)	1.3	RT	TRAIL EXPANSION & IMPROVEMENTS	RT	28,360	14,180	0	0	0	14,180
2111	REC TRAIL	0015-11-3C	HOUSTON COUNTY	PURCHASE A TRAIL GROOMER (MOTORIZED)	0.0	RT	PURCHASE EQUIPMENT	RT	166,000	50,000	0	0	0	116,000
2112	REC TRAIL	0018-11-3C	ROCHESTER	REPLACE GROOMING AND MOWING EQUIPMENT WITH AN ATV WITH TRACKS AND PULL-BEHIND FINISH MOWER FOR BOTH WINTER GROOMING WITH THE TRACKS AND SUMMER MOWING WITH THE TIRES (NON-MOTORIZED)	0.0	RT	REPLACE EQUIPMENT	RT	22,375	11,187	0	0	0	11,188
2113	REC TRAIL	0019-11-3A	MORRISON COUNTY	CONSTRUCT AN AGGREGATE BASE ON/OFF RAMP ON THE TRAIL ON THE WEST SIDE OF US HWY 10 AND THE BURLINGTON NORTHERN RR TRACKS	0.0	RT	CONSTRUCT TRAIL RAMP	RT	60,000	30,000	0	0	0	30,000
2114	REC TRAIL	0021-11-4B	COTTONWOOD COUNTY	PURCHASE A SNOWMOBILE GROOMER (MOTORIZED)	0.0	RT	PURCHASE EQUIPMENT	RT	178,418	74,726	0	0	0	103,692
2115	REC TRAIL	0022-11-1A	BELTRAMI COUNTY	DEVELOP A NEW SINGLE TRACK MOUNTAIN BIKE TRAIL WITHIN THE 1250 ACRE MOVIL MAZE RECREATION AREA (NON-MOTORIZED)	0.0	RT	BIKE TRAIL	RT	10,000	5,000	0	0	0	5,000
2116	REC TRAIL	0023-11-4D	RICE COUNTY	PURCHASE A JOHN DEERE 673 NON-SELF LEVELING LOADER AND 9FT SNOW BLADE, UTILITY BUCKET AND HYDRAULIC ATTACHMENT CONNECTIONS (MOTORIZED)	0.0	RT	PURCHASE EQUIPMENT	RT	15,166	7,583	0	0	0	7,583

Seq #	Route		Agency	Description	Miles	Program	Type of Work	Proposed		FHWA	AC	FTA	TH	Other
	System	Project Number						Funds	Total					
2117	REC TRAIL	0024-11-4B	WATONWAN COUNTY	PURCHASE SNOWMOBILE TRAIL GROOMING EQUIPMENT (MOTORIZED)	0.0	RT	PURCHASE EQUIPMENT	RT	170,786	75,000	0	0	0	95,786
2118	REC TRAIL	0025-11-3A	STEARNS COUNTY	CONSTRUCT A NEW TRAIL BRIDGE TO MOVE THE SNOWMOBILE TRAIL OFF A CITY STREET AND LINK TO A LARGER TRAIL SYSTEM INCLUDING A HORSE TRAIL SYSTEM WITHIN THE PARK	0.0	RT	CONSTRUCT TRAIL BRIDGE	RT	150,000	75,000	0	0	0	75,000
2119	REC TRAIL	0026-11-2C	COOK COUNTY	PROVIDE MAINTENACE, CLEAR TRAILS FROM ICE AND WIND STORM DAMAGE, AND TO BRUSH BACK TRAILS (NON-MOTORIZED)	0.0	RT	MAINTENANCE	RT	12,000	6,000	0	0	0	6,000
2120	REC TRAIL	0030-11-2C	SUPERIOR HIKING TRAIL ASSOCIATION	TO REHABILITATE AND PERFORM MAINTENANCE ON THE SUPERIOR HIKING TRAIL IN VARIOUS LOCATIONS WITHIN ST. LOUIS, LAKE AND COOK COUNTIES (NON-MOTORIZED)	0.0	RT	MAINTENANCE & REHAB TRAIL	RT	79,000	39,500	0	0	0	39,500
2121	REC TRAIL	0032-11-2B	MOUNTAIN IRON	CONSTRUCT 10 FOOT WIDE PAVED TRAIL FOLLOWING THE PLANNED UNITY DRIVE CORRIDOR HEADING EAST FROM THE SOUTH GROVE NEIGHBORHOOD AND CONNECT TO THE SIDEWALK SYSTEM THAT ENDS AT THE INTERSECTION OF DIAMOND LANE	0.0	RT	CONSTRUCT TRAIL	RT	200,000	100,000	0	0	0	100,000
2122	REC TRAIL	0033-11-4D	FREEBORN COUNTY	ACQUIRE 12.65 MILES OF PROPERTY FOR TRAIL DEVELOPMENT ALONG AN ABANDONMENT OF A RAIL LINE CONNECTING TO THE BLAZING STAR STATE TRAIL	12.7	RT	RW ACQUISITION	RT	635,000	150,000	0	0	0	485,000
2123	REC TRAIL	0039-11-2F	AITKIN COUNTY	DEVELOP PHASE 2 OF THE NORTH-WOODS REGIONAL ATV TRAIL IN AITKIN AND ITASCA COUNTIES (MOTORIZED)	0.0	RT	DEVELOP TRAIL	RT	955,000	150,000	0	0	0	805,000
2124	REC TRAIL	0042-11-3A	SAINT CLOUD	PURCHASE A KUBOTA POWER KRAWLER FOR SKI TRAIL GROOMING (NON-MOTORIZED)	0.0	RT	PURCHASE EQUIPMENT	RT	59,451	29,725	0	0	0	29,726
2125	REC TRAIL	0043-11-2C	LAKE COUNTY	CONSTRUCT AN ATV TRAIL CONNECTING THE WESTERN END OF LAKE COUNTY TO THE EXISTING TRAIL SYSTEM IN THE FINLAND AND SILVER BAY AREA	0.0	RT	CONSTRUCT TRAIL	RT	300,000	150,000	0	0	0	150,000
2126	REC TRAIL	0045-11-3C	HOUSTON	ACQUIRE AND DEVELOP AN OHV TRAIL SYSTEM JUST OUTSIDE THE CITY OF HOUSTON (MOTORIZED)	0.0	RT	AQUIRE & DEVELOP TRAIL	RT	650,000	150,000	0	0	0	500,000
2127	REC TRAIL	0046-11-3B	MAHTOMEDI	CONSTRUCT A SEGMENT OF THE STREET CAR TRAIL WITHIN THE CITY OF MAHTOMEDI (NON-MOTORIZED)	0.0	RT	CONSTRUCT TRAIL	RT	218,200	109,100	0	0	0	109,100
2128	REC TRAIL	0050-11-2A	KOOCHICHING COUNTY	PURCHASE NEW SKI TRAIL GROOMING EQUIPMENT (NON-MOTORIZED)	0.0	RT	PURCHASE EQUIPMENT	RT	5,100	2,550	0	0	0	2,550
2129	REC TRAIL	0051-11-2B	ST. LOUIS AND LAKE COUNTIES REGIONAL RAILROAD AUTHORITY	CONSTRUCT 6 MILES OF THE MESABI TRAIL IN BEAR ISLAND STATE FOREST BETWEEN THE CITIES OF TOWER AND ELY (NON-MOTORIZED)	6.0	RT	CONSTRUCT TRAIL	RT	1,500,000	150,000	0	0	0	1,350,000

Seq #	Route System	Project Number	Agency	Description	Miles	Program	Type of Work	Proposed Funds	Total	FHWA	AC	FTA	TH	Other
2130	REC TRAIL	0054-11-1C	NORMAN COUNTY	ACQUIRE 15.8 MILES OF ABANDONED RAILBED FOR THE AGASSIZ RECREATIONAL TRAIL	15.8	RT	RW ACQUISITION	RT	200,000	100,000	0	0	0	100,000
2131	REC TRAIL	880C-RT-12	DNR PARKS AND TRAILS	STATEWIDE DNR PARKS & TRAILS	0.0	RT	PARKS & TRAIL	RT	3,437,500	2,750,000	0	0	0	687,500
2132	REC TRAIL	D101-11-2D	DNR PARKS AND TRAILS	PROVIDE IMPROVEMENTS TO THE WELL AND WATER SUPPLY SYSTEM AT THE ST. CROIX STATE FOREST HORSE CAMP (NON-MOTORIZED)	0.0	RT	WELL/WATER SUPPLY IMPROVEMENTS	RT	30,000	15,000	0	0	0	15,000
2133	REC TRAIL	D102-11-3A	DNR PARKS AND TRAILS	EXPAND THE EXISTING EQUESTRIAN PARKING AREA AT LAKE MARIA STATE PARK (NON-MOTORIZED)	0.0	RT	PARKING EXPANSION	RT	40,000	20,000	0	0	0	20,000
2134	REC TRAIL	D103-11-3C	DNR PARKS AND TRAILS	PROVIDE IMPROVEMENTS TO THE WELL/WATER SUPPLY SYSTEM AT THE WEST AND CENTRAL HORSE CAMP AREAS AT ZUMBRO BOTTOMS WITHIN THE RICHARD J. DORER MEMORIAL HARDWOOD STATE FOREST (NON-MOTORIZED)	0.0	RT	WELL/WATER SUPPLY IMPROVEMENTS	RT	30,000	15,000	0	0	0	15,000
2135	REC TRAIL	D104-11-2C	DNR PARKS AND TRAILS	PURCHASE SNOWMOBILE TRAIL GROOMING EQUIPMENT (MOTORIZED)	0.0	RT	PURCHASE EQUIPMENT	RT	300,000	150,000	0	0	0	150,000
2136	REC TRAIL	D105-11-4D	DNR PARKS AND TRAILS	RESURFACE AND WIDEN APPROXIMATELY 15 MILES OF 8 FOOT WIDE BITUMINOUS SAKATAH STATE TRAIL FROM THE CITY OF FARIBAULT TO SAKATAH LAKE STATE PARK (MOTORIZED)	0.0	RT	EXPAND TRAIL	RT	450,000	150,000	0	0	0	300,000
2137	REC TRAIL	D106-11-1A	DNR PARKS AND TRAILS	REALIGN THE HEARTLAND STATE TRAIL AND TO REPLACE THE RED BRIDGE OVER THE FISHHOOK RIVER IN THE CITY OF PARK RAPIDS	0.0	RT	REALIGN TRAIL & REPLACE BRIDGE	RT	500,000	171,864	0	0	0	328,136
2138	REC TRAIL	D107-11-2A	DNR PARKS AND TRAILS	REHABILITATE 2 BRIDGES CROSSING THE WHITEFACE AND ST. LOUIS RIVERS ON THE PENGILLY TO ALBORN RECREATIONAL TRAIL	0.0	RT	REHAB TRAIL BRIDGE	RT	400,000	100,000	0	0	0	300,000
2139	REC TRAIL	D108-11-4D	DNR PARKS AND TRAILS	RESURFACE AND WIDEN FROM 8 FEET TO 10 FEET 3 MILES OF THE EXISTING MILL TOWNS STATE TRAIL BETWEEN NORTHFIELD AND DUNDAS	10.3	RT	EXPAND TRAIL	RT	300,000	150,000	0	0	0	150,000
2140	REC TRAIL	D109-11-1A	DNR PARKS AND TRAILS	REHABILITATE THE EXISTING STATE PARK RECREATIONAL TRAIL WITHIN ITASCA STATE PARK FROM DOUGLAS DOUDGE TO THE HEADWATERS OF THE MISSISSIPPI (NON-MOTORIZED)	0.0	RT	REHAB TRAIL	RT	500,000	173,049	0	0	0	326,951
2141	REC TRAIL	D110-11-3A	DNR PARKS AND TRAILS	DEVELOP 2.4 MILES OF THE GLACIAL LAKES STATE TRAIL THROUGH THE CITY OF RICHMOND IN STEARNS COUNTY	2.4	RT	DEVELOP TRAIL	RT	450,000	150,000	0	0	0	300,000
2142	REC TRAIL	D111-11-1B	DNR PARKS AND TRAILS	DESIGN AND DEVELOP 3 MILES OF NEW PAVED TRAIL WITHIN GLENDALOUGH STATE PARK CONNECTING TO THE TOWN OF BATTLE LAKE (NON-MOTORIZED)	3.0	RT	DESIGN & DEVELOP TRAIL	RT	500,000	150,000	0	0	0	350,000

Seq #	Route System	Project Number	Agency	Description	Miles	Program	Type of Work	Proposed Funds	Total	FHWA	AC	FTA	TH	Other
2143	REC TRAIL	D112-11-2A	DNR PARKS AND TRAILS	REHABILITATE/RE-DECK A FORMER RAILROAD TRESTLE BRIDGE ON THE BLUE OX TRAIL OVER THE BIGFORK RIVER AT BIG FALLS, MN (MOTORIZED)	0.0	RT	REHAB/RE-DECK TRAIL BRIDGE	RT	325,000	150,000	0	0	0	175,000
2144	REC TRAIL	D113-11-2B	DNR PARKS AND TRAILS	CONSTRUCT A NEW YEAR-ROUND TRAIL CENTER WITHIN BEAR HEAD LAKE STATE PARK	0.0	RT	CONSTRUCT FACILITY	RT	300,000	150,000	0	0	0	150,000
2145	BB	880C-TRS-12	MNDOT	GREATER MN TRANSIT CAPITAL	0.0	TR	PURCHASE BUS	STP	1,250,000	1,000,000	0	0	0	250,000
2146	BB	TRF-4005-11	MNDOT	SECT 5311 (F) JEFFERSON LINES, PURCHASE MID-SIZE BUS AT 80%	0.0	OB	OPERATE BUS	FTA	250,000	0	0	200,000	0	50,000
2147	BB	TRF-4005-11A	MNDOT	SECT 5311 (F): JEFFERSON LINES, CAPITAL VEHICLE REHAB AT 80%	0.0	OB	OPERATE BUS	FTA	100,000	0	0	80,000	0	20,000
2148	BB	TRF-4005-11B	MNDOT	SECT 5311 (F): JEFFERSON LINES, MARKETING PROJECT 80% OF TOTAL COST	0.0	OB	OPERATE BUS	FTA	425,825	0	0	340,660	0	85,165
2149	BB	TRF-4005-11C	MNDOT	SECT 5311 (F): JEFFERSON LINES, PROVIDE 50% OF OPERATING ASSISTANCE	0.0	OB	OPERATE BUS	FTA	1,474,980	0	0	319,382	0	1,155,598
2150	BB	TRF-4005-11D	MNDOT	SECT 5311 (f): JEFFERSON LINES, PROVIDE 100% OF OPERATING ASSISTANCE	0.0	OB	OPERATE BUS	FTA	977,549	0	0	614,122	0	363,427
2151	BB	TRF-9047-11	MNDOT	SECT 5311 (f): BLUE EARTH BLUE SKY LLC COMPANY DBA LAND TO AIR EXPRESS, PILOT PROJECT, 100% OF DEFICIT	0.0	OB	OPERATE BUS	FTA	323,537	0	0	121,327	0	202,210
2152	BB	TRF-9047-11A	MNDOT	SECT 5311 (f): BLUE EARTH BLUE SKY LLC COMPANY DBA LAND TO AIR EXPRESS, MARKETING ASSISTANCE AT 80%	0.0	OB	OPERATE BUS	FTA	63,000	0	0	50,400	0	12,600
2153	MN 999	TCP-NLX-12B	MN/DOT	Northern Lights Express (NLX) - PE/NEPA	0.0	MC	PRELIMINARY ENGINEERING	FFM	8,000,000	0	0	0	0	8,000,000
2154	LOCAL 999	088-030-042	MNDOT	FRACTURE CRITICAL BRIDGE INSPECTIONS ON LOCAL NON-FEDERAL ROUTES (SOFT MATCH)	0.0	BI	MISCELLANEOUS	BR	200,000	200,000	0	0	0	0
2155	LOCAL 999	088-030-043	MNDOT	FRACTURE CRITICAL BRIDGE INSPECTIONS ON LOCAL FEDERAL ROUTES	0.0	BI	MISCELLANEOUS	BR	90,000	50,000	0	0	0	40,000
2156	LOCAL 999	088-030-051AC	MnDOT	LOCAL BRIDGE SHV LOAD RATING	0.0	BI	MISCELLANEOUS	BR	500,000	500,000	0	0	0	0
2157	LOCAL 999	091-060-103	MNDOT	MINNESOTA GREAT RIVER ROAD: CMP & IMPLEMENTATION	0.0	PL	MISCELLANEOUS	SB	700,000	560,000	0	0	0	140,000
2158	TH 24	4711-20C	MNDOT	**ELLA** - REHAB & RELOCATE BRIDGE 5388 TO LAKE LOUIS STATE PARK IN MOWER COUNTY	0.0	EN	BRIDGE REHABILITATION	TEA	1,736,370	1,389,096	0	0	0	347,274

Seq #	Route System	Project Number	Agency	Description	Miles	Program	Type of Work	Proposed Funds	Total	FHWA	AC	FTA	TH	Other
2159	I 94	8816-1627	MNDOT	COMPREHENSIVE SYSTEM FOR ASSESSON TRUCK PARKING AVAILABILITY - DEVELOP, INSTALL, TEST, AND MANAGE A VISION BASED REAL-TIME TRUCK PARKING AVAILABILITY INFORMATION PILOT PROJECT	0.0	TM	TRAFFIC MGMT. SYSTEM	FFM	2,267,651	2,040,940	0	0	226,711	0
2160	MN 999	8816-1619	MNDOT	RESTRICTED CROSSING U-TURN (RCUT) VIDEO	0.0	PL	PLANNING	FFM	11,250	9,000	0	0	0	2,250
2161	TH 999	8816-1654	MNDOT	TOWARDS ZERO DEATH (TZD) BEHAVIORAL STRATEGY PROGRAM EVALUATION	0.0	SH	MISCELLANEOUS	HSIP	11,111	10,000	0	0	0	1,111
2162	TH 999	8816-1655	MNDOT	TOWARDS ZERO DEATH (TZD) ENFORCEMENT	0.0	SH	MISCELLANEOUS	HSIP	405,556	365,000	0	0	0	40,556
2163	TH 999	8816-1656	MNDOT	TOWARDS ZERO DEATH (TZD) EDUCATION	0.0	SH	MISCELLANEOUS	HSIP	400,000	360,000	0	0	0	40,000
2164	TH 999	8816-1657	MNDOT	TOWARDS ZERO DEATH (TZD) REGIONAL COORDINATORS	0.0	SH	MISCELLANEOUS	HSIP	333,333	300,000	0	0	0	33,333
2165	TH 999	8816-1147	MNDOT	RED DYED FUEL TAX EVASION ENFORCEMENT (YR 1 OF 2)	0.0	TM	PLANNING	STP	120,000	120,000	0	0	0	0
2166	TH 999	8816-1674	MnDOT	STATEWIDE - DBE SUPPORTIVE SERVICES: PROVIDE BUSINESS DEVELOPMENT SERVICES TO CERTIFIED DBEs IN HIGHWAY HEAVY CONSTRUCTION WORK AREAS	0.0	CA	PLANNING	FFM	407,400	407,400	0	0	0	0
2167	TH 999	8816-1675	MnDOT	STATEWIDE: OJT SUPPORTIVE SERVICES: PROVIDE ON-THE-JOB TRAINING SERVICES TO WOMEN AND MINORITIES WITHIN HIGHWAY HEAVY CONSTRUCTION WORK AREAS	0.0	CA	PLANNING	FFM	250,000	250,000	0	0	0	0
2168	PED/BIKE	8816-1632	MNDOT	STATEWIDE BICYCLE POLICY PLAN & MISSISSIPPI RIVER TRAIL US BICYCLE ROUTE IMPLEMENTATION	0.0	PL	PLANNING	STP	551,940	310,974	0	0	0	240,966
2169	RR	8816-1132	MNDOT	GRADE CROSSING SAFETY DATABASE - MODIFY, ENHANCE AND MAINTAIN	0.0	SR	RR X-ING IMPROVEMENTS	RRS	112,500	101,250	0	0	0	11,250
2170	LOCAL 999	088-BLR-12	MnDOT	BRIDGE LOAD RATING INSPECTIONS (LOCAL SYSTEM)	0.0	BI	MISCELLANEOUS	BR	800,000	800,000	0	0	0	0
2171	LOCAL 999	088-LBU-12	MnDOT	LOCAL BRIDGE UNDERWATER INSPECTION	0.0	BI	MISCELLANEOUS	BR	625,000	500,000	0	0	0	125,000
2172	TH 999	880C-BIKE-11	MNDOT	STATEWIDE BIKE COORDINATOR(\$150,000 FOR 2011/2012)	0.0	PL	PLANNING	STP	75,000	75,000	0	0	0	0
2173	TH 999	880C-COF-12	MNDOT	COMMISSIONER'S OPPORTUNITY FUND	0.0	SC	ADA IMPROVEMENTS	STP	2,960,000	1,570,000	0	0	1,390,000	0
2174	TH 999	880C-CPF-12	MNDOT	COMMISSIONER'S PRIORITY FUND	0.0	SC	ADA IMPROVEMENTS	STP	1,000,000	0	0	0	1,000,000	0
2175	TH 999	880C-DBE-12	MNDOT	DBE/OJT PROJECTS (100% FEDERAL)	0.0	PL	MISCELLANEOUS	STP	1,200,000	1,200,000	0	0	0	0

Seq #	Route System	Project Number	Agency	Description	Miles	Program	Type of Work	Proposed Funds	Total	FHWA	AC	FTA	TH	Other
2176	TH 999	880C-HSP-12	MNDOT	STRATEGIC HIGHWAY SAFETY PLAN - LOW COST SAFETY IMPROVEMENTS	0.0	SH	MEDIAN BARRIER	HSIP	495,000	495,000	0	0	0	0
2177	TH 999	880C-ITS-12	MnDOT	ITS DISTRICT REQUESTS	0.0	TM	MISCELLANEOUS	STP	600,000	500,000	0	0	0	100,000
2178	TH 999	880C-ITS-12A	MnDOT	VII/MBUF (YEAR 3 OF 4)	0.0	TM	MISCELLANEOUS	FFM	1,200,000	600,000	0	0	0	600,000
2179	TH 999	880C-LTA-12	MNDOT	LOCAL TECHNICAL ASSISTANCE PROGRAM - 2012	0.0	PL	PLANNING	FFM	515,000	140,000	0	0	0	375,000
2180	TH 999	880C-PED-11	MNDOT	STATEWIDE PEDESTRIAN COORDINATOR (\$150,000 FOR 2011/2012)	0.0	PL	PLANNING	STP	75,000	75,000	0	0	0	0
2181	TH 999	880C-PI-12	MnDOT	PROGRAM INCIDENTALS	0.0	NA	MISCELLANEOUS	SF	200,000	0	0	0	200,000	0
2182	RR	880C-RAIL-12	MNDOT	RAIL GRADE CROSSING SETASIDE	0.0	SR	RR X-ING IMPROVEMENTS	RRS	88,900	80,000	0	0	0	8,900
2183	TH 999	880C-RIDE-12	MNDOT	MINNESOTA RIDESHARE (\$296,000 FOR 2012/13)	0.0	PL	PLANNING	STP	148,000	148,000	0	0	0	0
2184	TH 999	880C-RW-12	MNDOT	RIGHT OF WAY INCIDENTALS - 2012	0.0	RW	RIGHT OF WAY	SF	500,000	0	0	0	500,000	0
2185	TH 999	880C-SDS-12	MNDOT	SEEDS/PHOENIX INTERNSHIPS - 100% FEDERAL	0.0	NA	MISCELLANEOUS	STP	400,000	400,000	0	0	0	0
2186	TH 999	880C-SFM-12	MNDOT	STATE FURNISHED MATERIALS/ INCIDENTALS	0.0	NA	MISCELLANEOUS	SF	2,000,000	0	0	0	2,000,000	0
2187	RR	880C-SIGN-12	MNDOT	RAIL GRADE CROSSINGS - SIGN INSTALL/REPLACE	0.0	SR	RR X-ING IMPROVEMENTS	RRS	36,778	33,100	0	0	0	3,678
2188	TH 999	880C-SRS-12	MNDOT	SAFE ROUTES TO SCHOOL COORDINATOR (\$224,000 FOR 2012-13)	0.0	PL	PLANNING	SRS	112,000	112,000	0	0	0	0
2189	TH 999	880C-SRS-12	MNDOT	SAFE ROUTE TO SCHOOL - NON INFRASTRUCTURE	0.0	PL	PLANNING	SRS	112,000	112,000	0	0	0	0
2190	TH 999	880C-SRS-12	MNDOT	SAFE ROUTE TO SCHOOL - INFRASTRUCTURE	0.0	PL	PLANNING	SRS	1,428,240	1,428,240	0	0	0	0
2191	TH 999	880C-WB-12	MNDOT	WETLAND BANKING AGREEMENTS	0.0	RW	WETLAND MITIGATION	SF	250,000	0	0	0	250,000	0
2192	TH 999	880C-WS-12	MNDOT	TRUCK WEIGH STATION AND SCALE REHABILITATION	0.0	RB	BUILDING REHAB	STP	2,000,000	1,600,000	0	0	400,000	0
									\$52,229,712	\$24,033,397	\$0	\$1,725,891	\$5,966,711	\$20,503,713

Seq #	Route System	Project Number	Agency	Description	Miles	Program	Type of Work	Proposed Funds	Total	FHWA	AC	FTA	TH	Other
2193	REC TRAIL	880C-RT-13	DNR PARKS AND TRAILS	STATEWIDE DNR PARKS & TRAILS	0.0	RT	PARKS & TRAIL	RT	3,437,500	2,750,000	0	0	0	687,500
2194	BB	880C-TRS-13	MNDOT	GREATER MN TRANSIT CAPITAL	0.0	TR	PURCHASE BUS	STP	1,250,000	1,000,000	0	0	0	250,000
2195	LOCAL 999	088-030-049	MNDOT	FRACTURE CRITICAL BRIDGE INSPECTIONS ON LOCAL NON-FEDERAL ROUTES (SOFT MATCH)	0.0	BI	MISCELLANEOUS	BR	200,000	200,000	0	0	0	0
2196	LOCAL 999	088-030-050	MNDOT	FRACTURE CRITICAL BRIDGE INSPECTIONS ON LOCAL FEDERAL ROUTES	0.0	BI	MISCELLANEOUS	BR	90,000	50,000	0	0	0	40,000
2197	TH 999	8816-1147	MNDOT	RED DYED FUEL TAX EVASION ENFORCEMENT (YR 2 OF 2)	0.0	TM	PLANNING	STP	120,000	120,000	0	0	0	0
2198	RR	8816-1132	MNDOT	GRADE CROSSING SAFETY DATABASE - MODIFY, ENHANCE AND MAINTAIN	0.0	SR	RR X-ING IMPROVEMENTS	RRS	112,500	101,250	0	0	0	11,250
2199	LOCAL 999	088-BLR-13	MnDOT	BRIDGE LOAD RATING INSPECTIONS (LOCAL SYSTEM)	0.0	BI	MISCELLANEOUS	BR	800,000	800,000	0	0	0	0
2200	TH 999	880C-BIKE-13	MNDOT	STATEWIDE BIKE COORDINATOR(\$150,000 FOR 2013/2014)	0.0	PL	PLANNING	STP	75,000	75,000	0	0	0	0
2201	TH 999	880C-BR4M-13	MNDOT	BETTER ROADS PRESERVATION PROGRAM	0.0	RS	MISCELLANEOUS	STP BF	90,000,000	12,000,000	0	0	28,000,000	50,000,000
2202	MN 61	880C-CBI-13	MNDOT	COORDINATED BORDER INFRASTRUCTURE	0.0	RB	MISCELLANEOUS	CBI	2,464,000	2,464,000	0	0	0	0
2203	TH 999	880C-COF-13	MNDOT	COMMISSIONER'S OPPORTUNITY FUND	0.0	SC	ADA IMPROVEMENTS	STP	6,120,000	3,770,000	0	0	2,350,000	0
2204	TH 999	880C-CPF-13	MNDOT	COMMISSIONER'S PRIORITY FUND	0.0	SC	ADA IMPROVEMENTS	STP	1,000,000	0	0	0	1,000,000	0
2205	TH 999	880C-DBE-13	MNDOT	DBE/OJT PROJECTS (100% FEDERAL)	0.0	PL	MISCELLANEOUS	STP	1,400,000	1,400,000	0	0	0	0
2206	TH 999	880C-HSP-13	MNDOT	STRATEGIC HIGHWAY SAFETY PLAN - LOW COST SAFETY IMPROVEMENTS	0.0	SH	MEDIAN BARRIER	HSIP	550,000	495,000	0	0	55,000	0
2207	TH 999	880C-ITS-13	MnDOT	ITS DISTRICT REQUESTS	0.0	TM	MISCELLANEOUS	STP	1,800,000	1,500,000	0	0	0	300,000
2208	TH 999	880C-ITS-13A	MnDOT	VII/MBUF (YEAR 4 OF 4)	0.0	TM	MISCELLANEOUS	FFM	200,000	100,000	0	0	0	100,000
2209	TH 999	880C-LTA-13	MNDOT	LOCAL TECHNICAL ASSISTANCE PROGRAM - 2013	0.0	PL	PLANNING	FFM	515,000	140,000	0	0	0	375,000
2210	TH 999	880C-PED-13	MNDOT	STATEWIDE PEDESTRIAN COORDINATOR(\$150,000 FOR 2013/2014)	0.0	PL	PLANNING	STP	75,000	75,000	0	0	0	0
2211	TH 999	880C-PI-13	MnDOT	PROGRAM INCIDENTALS	0.0	NA	MISCELLANEOUS	SF	200,000	0	0	0	200,000	0

STIP for FY 2012-2015

Seq #	Route System	Project Number	Agency	Description	Miles	Program	Type of Work	Proposed Funds	Total	FHWA	AC	FTA	TH	Other
2212	RR	880C-RAIL-13	MNDOT	RAIL GRADE CROSSING SETASIDE	0.0	SR	RR X-ING IMPROVEMENTS	RRS	277,000	249,300	0	0	0	27,700
2213	TH 999	880C-RIDE-12	MNDOT	MINNESOTA RIDESHARE (\$296,000 FOR 2012/13)	0.0	PL	PLANNING	STP	148,000	148,000	0	0	0	0
2214	TH 999	880C-RW-13	MNDOT	RIGHT OF WAY INCIDENTALS - 2013	0.0	RW	RIGHT OF WAY	SF	200,000	0	0	0	200,000	0
2215	TH 999	880C-SDS-13	MNDOT	SEEDS/PHOENIX INTERNSHIPS - 100% FEDERAL	0.0	NA	MISCELLANEOUS	STP	400,000	400,000	0	0	0	0
2216	TH 999	880C-SFM-13	MNDOT	STATE FURNISHED MATERIALS/ INCIDENTALS	0.0	NA	MISCELLANEOUS	SF	2,000,000	0	0	0	2,000,000	0
2217	TH 999	880C-SRS-13	MNDOT	SAFE ROUTES TO SCHOOL COORDINATOR (\$224,000 FOR 2012-13)	0.0	PL	PLANNING	SRS	112,000	112,000	0	0	0	0
2218	TH 999	880C-SRS-13	MNDOT	SAFE ROUTE TO SCHOOL - NON INFRASTRUCTURE	0.0	PL	PLANNING	SRS	112,000	112,000	0	0	0	0
2219	TH 999	880C-SRS-13	MNDOT	SAFE ROUTE TO SCHOOL - INFRASTRUCTURE	0.0	PL	PLANNING	SRS	1,428,240	1,428,240	0	0	0	0
2220	TH 999	880C-TZD-13	MNDOT	TOWARDS ZERO DEATH BEHAVIORIAL STRATEGIES EDUCATION, ENFORCEMNT, EVALUATION, PROGRAM SUPPORT)	0.0	SH	TZD BEHAVIOR STRATEGIES	HSIP	1,180,000	1,062,000	0	0	0	118,000
2221	TH 999	880C-WB-13	MNDOT	WETLAND BANKING AGREEMENTS	0.0	RW	WETLAND MITIGATION	SF	250,000	0	0	0	250,000	0
2222	TH 999	880C-WS-13	MNDOT	TRUCK WEIGH STATION AND SCALE REHABILITATION	0.0	RB	BUILDING REHAB	STP	2,000,000	1,600,000	0	0	400,000	0
									\$118,516,240	\$32,151,790	\$0	\$0	\$34,455,000	\$51,909,450

Seq #	Route System	Project Number	Agency	Description	Miles	Program	Type of Work	Proposed Funds	Total	FHWA	AC	FTA	TH	Other
2223	REC TRAIL	880C-RT-14	DNR PARKS AND TRAILS	STATEWIDE DNR PARKS & TRAILS	0.0	RT	PARKS & TRAIL	RT	3,437,500	2,750,000	0	0	0	687,500
2224	BB	880C-TRS-14	MNDOT	GREATER MN TRANSIT CAPITAL	0.0	TR	PURCHASE BUS	STP	1,250,000	1,000,000	0	0	0	250,000
2225	LOCAL 999	088-030-054	MNDOT	FRACTURE CRITICAL BRIDGE INSPECTIONS ON LOCAL NON-FEDERAL ROUTES (SOFT MATCH)	0.0	BI	MISCELLANEOUS	BR	200,000	200,000	0	0	0	0
2226	LOCAL 999	088-030-055	MNDOT	FRACTURE CRITICAL BRIDGE INSPECTIONS ON LOCAL FEDERAL ROUTES	0.0	BI	MISCELLANEOUS	BR	90,000	50,000	0	0	0	40,000
2227	TH 999	8816-1402	MNDOT	RED DYED FUEL TAX EVASION ENFORCEMENT (YR 1 OF 2)	0.0	TM	PLANNING	STP	120,000	120,000	0	0	0	0
2228	RR	8816-1403	MNDOT	GRADE CROSSING SAFETY DATABASE - MODIFY, ENHANCE AND MAINTAIN	0.0	SR	RR X-ING IMPROVEMENTS	RRS	112,500	101,250	0	0	0	11,250
2229	TH 999	880C-BIKE-13	MNDOT	STATEWIDE BIKE COORDINATOR(\$150,000 FOR 2013/2014)	0.0	PL	PLANNING	STP	75,000	75,000	0	0	0	0
2230	TH 999	880C-BIKE-15	MNDOT	STATEWIDE BIKE COORDINATOR(\$150,000 FOR 2015/2016)	0.0	PL	PLANNING	STP	0	0	0	0	0	0
2231	TH 999	880C-BR4M-14	MNDOT	BETTER ROADS PRESERVATION PROGRAM	0.0	RS	MISCELLANEOUS	STP BF	79,000,000	19,000,000	0	0	25,000,000	35,000,000
2232	MN 61	880C-CBI-14	MNDOT	COORDINATED BORDER INFRASTRUCTURE	0.0	RB	MISCELLANEOUS	CBI	5,000,000	5,000,000	0	0	0	0
2233	TH 999	880C-COF-14	MNDOT	COMMISSIONER'S OPPORTUNITY FUND	0.0	SC	ADA IMPROVEMENTS	STP	7,120,000	4,270,000	0	0	2,850,000	0
2234	TH 999	880C-CPF-14	MNDOT	COMMISSIONER'S PRIORITY FUND	0.0	SC	ADA IMPROVEMENTS	STP	1,000,000	0	0	0	1,000,000	0
2235	TH 999	880C-DBE-14	MNDOT	DBE/OJT PROJECTS (100% FEDERAL)	0.0	PL	MISCELLANEOUS	STP	1,700,000	1,700,000	0	0	0	0
2236	MN 999	880C-DI-14	MNDOT	DESTINATION INNOVATION PROGRAM	0.0	NA	INNOVATIVE SOLUTIONS	SF	15,000,000	0	0	0	15,000,000	0
2237	TH 999	880C-HSP-14	MNDOT	STRATEGIC HIGHWAY SAFETY PLAN - LOW COST SAFETY IMPROVEMENTS	0.0	SH	MEDIAN BARRIER	HSIP	495,000	495,000	0	0	0	0
2238	TH 999	880C-ITS-14	MnDOT	ITS DISTRICT REQUESTS	0.0	TM	MISCELLANEOUS	STP	1,200,000	600,000	0	0	0	600,000
2239	TH 999	880C-ITS-14	MnDOT	ITS DISTRICT REQUESTS	0.0	TM	MISCELLANEOUS	STP	0	0	0	0	0	0
2240	TH 999	880C-LTA-14	MNDOT	LOCAL TECHNICAL ASSISTANCE PROGRAM - 2014	0.0	PL	PLANNING	FFM	515,000	140,000	0	0	0	375,000

Seq #	Route System	Project Number	Agency	Description	Miles	Program	Type of Work	Proposed Funds	Total	FHWA	AC	FTA	TH	Other
2241	TH 999	880C-PED-13	MNDOT	STATEWIDE PEDESTRIAN COORDINATOR (\$150,000 FOR 2013/2014)	0.0	PL	PLANNING	STP	75,000	75,000	0	0	0	0
2242	TH 999	880C-PI-14	MNDOT	PROGRAM INCIDENTALS	0.0	NA	MISCELLANEOUS	SF	200,000	0	0	0	200,000	0
2243	RR	880C-RAIL-14	MNDOT	RAIL GRADE CROSSING SETASIDE	0.0	SR	RR X-ING IMPROVEMENTS	RRS	277,000	249,300	0	0	0	27,700
2244	TH 999	880C-RIDE-14	MNDOT	MINNESOTA RIDESHARE (\$196,000 FOR 2014/15)	0.0	PL	PLANNING	STP	148,000	148,000	0	0	0	0
2245	TH 999	880C-RW-14	MNDOT	RIGHT OF WAY INCIDENTALS - 2014	0.0	RW	RIGHT OF WAY	SF	200,000	0	0	0	200,000	0
2246	TH 999	880C-SDS-14	MNDOT	SEEDS/PHOENIX INTERNSHIPS	0.0	NA	MISCELLANEOUS	STP	400,000	400,000	0	0	0	0
2247	TH 999	880C-SFM-14	MNDOT	STATE FURNISHED MATERIALS/ INCIDENTALS	0.0	NA	MISCELLANEOUS	SF	2,000,000	0	0	0	2,000,000	0
2248	TH 999	880C-SRS-14	MNDOT	SAFE ROUTES TO SCHOOL COORDINATOR (\$224,000 FOR 2014-15)	0.0	PL	PLANNING	SRTS	112,000	112,000	0	0	0	0
2249	TH 999	880C-SRS-14	MNDOT	SAFE ROUTE TO SCHOOL - NON INFRASTRUCTURE	0.0	PL	PLANNING	SRS	112,000	112,000	0	0	0	0
2250	TH 999	880C-SRS-14	MNDOT	SAFE ROUTE TO SCHOOL - INFRASTRUCTURE	0.0	PL	PLANNING	SRS	1,428,240	1,428,240	0	0	0	0
2251	TH 999	880C-SRS-15	MNDOT	SAFE ROUTES TO SCHOOL COORDINATOR (\$224,000 FOR 2014-15)	0.0	PL	PLANNING	SRTS	0	0	0	0	0	0
2252	TH 999	880C-TZD-14	MNDOT	TOWARDS ZERO DEATH BEHAVIORAL STRATEGIES EDUCATION, ENFORCEMNT, EVALUATION, PROGRAM SUPPORT)	0.0	SH	TZD BEHAVIOR STRATEGIES	HSIP	1,150,000	1,035,000	0	0	0	115,000
2253	TH 999	880C-WB-14	MNDOT	WETLAND BANKING AGREEMENTS	0.0	RW	WETLAND MITIGATION	SF	250,000	0	0	0	250,000	0
2254	TH 999	880C-WS-14	MNDOT	TRUCK WEIGH STATION AND SCALE REHABILITATION	0.0	RB	BUILDING REHAB	STP	2,000,000	1,600,000	0	0	400,000	0
									\$124,667,240	\$40,660,790	\$0	\$0	\$46,900,000	\$37,106,450

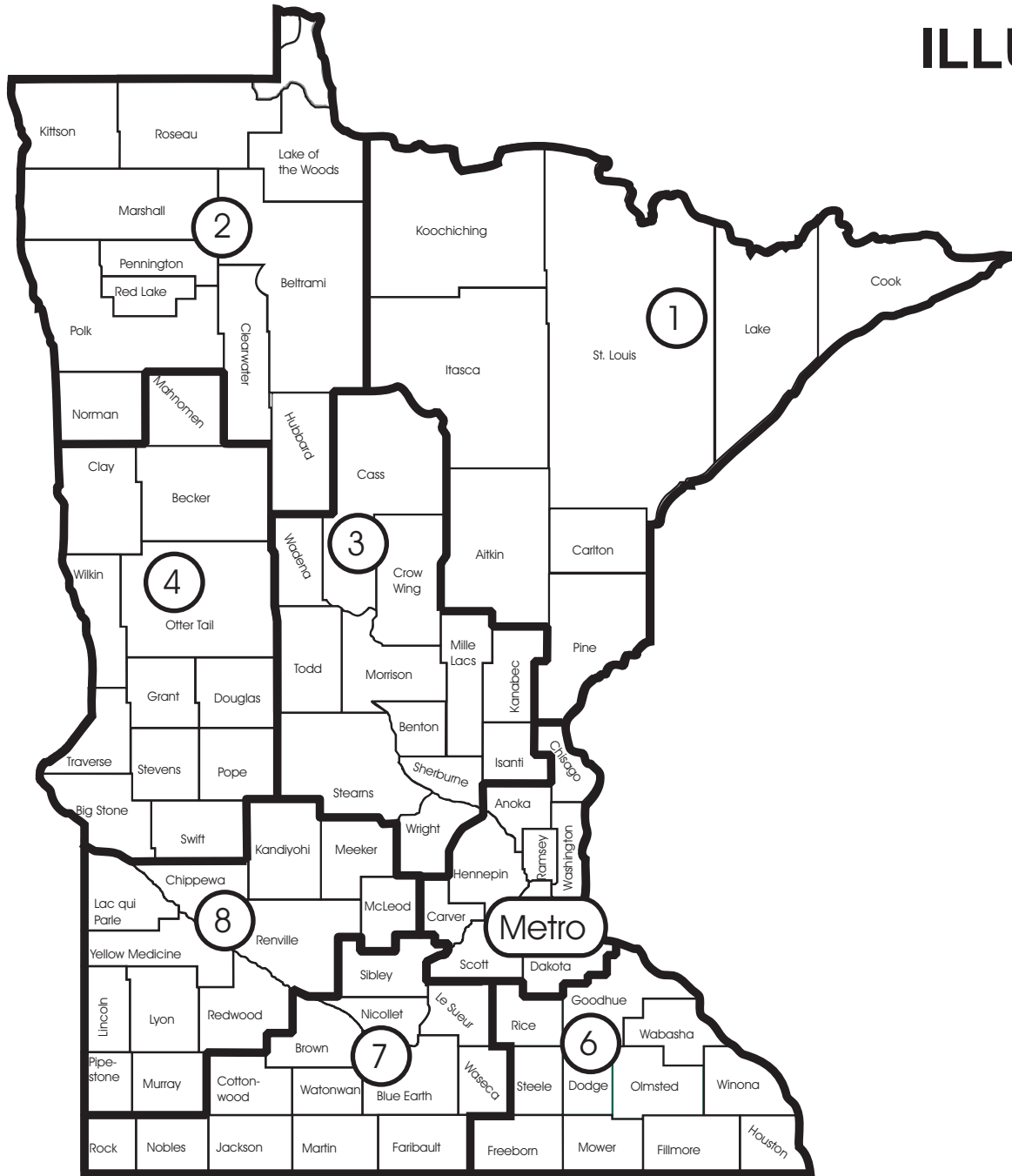
Seq #	Route System	Project Number	Agency	Description	Miles	Program	Type of Work	Proposed Funds	Total	FHWA	AC	FTA	TH	Other
2255	REC TRAIL	880C-RT-15	DNR PARKS AND TRAILS	STATEWIDE DNR PARKS & TRAILS	0.0	RT	PARKS & TRAIL	RT	3,437,500	2,750,000	0	0	0	687,500
2256	BB	880C-TRS-15	MNDOT	GREATER MN TRANSIT CAPITAL	0.0	TR	PURCHASE BUS	STP	1,250,000	1,000,000	0	0	0	250,000
2257	LOCAL 999	088-030-056	MNDOT	FRACTURE CRITICAL BRIDGE INSPECTIONS ON LOCAL NON-FEDERAL ROUTES (SOFT MATCH)	0.0	BI	MISCELLANEOUS	BR	200,000	200,000	0	0	0	0
2258	LOCAL 999	088-030-057	MNDOT	FRACTURE CRITICAL BRIDGE INSPECTIONS ON LOCAL FEDERAL ROUTES	0.0	BI	MISCELLANEOUS	BR	90,000	50,000	0	0	0	40,000
2259	TH 999	8816-1402	MNDOT	RED DYED FUEL TAX EVASION ENFORCEMENT (YR 1 OF 2)	0.0	TM	PLANNING	STP	120,000	120,000	0	0	0	0
2260	RR	8816-1403	MNDOT	GRADE CROSSING SAFETY DATABASE - MODIFY, ENHANCE AND MAINTAIN	0.0	SR	RR X-ING IMPROVEMENTS	RRS	112,500	101,250	0	0	0	11,250
2261	TH 999	880C-BIKE-15	MNDOT	STATEWIDE BIKE COORDINATOR(\$150,000 FOR 2015/2016)	0.0	PL	PLANNING	STP	75,000	75,000	0	0	0	0
2262	TH 999	880C-BR4M-15	MNDOT	BETTER ROADS PRESERVATION PROGRAM	0.0	RS	MISCELLANEOUS	SF	33,000,000	0	0	0	33,000,000	0
2263	MN 61	880C-CBI-15	MNDOT	COORDINATED BORDER INFRASTRUCTURE	0.0	RB	MISCELLANEOUS	CBI	5,000,000	5,000,000	0	0	0	0
2264	TH 999	880C-COF-15	MNDOT	COMMISSIONER'S OPPORTUNITY FUND	0.0	SC	ADA IMPROVEMENTS	STP	8,120,000	5,870,000	0	0	2,250,000	0
2265	TH 999	880C-CPF-15	MNDOT	COMMISSIONER'S PRIORITY FUND	0.0	SC	ADA IMPROVEMENTS	STP	1,000,000	0	0	0	1,000,000	0
2266	TH 999	880C-DBE-15	MNDOT	DBE/OJT PROJECTS (100% FEDERAL)	0.0	PL	MISCELLANEOUS	STP	1,700,000	1,700,000	0	0	0	0
2267	TH 999	880C-HSP-15	MNDOT	STRATEGIC HIGHWAY SAFETY PLAN - LOW COST SAFETY IMPROVEMENTS	0.0	SH	MEDIAN BARRIER	HSIP	495,000	495,000	0	0	0	0
2268	TH 999	880C-ITS-15	MNDOT	ITS DISTRICT REQUESTS	0.0	TM	MISCELLANEOUS	STP	1,875,000	1,500,000	0	0	0	375,000
2269	TH 999	880C-LTA-15	MNDOT	LOCAL TECHNICAL ASSISTANCE PROGRAM - 2014	0.0	PL	PLANNING	FFM	515,000	140,000	0	0	0	375,000
2270	TH 999	880C-PED-15	MNDOT	STATEWIDE PEDESTRIAN COORDINATOR (\$150,000 FOR 2015/2016)	0.0	PL	PLANNING	STP	75,000	75,000	0	0	0	0
2271	TH 999	880C-PI-15	MNDOT	PROGRAM INCIDENTALS	0.0	NA	MISCELLANEOUS	SF	200,000	0	0	0	200,000	0
2272	RR	880C-RAIL-15	MNDOT	RAIL GRADE CROSSING SETASIDE	0.0	SR	RR X-ING IMPROVEMENTS	RRS	277,000	249,300	0	0	0	27,700

ATP: C
 Fiscal Year: 2015

STIP for FY 2012-2015

Seq #	Route System	Project Number	Agency	Description	Miles	Program	Type of Work	Proposed Funds	Total	FHWA	AC	FTA	TH	Other
2273	TH 999	880C-RIDE-14	MNDOT	MINNESOTA RIDESHARE (\$196,000 FOR 2014/15)	0.0	PL	PLANNING	STP	148,000	148,000	0	0	0	0
2274	TH 999	880C-RW-15	MNDOT	RIGHT OF WAY INCIDENTALS - 2015	0.0	RW	RIGHT OF WAY	SF	200,000	0	0	0	200,000	0
2275	TH 999	880C-SDS-15	MNDOT	SEEDS/PHOENIX INTERNSHIPS	0.0	NA	MISCELLANEOUS	STP	400,000	400,000	0	0	0	0
2276	TH 999	880C-SFM-15	MNDOT	STATE FURNISHED MATERIALS/ INCIDENTALS	0.0	NA	MISCELLANEOUS	SF	2,000,000	0	0	0	2,000,000	0
2277	TH 999	880C-SRS-15	MNDOT	SAFE ROUTE TO SCHOOL - NON INFRASTRUCTURE	0.0	PL	PLANNING	SRS	112,000	112,000	0	0	0	0
2278	TH 999	880C-SRS-15	MNDOT	SAFE ROUTE TO SCHOOL - INFRASTRUCTURE	0.0	PL	PLANNING	SRS	1,428,240	1,428,240	0	0	0	0
2279	TH 999	880C-TZD-15	MNDOT	TOWARDS ZERO DEATH BEHAVIORAL STRATEGIES EDUCATION, ENFORCEMNT, EVALUATION, PROGRAM SUPPORT)	0.0	SH	TZD BEHAVIOR STRATEGIES	HSIP	1,150,000	1,035,000	0	0	0	115,000
2280	TH 999	880C-WB-15	MNDOT	WETLAND BANKING AGREEMENTS	0.0	RW	WETLAND MITIGATION	SF	250,000	0	0	0	250,000	0
									\$63,230,240	\$22,448,790	\$0	\$0	\$38,900,000	\$1,881,450

ILLUSTRATIVE PROJECTS



Illustrative Projects
Fiscal Years 2012-2015

STIP for FY 2012-2015

ATP: 1
Fiscal Year: 2014

Seq #	Route System	Year	Project Number	Agency	Description	Miles	Program	Type of Work	Proposed Funds	Total	FHWA	AC	FTA	TH	Other
	MSAS	2014	118-080-036	DULUTH	**ILLUSTRATIVE** DULUTH HEIGHTS CONNECTOR (JOSHUA AVE) FROM MAPLE GROVE TO ARROWHEAD ROAD, NEW ROADWAY	0.5	MC	GRADE AND SURFACE	STP	7,200,000	0	0	0	0	7,200,000
										7,200,000	\$0	\$0	\$0	\$0	\$7,200,000

Appendix A

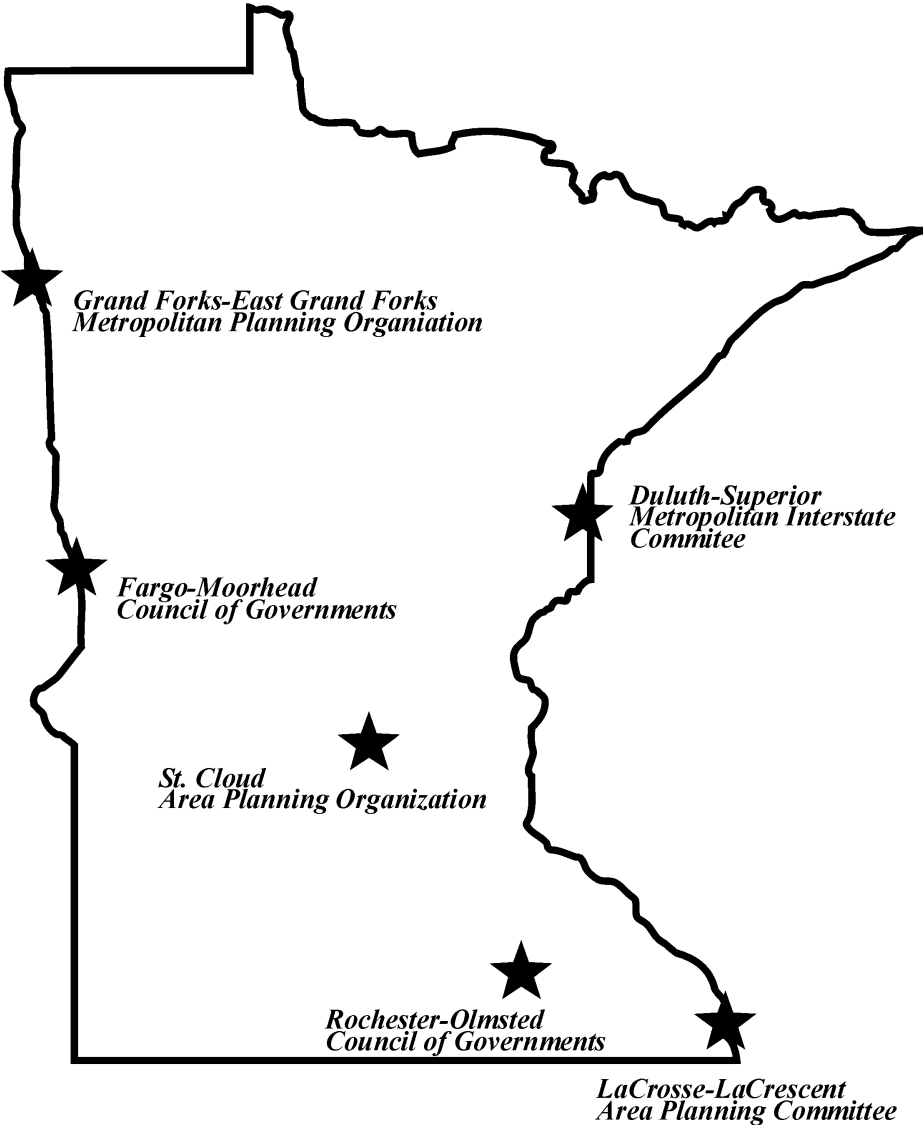
Select Highway and Transit Programs

- ✓ Greater Minnesota MPO Programs
- ✓ Transportation Enhancement Activities (TEA)
- ✓ Highway Safety Improvement Program (HSIP)
- ✓ Transit Programs
- ✓ Indian Reservation Roads (IRR)
- ✓ Recreational Trail Program
- ✓ MnDOT State Road Construction Program (SRC)

Greater Minnesota MPO Programs

- ✓ Duluth-Superior Metropolitan Interstate Committee
- ✓ Grand Forks-East Grand Forks MPO
- ✓ St. Cloud Area Planning Organization
- ✓ Fargo-Moorhead Council of Governments
- ✓ LaCrosse-LaCrescent Area Planning Committee
- ✓ Rochester-Olmsted Council of Governments

**GREATER MINNESOTA
METROPOLITAN PLANNING
ORGANIZATIONS**



GREATER MINNESOTA MPO PROGRAMS

In accordance with the joint FHWA/FTA Metropolitan Planning Rules, 23 CFR Section 450.324, each of the Metropolitan Planning Organizations in Greater Minnesota has developed and approved a four-year fiscally constrained Transportation Improvement Program (TIP). Each TIP provides a prioritized list of projects for which federal (FHWA and FTA), state (MnDOT) and in some cases, local funds are anticipated to be used. The federally funded projects have been selected through the Area Transportation Partnership (ATP) process and are included in the appropriate Area Transportation Improvement Program (ATIP).

Also included in the MPO TIP is a financial plan which discusses the program's fiscal constraint as well as the MPO's certification that the MPO planning process is being carried out in compliance with all applicable federal requirements. In the case of Duluth-Superior and St. Cloud, which are "air quality maintenance areas" for carbon monoxide, a conformity determination analysis is also included.

After adoption by the MPO, approval from MnDOT as the Governor's designee, and the completion of a joint planning finding and Air Quality Conformity Determination by FHWA and FTA (where needed), the MPO TIP is incorporated by reference, without modification, into the STIP. Additionally, the federal and MnDOT funded projects within the MPO area are listed in the STIP.

The following table summarizes the federal funding for each MPO.

Figure A-1 GREATER MINNESOTA MPO FUNDING BY SOURCE AND YEAR (\$ THOUSANDS)					
SOURCE	2012	2013	2014	2015	TOTAL*
FTA					
Duluth-Superior	2,051	2,051	2,051	2,051	8,205
Grand Forks-East Grand Forks	95	129	99	133	456
St. Cloud	5,269	8,584	3,942	2,180	19,975
Fargo-Moorhead	2,432	2,566	2,642	3,071	10,621
Rochester-Olmsted	13,004	2,911	3,968	7,460	27,343
LaCrosse-LaCrescent	92	94	94	94	374
SUBTOTAL*	22,943	16,336	12,797	14,989	67,065
FHWA**					
Duluth-Superior	21,335	3,836	18,276	14,262	57,709
Grand Forks-East Grand Forks	1,087	4,124	738	0	5,949
St. Cloud	27,309	7,807	8,775	12,116	56,007
Fargo-Moorhead	8,949	40	3,927	64	12,980
Rochester-Olmsted	6,188	8,824	4,777	6,536	26,325
LaCrosse-LaCrescent	21,450	36,186	14,300	0	71,936
SUBTOTAL*	86,318	59,689	88,066	36,563	270,636
TOTAL*	109,261	76,025	100,863	51,552	337,701

*may not total correctly due to rounding

**includes transit capital

ATP: DULUTH-SUPERIOR METROPOLITAN INTERSTATE COMMITTEE
 Fiscal Year: 2012

STIP for FY 2012-2015

Seq #	Route System	Project Number	Agency	Description	Miles	Program	Type of Work	Proposed Funds	Total	FHWA	AC	FTA	TH	Other
4	BB	TRF-0016-12A	DULUTH TRANSIT AUTHORITY	SECT 5307: DULUTH DIAL-A-RIDE TRANSIT OPERATING ASSISTANCE	0.0	B9	OPERATE BUS	LF	575,960	0	0	0	0	575,960
5	BB	TRF-0016-12B	DULUTH TRANSIT AUTHORITY	SECT 5307: DULUTH TRANSIT OPERATING ASSISTANCE REGULAR ROUTE & PREVENTATIVE MAINTENANCE	0.0	B9	OPERATE BUS	FTA	10,213,005	0	0	1,300,000	0	8,913,005
6	BB	TRF-0016-12C	DULUTH TRANSIT AUTHORITY	SECT 5307: DULUTH TRANSIT CAPITAL	0.0	B9	BUS GRANT CAPITAL IMPROVEMENT	FTA	699,856	0	0	559,885	0	139,971
7	BB	TRF-0016-12-JA	DULUTH TRANSIT AUTHORITY	SECT 5316: JARC URBAN OPERATING FUNDS FOR DULUTH TRANSIT AUTHORITY	0.0	JA	OPERATE BUS	FTA	383,000	0	0	191,500	0	191,500
10	BB	TRS-0016-12	DULUTH TRANSIT AUTHORITY	DTA-PURCHASE 10 BUSES TOTAL, 5 WILL BE HYBRID (CLASS 700)	0.0	TR	PURCHASE BUS	STP	4,618,180	3,694,544	0	0	0	923,636
24	CSAH 91	069-691-020	ST LOUIS COUNTY	**MN156** ST LOUIS CSAH 91, DM&IR RR CROSSING AT 8TH ST, DULUTH, TO CSAH 56, RECONSTRUCT	2.3	RC	GRADE AND SURFACE	HPP	10,000,000	3,599,601	0	0	0	6,400,399
29	LOCAL 999	091-070-020	DULUTH AIR GUARD	**MN134** CONSTRUCTION OF PRIMARY & SECONDARY ACCESS ROADWAYS TO DULUTH AIR NATIONAL GUARD BASE	0.0	MC	GRADE AND SURFACE	HPP	2,595,969	2,076,775	0	0	0	519,194
31	PED/BIKE	118-090-016	DULUTH	LAKEWALK EXTENSION PHASE IV, 60TH AVE E TO TH 61, PED/BIKE FACILITY	1.0	EN	PEDESTRIAN BIKE BRIDGE	TEA	657,928	526,342	0	0	0	131,586
32	PED/BIKE	118-090-017	DULUTH	LAKEWALK EXTENSION PHASE V, TH 61 TO BRIGHTON BEACH, PED/BIKE	0.5	EN	PEDESTRIAN BIKE BRIDGE	TEA	812,500	650,000	0	0	0	162,500
33	PED/BIKE	118-090-018	DULUTH	**MN146** CROSS CITY TRAIL, DULUTH, PULASKI TO WASECA INDUSTRIAL BLVD., PED/BIKE FACILITY	2.6	BT	PED/BIKE IMPROVEMENT	HPP	2,312,189	1,849,751	0	0	0	462,438
37	MN 23	6910-90	MNDOT	**FMB** AT THE MN/WI STATE LINE OVER ST. LOUIS RIVER, PLACE RIP RAP AROUND PIER(S), BR # 6313	0.0	BI	RIP RAP	BF	340,000	0	0	0	0	340,000
38	I 35	0980-139	MNDOT	**BR4M** I-35 - SCANLON TO APPROXIMATELY JCT OF BOUNDARY AVE, UNBONDED CONCRETE OVERLAY, DRAINAGE REPAIRS, REPAIR BR #S 09826, 09827, 09828, 09829, 09822, 69889, 69890, 69814, TH 2 - PROCTOR TO I-35, MILL & OVERLAY (ASSOC. 6982-287, 6939-19)	10.6	RC	UNBONDED CONCRETE OVERLAY	BF	31,131,129	0	0	0	0	31,131,129
41	I 35	6982-290AC2	MNDOT	BOUNDARY AVE TO 26TH AVE E, PAVEMENT REPL & REPAIRS, BR REPL BR #S 69831, 69832, 69880 & REPAIRS BR #S 69851, 69852, 69879 + SPOT REPAIRS AT 21ST AVE W INTERCHANGE, REMOVE BR #S 69835 & 69828 NEAR 27TH AVE W, SAFETY IMPROVEMENTS (AC PAYBACK 2 OF3)	10.0	BR	BRIDGE REPLACEMENT	IM	4,888,000	4,888,000	0	0	0	0
51	I 35	6981-9030E	MNDOT	BLATNIK BR #9030 BETWEEN DULUTH & SUPERIOR, PARTIAL PAINTING & DECK SEAL (MINNESOTA & WISCONSIN SHARES)	0.0	BI	BRIDGE REPAIR	IM	9,000,000	4,050,000	0	0	450,000	4,500,000
									\$78,227,716	\$21,335,013	\$0	\$2,051,385	\$450,000	\$54,391,318

ATP: DULUTH-SUPERIOR METROPOLITAN INTERSTATE COMMITTEE
 Fiscal Year: 2013

STIP for FY 2012-2015

Seq #	Route System	Project Number	Agency	Description	Miles	Program	Type of Work	Proposed Funds	Total	FHWA	AC	FTA	TH	Other
59	BB	TRF-0016-13A	DULUTH TRANSIT AUTHORITY	SECT 5307: DULUTH DIAL-A-RIDE TRANSIT OPERATING ASSISTANCE	0.0	B9	OPERATE BUS	LF	592,375	0	0	0	0	592,375
60	BB	TRF-0016-13B	DULUTH TRANSIT AUTHORITY	SECT 5307: DULUTH TRANSIT OPERATING ASSISTANCE REGULAR ROUTE & PREVENTATIVE MAINTENANCE	0.0	B9	OPERATE BUS	FTA	10,504,076	0	0	1,300,000	0	9,204,076
61	BB	TRF-0016-13C	DULUTH TRANSIT AUTHORITY	SECT 5307: DULUTH TRANSIT CAPITAL	0.0	B9	BUS GRANT CAPITAL IMPROVEMENT	FTA	699,856	0	0	559,885	0	139,971
62	BB	TRF-0016-13-JA	DULUTH TRANSIT AUTHORITY	SECT 5316: JARC URBAN OPERATING FUNDS FOR DULUTH TRANSIT AUTHORITY	0.0	JA	OPERATE BUS	FTA	383,000	0	0	191,500	0	191,500
66	BB	TRS-0016-13	DULUTH TRANSIT AUTHORITY	DTA-PURCHASE 6 BUSES, (CLASS 500)	0.0	TR	PURCHASE BUS	STP	720,000	576,000	0	0	0	144,000
80	CSAH 10	069-610-006	ST LOUIS COUNTY	ARNOLD RD TO JEAN DULUTH RD, RESURFACING	2.1	RS	BITUMINOUS OVERLAY	STP	1,100,000	850,000	0	0	0	250,000
87	PED/BIKE	118-090-002	DULUTH	CROSS CITY CONNECTION DULUTH PHASE II, WASECA INDUSTRIAL BLVD TO RECYCLE WAY, PED/BIKE FACILITY	2.0	EN	PED/BIKE IMPROVEMENT	TEA	700,000	500,000	0	0	0	200,000
88	MSAS 148	118-148-040	DULUTH	10TH AVE E BETWEEN, E 2ND STREET & E 9TH ST, RECONSTRUCT	0.5	RC	GRADE AND SURFACE	STP	3,242,500	950,000	0	0	0	2,292,500
93	MN 23	6910-82	MNDOT	0.1 & 1.1 MI S JCT I-35, REPLACE BR #S 88544 & 88545	0.0	BR	BRIDGE REPLACEMENT	BR	1,200,000	960,000	0	0	240,000	0
									\$19,141,807	\$3,836,000	\$0	\$2,051,385	\$240,000	\$13,014,422

ATP: DULUTH-SUPERIOR METROPOLITAN INTERSTATE COMMITTEE
 Fiscal Year: 2014

STIP for FY 2012-2015

Seq #	Route System	Project Number	Agency	Description	Miles	Program	Type of Work	Proposed Funds	Total	FHWA	AC	FTA	TH	Other
111	BB	TRF-0016-14A	DULUTH TRANSIT AUTHORITY	SECT 5307: DULUTH DIAL-A-RIDE TRANSIT OPERATING ASSISTANCE	0.0	B9	OPERATE BUS	LF	609,258	0	0	0	0	609,258
112	BB	TRF-0016-14B	DULUTH TRANSIT AUTHORITY	SECT 5307: DULUTH TRANSIT OPERATING ASSISTANCE REGULAR ROUTE & PREVENTATIVE MAINTENANCE	0.0	B9	OPERATE BUS	FTA	10,803,442	0	0	1,300,000	0	9,503,442
113	BB	TRF-0016-14C	DULUTH TRANSIT AUTHORITY	SECT 5307: DULUTH TRANSIT CAPITAL	0.0	B9	BUS GRANT CAPITAL IMPROVEMENT	FTA	699,856	0	0	559,885	0	139,971
114	BB	TRF-0016-14-JA	DULUTH TRANSIT AUTHORITY	SECT 5316: JARC URBAN OPERATING FUNDS FOR DULUTH TRANSIT AUTHORITY	0.0	JA	OPERATE BUS	FTA	383,000	0	0	191,500	0	191,500
117	BB	TRS-0016-14	DULUTH TRANSIT AUTHORITY	DTA-PURCHASE 10 BUSES TOTAL, 5 WILL BE HYBRID (CLASS 700)	0.0	TR	PURCHASE BUS	STP	5,616,000	3,440,000	0	0	0	2,176,000
130	PED/BIKE	118-090-019	DULUTH	CROSS CITY TRAIL TO LAKEWALK CONNECTION PHASE III, RECYCLE WAY TO JENSWOLD ST., PED/BIKE FACILITY	0.7	EN	PED/BIKE IMPROVEMENT	TEA	700,000	500,000	0	0	0	200,000
133	US 2	6937-69100D	MNDOT	BONG BRIDGE & RAMP REPAIRS, DECK OVERLAY, PAINTING, JOINT REPAIR/REPLACEMENT, BR #'S 69100, 69101, 69102, 69109	0.0	BI	BRIDGE REPAIR	NHS	23,219,000	9,615,200	0	0	2,403,800	11,200,000
137	MN 999	8801-BR4M-14	MNDOT	BETTER ROADS BACKFILL FOR SP 0980-139	0.0	RS	BITUMINOUS PAVEMENT	NHS STP	8,552,501	4,720,452	0	0	3,832,049	0
									\$50,583,057	\$18,275,652	\$0	\$2,051,385	\$6,235,849	\$24,020,171

ATP: DULUTH-SUPERIOR METROPOLITAN INTERSTATE COMMITTEE
 Fiscal Year: 2015

STIP for FY 2012-2015

Seq #	Route System	Project Number	Agency	Description	Miles	Program	Type of Work	Proposed Funds	Total	FHWA	AC	FTA	TH	Other
145	BB	TRF-0016-15A	DULUTH TRANSIT AUTHORITY	SECT 5307: DULUTH DIAL-A-RIDE TRANSIT OPERATING ASSISTANCE	0.0	B9	OPERATE BUS	LF	626,621	0	0	0	0	626,621
146	BB	TRF-0016-15B	DULUTH TRANSIT AUTHORITY	SECT 5307: DULUTH TRANSIT OPERATING ASSISTANCE REGULAR ROUTE & PREVENTATIVE MAINTENANCE	0.0	B9	OPERATE BUS	FTA	11,111,340	0	0	1,300,000	0	9,811,340
147	BB	TRF-0016-15C	DULUTH TRANSIT AUTHORITY	SECT 5307: DULUTH TRANSIT CAPITAL	0.0	B9	BUS GRANT CAPITAL IMPROVEMENT	FTA	699,856	0	0	559,885	0	139,971
148	BB	TRF-0016-15-JA	DULUTH TRANSIT AUTHORITY	SECT 5316: JARC URBAN OPERATING FUNDS FOR DULUTH TRANSIT AUTHORITY	0.0	JA	OPERATE BUS	FTA	383,000	0	0	191,500	0	191,500
164	CSAH 9	069-609-038	ST LOUIS COUNTY	FROM JCT CSAH 13 (MIDWAY RD) TO JCT CSAH 4 (RICE LAKE RD), PAVEMENT RECLAMATION	6.0	RD	BITUMINOUS RECLAMATION	STP	5,625,000	2,500,000	0	0	0	3,125,000
166	PED/BIKE	118-090-021	DULUTH	CROSS CITY TRAIL PHASE IV, M182 TO LAKEWALK TRAIL CONNECTOR	0.6	EN	PED/BIKE IMPROVEMENT	TEA	700,000	500,000	0	0	0	200,000
167	MSAS 173	118-173-007	DULUTH	WEST FIRST STREET RECONSTRUCTION FROM MESABA AVE TO PIEDMONT AVE	1.0	RC	GRADE AND SURFACE	STP	2,000,000	920,000	0	0	0	1,080,000
176	I35	6982-290AC3	MNDOT	BOUNDARY AVE TO 26TH AVE E, PAVEMENT REPL & REPAIRS, BR REPL BR #S 69831, 69832, 69880 & REPAIRS BR #S 69851, 69852, 69879 + SPOT REPAIRS AT 21ST AVE W INTERCHANGE, REMOVE BR #S 69835 & 69828 NEAR 27TH AVE W, SAFETY IMPROVEMENTS (AC PAYBACK 3 OF3)	10.0	BR	BRIDGE REPLACEMENT	IM	6,615,638	6,615,638	0	0	0	0
182	MN 999	8801-BR4M-15	MNDOT	BETTER ROADS BACKFILL FOR SP 0905-33	0.0	RS	MILL AND OVERLAY	NHS	4,658,000	3,726,400	0	0	931,600	0
									\$32,419,455	\$14,262,038	\$0	\$2,051,385	\$931,600	\$15,174,432

ATP: GRAND FORKS-EAST GRAND FORKS METROPOLITAN PLANNING ORGANIZATION
 Fiscal Year: 2012

STIP for FY 2012-2015

Seq #	Route System	Project Number	Agency	Description	Miles	Program	Type of Work	Proposed Funds	Total	FHWA	AC	FTA	TH	Other
188	BB	TRF-0018-12A	EAST GRAND FORKS	SECT 5307: EAST GRAND FORKS DAR TRANSIT OPERATING ASSISTANCE	0.0	B9	OPERATE BUS	LF	70,000	0	0	0	0	70,000
189	BB	TRF-0018-12B	EAST GRAND FORKS	SECT 5307: EAST GRAND FORKS FIXED ROUTE TRANSIT OPERATING ASSISTANCE	0.0	B9	OPERATE BUS	FTA	257,500	0	0	95,000	0	162,500
217	PED/BIKE	119-090-006	EAST GRAND FORKS	EAST GRAND FORKS PED/BIKE PATH CONNECTION, 5TH AVE NW UNDERPASS TO INTERSECTION 12TH ST NW & 8TH AVE NW	0.3	EN	PEDESTRIAN BIKE TRAIL	TEA	145,000	90,000	0	0	0	55,000
218	PED/BIKE	119-591-004	EAST GRAND FORKS	**SRTS** IN EAST GRAND FORKS - CE & CONSTRUCT A 5 FT SIDEWALK ON THE W SIDE OF BYGLAND ROAD FROM 6TH STREET SE TO 13TH STREET SE	0.0	BT	PEDESTRIAN BIKE TRAIL	SRTS	193,460	193,460	0	0	0	0
223	US 2B	6001-60	MNDOT	**ADA** IN EAST GRAND FORKS FROM RIVER ST TO 2ND AVE NE (ADA PROJECT)	0.6	SC	PEDESTRIAN RAMPS	STP	150,000	120,000	0	0	30,000	0
233	MN 220	6016-60518B	MNDOT	0.5 MI SW OF TH 2, REHAB BR 60518, (MALLORY BR)	0.0	BI	BRIDGE OVERLAY	STP	855,000	684,000	0	0	171,000	0
									\$1,670,960	\$1,087,460	\$0	\$95,000	\$201,000	\$287,500

ATP: GRAND FORKS-EAST GRAND FORKS METROPOLITAN PLANNING ORGANIZATION
 Fiscal Year: 2013

STIP for FY 2012-2015

Seq #	Route System	Project Number	Agency	Description	Miles	Program	Type of Work	Proposed Funds	Total	FHWA	AC	FTA	TH	Other
240	BB	TRF-0018-13A	EAST GRAND FORKS	SECT 5307: EAST GRAND FORKS DAR TRANSIT OPERATING ASSISTANCE	0.0	B9	OPERATE BUS	LF	72,000	0	0	0	0	72,000
241	BB	TRF-0018-13B	EAST GRAND FORKS	SECT 5307: EAST GRAND FORKS FIXED ROUTE TRANSIT OPERATING ASSISTANCE	0.0	B9	OPERATE BUS	FTA	260,000	0	0	97,000	0	163,000
242	BB	TRF-0018-13C	EAST GRAND FORKS	SECT 5307: EAST GRAND FORKS TRANSIT SHELTER	0.0	B9	BUS GRANT CAPITAL IMPROVEMENT	FTA	40,000	0	0	32,000	0	8,000
265	PED/BIKE	119-010-005	EAST GRAND FORKS	EAST GRAND FORKS - MULTIPURPOSE TRAIL ON W SIDE OF MN220 FOR PED/BIKE TRAIL	0.9	EN	PEDESTRIAN BIKE TRAIL	TEA	255,340	204,272	0	0	0	51,068
279	MN 220	6016-37	MNDOT	**ELLA** W LIMITS OF CLIMAX TO E JCT US2, RESURFACING	23.6	RS	MILL AND OVERLAY	STP	4,900,000	3,920,000	0	0	980,000	0
									\$5,527,340	\$4,124,272	\$0	\$129,000	\$980,000	\$294,068

ATP: GRAND FORKS-EAST GRAND FORKS METROPOLITAN PLANNING ORGANIZATION
 Fiscal Year: 2014

STIP for FY 2012-2015

Seq #	Route System	Project Number	Agency	Description	Miles	Program	Type of Work	Proposed Funds	Total	FHWA	AC	FTA	TH	Other
287	BB	TRF-0018-14A	EAST GRAND FORKS	SECT 5307: EAST GRAND FORKS DAR TRANSIT OPERATING ASSISTANCE	0.0	B9	OPERATE BUS	LF	74,000	0	0	0	0	74,000
288	BB	TRF-0018-14B	EAST GRAND FORKS	SECT 5307: EAST GRAND FORKS FIXED ROUTE TRANSIT OPERATING ASSISTANCE	0.0	B9	OPERATE BUS	FTA	265,000	0	0	99,000	0	166,000
304	CITY	119-103-004	EAST GRAND FORKS	EAST GRAND FORKS - TH 2 & 5TH AVE NW INTERSECTION UPGRADE	0.0	RC	GRADE AND SURFACE	STP	1,880,020	737,880	0	0	0	1,142,140
319	MN 999	8822-125	MNDOT	AT VARIOUS LOCATIONS ON US2 EB & WB, MN200, & MN220, CONCRETE PAVEMENT REHAB	0.0	RS	CONCRETE PAVEMENT REHAB	SF	2,150,000	0	0	0	2,150,000	0
									\$4,369,020	\$737,880	\$0	\$99,000	\$2,150,000	\$1,382,140

ATP: GRAND FORKS-EAST GRAND FORKS METROPOLITAN PLANNING ORGANIZATION
 Fiscal Year: 2015

STIP for FY 2012-2015

Seq #	Route System	Project Number	Agency	Description	Miles	Program	Type of Work	Proposed Funds	Total	FHWA	AC	FTA	TH	Other
328	BB	TRF-0018-15A	EAST GRAND FORKS	SECT 5307: EAST GRAND FORKS DAR TRANSIT OPERATING ASSISTANCE	0.0	B9	OPERATE BUS	LF	76,000	0	0	0	0	76,000
329	BB	TRF-0018-15B	EAST GRAND FORKS	SECT 5307: EAST GRAND FORKS FIXED ROUTE TRANSIT OPERATING ASSISTANCE	0.0	B9	OPERATE BUS	FTA	270,000	0	0	101,000	0	169,000
330	BB	TRF-0018-15C	EAST GRAND FORKS	SECT 5307: EAST GRAND FORKS TRANSIT SHELTER	0.0	B9	BUS GRANT CAPITAL IMPROVEMENT	FTA	40,000	0	0	32,000	0	8,000
									\$386,000	\$0	\$0	\$133,000	\$0	\$253,000

Seq #	Route System	Project Number	Agency	Description	Miles	Program	Type of Work	Proposed Funds	Total	FHWA	AC	FTA	TH	Other
365	BB	TRF-0048-12A	METRO BUS	SECT 5307: DIAL A RIDE TRANSIT SERVICE OPERATING ASSISTANCE	0.0	B9	OPERATE BUS	LF	2,900,000	0	0	0	0	2,900,000
366	BB	TRF-0048-12AD	METRO BUS	SECT 5309: OFFICE AND TRAINING CENTER ADDITION	0.0	B3	BUS GRANT CAPITAL IMPROVEMENT	FTA	1,250,000	0	0	1,000,000	0	250,000
367	BB	TRF-0048-12B	METRO BUS	SECT 5307: FIXED ROUTE TRANSIT SERVICE OPERATING ASSISTANCE	0.0	B9	OPERATE BUS	FTA	6,606,831	0	0	891,000	0	5,715,831
368	BB	TRF-0048-12D	METRO BUS	SECT 5307: TRANSIT CAPITAL PURCHASES, OFFICE EQUIPMENT & COMPUTERS	0.0	B9	BUS GRANT CAPITAL IMPROVEMENT	FTA	25,000	0	0	20,000	0	5,000
369	BB	TRF-0048-12E	METRO BUS	SECT 5307: TRANSIT CAPITAL PURCHASES, MAINTENANCE TOOLS & EQUIPMENT	0.0	B9	BUS GRANT CAPITAL IMPROVEMENT	FTA	10,000	0	0	8,000	0	2,000
370	BB	TRF-0048-12F	METRO BUS	SECT 5307: TRANSIT CAPITALIZED PREVENTIVE MAINTENANCE	0.0	B9	BUS GRANT CAPITAL IMPROVEMENT	FTA	918,328	0	0	734,662	0	183,666
371	BB	TRF-0048-12-JA	METRO BUS	SECT 5316: JARC URBAN ST. CLOUD METRO BUS -FR BUS SERVICE	0.0	JA	BUS GRANT	FTA	150,000	0	0	75,000	0	75,000
372	BB	TRF-0048-12L	METRO BUS	SECT 5309: OPERATIONS CENTER VEHICLE STORAGE ADDITION	0.0	B3	BUS GRANT CAPITAL IMPROVEMENT	FTA	1,250,000	0	0	1,000,000	0	250,000
373	BB	TRF-0048-12N	METRO BUS	SECT 5307: OPERATIONS CENTER HVAC IMPROVEMENTS	0.0	B9	BUS GRANT CAPITAL IMPROVEMENT	FTA	125,000	0	0	100,000	0	25,000
374	BB	TRF-0048-12-NA	METRO BUS	SECT 5317: NEW FREEDOM URBAN - ST. CLOUD METRO BUS - TRAVEL TRAINING	0.0	NF	BUS GRANT	FTA	100,000	0	0	80,000	0	20,000
375	BB	TRF-0048-12NS	METRO BUS	OPERATING ASSISTANCE NORTHSTAR LINK COMMUTER BUS	0.0	B9	OPERATE BUS	FTA	500,000	0	0	100,000	0	400,000
376	BB	TRF-0048-12Q	METRO BUS	SECT 5307: OPERATIONS AUTOMOBILE	0.0	B9	BUS GRANT CAPITAL IMPROVEMENT	FTA	20,000	0	0	16,000	0	4,000
377	BB	TRF-0048-12V	METRO BUS	SECT 5307: TRANSIT CAPITAL PURCHASES, BUS SHELTER TRANSIT AMENITY PROGRAM	0.0	B9	BUS GRANT CAPITAL IMPROVEMENT	FTA	30,000	0	0	24,000	0	6,000
378	BB	TRF-0048-12W	METRO BUS	SECT 5307: TRANSIT CAPITAL PURCHASE, ITS PROJECTS	0.0	B9	BUS GRANT CAPITAL IMPROVEMENT	FTA	25,000	0	0	20,000	0	5,000
379	BB	TRF-0048-12X	METRO BUS	SECT 5309:TRANSIT CAPITAL PURCHASE, CNG FUELING STATION	0.0	B3	PURCHASE BUS	FTA	1,500,000	0	0	1,200,000	0	300,000

ATP: ST CLOUD AREA PLANNING ORGANIZATION
Fiscal Year: 2012

STIP for FY 2012-2015

Seq #	Route System	Project Number	Agency	Description	Miles	Program	Type of Work	Proposed Funds	Total	FHWA	AC	FTA	TH	Other
394	CSAH 999	005-030-001	BENTON COUNTY	SAFETY & GEOMETRIC IMPROVEMENTS AT 5 INTERSECTIONS: BENTON CSAH 1 & CSAH 29, CSAH 1 & CSAH 4, CSAH 5 & CSAH 6, CSAH 6 & TH 23, & CSAH 4 & CSAH 6	0.0	SC	TURN LANES	STP	202,000	161,600	0	0	0	40,400
395	CSAH 3	005-603-027	BENTON COUNTY	BENTON COUNTY CSAH 3: BENTON DRIVE TO TH 10, CONDUCT ENVIRONMENTAL STUDY, (AC PROJECT, PAYBACK IN 2014)	0.0	PL	PLANNING	STP	69,863	0	130,137	0	0	69,863
420	CR 134	073-596-006AC1	STEARNS COUNTY	GRADING, AGG BASE, BITUMINOUS SURFACING, CURB & GUTTER, DRAINAGE, SIGNING & STRIPING, BR #73571 & APPURTENANT WORK ON STEARNS CR 134 FROM STEARNS CSAH 4 TO 350 FT. S OF WEST OAKS DR & ON STEARNS CR 134 FROM DRIFTWOOD RD TO RILLA RD (AC PAYBACK, 1 OF 2)	0.5	MC	GRADE, SURFACE &	STP	2,485,104	2,485,104	0	0	0	0
421	CSAH 120	073-720-002	STEARNS COUNTY	SAFETY IMPROVEMENTS FROM 500 FEET WEST OF 50TH AVENUE TO CONNECTICUT AVENUE IN SARTELL (AC PROJECT, PAYBACK IN 2015)	0.5	SC	MEDIAN BARRIER	STP	500,000	0	1,000,000	0	0	500,000
433	PED/BIKE	162-090-005	ST CLOUD	EXTEND BEAVER ISLAND BIKE/PED TRAIL, ST CLOUD CIVIC CENTER NORTH TO 5TH AVENUE ALONG MISSISSIPPI RIVER IN ST CLOUD	0.2	EN	PEDESTRIAN BIKE TRAIL	TEA	3,050,000	493,465	0	0	0	2,556,535
434	MSAS 101	162-101-012AC	ST CLOUD	**MN122** 10TH ST BRIDGE APPROACH WORK, 5TH AVE TO 1ST AVE (AC PAYBACK 1 OF 1)	0.6	RC	GRADE AND SURFACE	STP	601,439	601,439	0	0	0	0
441	MN 15	7321-47	MNDOT	**BP09** CONSTRUCT NEW INTERCHANGE AT JCT STEARNS CO. CSAH 120 IN ST. CLOUD & SARTELL, INCL. NEW BR #73017 (CHAPTER 36 BOND-GM INTERCHANGE PROGRAM)	0.3	MC	GRADE, SURFACE & BRIDGE	SB BF	17,500,000	0	0	0	4,500,000	13,000,000
444	MN 23	0503-75AC1	MNDOT	JCT TH 95 E OF ST CLOUD TO JCT TH 25 IN FOLEY, CONSTRUCT 4-LANE EXPRESSWAY; AND CONSTRUCT BRIDGE #05017; AND FROM JCT TH 25 IN FOLEY TO 1.7 MI E, MILL AND OVERLAY, UPGRADE PED RAMPS (AC PAYBACK 1 OF 2)	8.3	MC	GRADE, SURFACE & BRIDGE	NHS	15,834,444	15,834,444	0	0	0	0
445	MN 23	0503-84	MNDOT	AESTHETICS FOR NEW BRIDGE # 73014 (GRANITE CITY BRIDGE) OVER MISSISSIPPI RIVER IN ST. CLOUD	0.2	RB	LANDSCAPING	SF	100,000	0	0	0	100,000	0
446	MN 23	7305-118	MNDOT	**BR4M** FROM 0.5 MI. W. OF I-94 TO 1.5 MI. E. OF I-94 IN WAITE PARK, MILL & OVERLAY	2.0	RS	MILL & OVERLAY	STP	553,411	442,729	0	0	110,682	0
447	MN 23	7306-95	MNDOT	N JCT TH 15 TO 19 1/2 ST IN ST CLOUD (EB & WB), MILL & OVERLAY	1.1	RS	MILL AND OVERLAY	NHS	1,689,000	1,351,200	0	0	337,800	0
451	I 94	7380-221	MNDOT	REPLACE TYPE A & OVERHEAD SIGNS, DOUGLAS/TODD CO LINE TO WRIGHT/HENNEPIN CO LINE; AND TYPE A SIGNS ON TH 10 FROM ST. CLOUD TO LITTLE FALLS AND ON TH 15 IN BENTON CO	90.7	SC	SIGNING	SF	500,000	0	0	0	500,000	0

ATP: ST CLOUD AREA PLANNING ORGANIZATION
 Fiscal Year: 2012

STIP for FY 2012-2015

Seq #	Route System	Project Number	Agency	Description	Miles	Program	Type of Work	Proposed Funds	Total	FHWA	AC	FTA	TH	Other
452	I 94	7380-222	MNDOT	0.7 MI. E. OF ALBANY TO END OF EB ENTRANCE RAMP AT STEARNS CO CR 159 AT COLLEGEVILLE (EB & WB), MILL & OVERLAY, PAVE SHOULDERS	7.9	RS	MILL AND OVERLAY	IM	5,339,994	4,805,995	0	0	533,999	0
460	MN 301	7109-06	MNDOT	**BR4M** TH 10 TO JCT. CSAH 8 IN ST. CLOUD, MN STATE REFORMATORY, MILL & OVERLAY	1.1	RS	MILL & OVERLAY	STP	265,000	212,000	0	0	53,000	0
464	MN 999	8823-145	MNDOT	DISTRICTWIDE INTERSECTION LIGHTING AT VARIOUS TRUNK HIGHWAY/TRUNK HIGHWAY INTERSECTIONS (HSIP PROJECT)	0.0	SH	LIGHTING	HSIP	466,667	420,000	0	0	46,667	0
465	MN 999	8823-148	MNDOT	DISTRICTWIDE RUMBLESTRIPS/SIGNING/MARKINGS PROJECT (HSIP PROJECT)	0.0	SH	RUMBLE STRIPS	HSIP	237,777	213,999	0	0	23,778	0
466	MN 999	8823-250	MNDOT	DISTRICTWIDE SIGNAL COORDINATION PROJECT (HSIP PROJECT)	0.0	SH	TRAFFIC SIGNAL REVISION	HSIP	290,000	261,000	0	0	29,000	0
467	MN 999	8803-RW-12	MNDOT	DISTRICTWIDE SET ASIDES - RIGHT-OF-WAY - 2012	0.0	RW	RIGHT OF WAY	SF	4,500,000	0	0	0	4,500,000	0
468	MN 999	8803-SAS-12	MNDOT	DISTRICTWIDE SETASIDES - 2012	0.0	NA	MISCELLANEOUS	SF	13,030,000	0	0	0	13,030,000	0
469	LOCAL 999	8803-SHL-12	MNDOT	DISTRICTWIDE SETASIDES - HIGHWAY SAFETY IMPROVEMENT PROGRAM - 2012	0.0	SH	SAFETY TARGET	HSIP	28,664	25,798	0	0	0	2,866
									\$82,653,522	\$27,308,773	\$1,130,137	\$5,268,662	\$23,764,926	\$26,311,161

ATP: ST CLOUD AREA PLANNING ORGANIZATION
 Fiscal Year: 2013

STIP for FY 2012-2015

Seq #	Route System	Project Number	Agency	Description	Miles	Program	Type of Work	Proposed Funds	Total	FHWA	AC	FTA	TH	Other
471	BB	TRF-0048-13A	METRO BUS	SECT 5307: DIAL A RIDE TRANSIT SERVICE OPERATING ASSISTANCE	0.0	B9	OPERATE BUS	LF	2,900,000	0	0	0	0	2,900,000
472	BB	TRF-0048-13B	METRO BUS	SECT 5307: FIXED ROUTE TRANSIT SERVICE OPERATING ASSISTANCE	0.0	B9	OPERATE BUS	FTA	7,632,902	0	0	891,000	0	6,741,902
473	BB	TRF-0048-13D	METRO BUS	SECT 5307: TRANSIT CAPITAL PURCHASES, OFFICE EQUIPMENT & COMPUTERS	0.0	B9	BUS GRANT CAPITAL IMPROVEMENT	FTA	25,000	0	0	20,000	0	5,000
474	BB	TRF-0048-13E	METRO BUS	SECT 5307: TRANSIT CAPITAL PURCHASES, MAINTENANCE TOOLS & EQUIPMENT	0.0	B9	BUS GRANT CAPITAL IMPROVEMENT	FTA	10,000	0	0	8,000	0	2,000
475	BB	TRF-0048-13EE	METRO BUS	SECT 5309: ST CLOUD TRANSIT CAPITAL PURCHASES, 18 LARGE BUSES	0.0	B3	PURCHASE BUS	FTA	8,100,000	0	0	6,480,000	0	1,620,000
476	BB	TRF-0048-13F	METRO BUS	SECT 5307: TRANSIT CAPITALIZED PREVENTIVE MAINTENANCE	0.0	B9	BUS GRANT CAPITAL IMPROVEMENT	FTA	818,669	0	0	654,935	0	163,734
477	BB	TRF-0048-13-JA	METRO BUS	SECT 5316: JARC URBAN ST. CLOUD METRO BUS -FR BUS SERVICE	0.0	JA	BUS GRANT	FTA	150,000	0	0	75,000	0	75,000
478	BB	TRF-0048-13-NA	METRO BUS	SECT 5317: NEW FREEDOM URBAN - ST. CLOUD METRO BUS - TRAVEL TRAINING	0.0	NF	BUS GRANT	FTA	100,000	0	0	80,000	0	20,000
479	BB	TRF-0048-13NS	METRO BUS	TRANSIT OPERATING ASSISTANCE, NORTHSTAR LINK COMMUTER BUS	0.0	B9	OPERATE BUS	FTA	500,000	0	0	100,000	0	400,000
480	BB	TRF-0048-13O	METRO BUS	SECT 5307: TRANSIT CAPITAL PURCHASES, 2 SMALL BUSES	0.0	B9	BUS GRANT CAPITAL IMPROVEMENT	FTA	280,000	0	0	224,000	0	56,000
481	BB	TRF-0048-13Q	METRO BUS	SECT 5307: PURCHASE OPERATIONS VEHICLE	0.0	B9	BUS GRANT CAPITAL IMPROVEMENT	FTA	20,000	0	0	16,000	0	4,000
482	BB	TRF-0048-13V	METRO BUS	SECT 5307: TRANSIT CAPITAL PURCHASES, BUS SHELTER AMENITY PROGRAM	0.0	B9	BUS GRANT CAPITAL IMPROVEMENT	FTA	20,000	0	0	16,000	0	4,000
483	BB	TRF-0048-13W	METRO BUS	SECT 5307: TRANSIT CAPITAL PURCHASES, ITS PROJECTS	0.0	B9	BUS GRANT CAPITAL IMPROVEMENT	FTA	25,000	0	0	20,000	0	5,000
505	CR 134	073-596-006AC2	STEARNS COUNTY	GRADING, AGG BASE, BITUMINOUS SURFACING, CURB & GUTTER, DRAINAGE, SIGNING & STRIPING, BR. #73571 AND APPURTENANT WORK ON STEARNS CR 134 FROM STEARNS CSAH 4 TO 350 FT. S OF WEST OAKS DR & ON STEARNS CR 134 FROM DRIFTWOOD RD TO RILLA RD (AC PAYBACK 2 OF 2)	0.5	MC	GRADE, SURFACE &	STP	1,030,093	1,030,093	0	0	0	0

ATP: ST CLOUD AREA PLANNING ORGANIZATION
 Fiscal Year: 2013

STIP for FY 2012-2015

Seq #	Route System	Project Number	Agency	Description	Miles	Program	Type of Work	Proposed Funds	Total	FHWA	AC	FTA	TH	Other
515	US 10	0501-29	MNDOT	TH 10 AND TH 23 INTERCHANGE AREA, RESURFACING	1.2	RS	BITUMINOUS OVERLAY	SF	1,600,000	0	0	0	1,600,000	0
518	MN 15	7321-48	MNDOT	INSTALL TRAFFIC QUEUE DETECTION SYSTEM BETWEEN 3RD ST. AND 8TH ST. IN ST. CLOUD (HSIP PROJECT)	0.5	SH	TRAFFIC SIGNAL REVISION	HSIP	200,000	180,000	0	0	20,000	0
519	MN 23	0503-75AC2	MNDOT	JCT TH 95 E OF ST CLOUD TO JCT TH 25 IN FOLEY, CONSTRUCT 4 LANE; AND FROM JCT TH 25 IN FOLEY TO 1.7 MI E, MILL & OVERLAY, UPGRADE RAMPS (AC PAYBACK, 2 of 2)	10.8	MC	GRADE,SURFACE & BRIDGE	NHS	4,827,778	4,827,778	0	0	0	0
528	MN 999	8823-140	MNDOT	DISTRICTWIDE RR PRE-EMPTION UPGRADE PROJECT	0.0	SC	TRAFFIC SIGNAL REVISION	SF	300,000	0	0	0	300,000	0
529	MN 999	8803-ADA-13	MNDOT	**ADA** DISTRICTWIDE SETASIDES ADA IMPROVEMENTS - 2013	0.0	NA	SPOT IMPROVEMENT	STP	250,000	200,000	0	0	50,000	0
530	MN 999	8803-RW-13	MNDOT	DISTRICTWIDE SETASIDES - RIGHT-OF-WAY - 2013	0.0	RW	RIGHT OF WAY	SF	4,100,000	0	0	0	4,100,000	0
531	MN 999	8803-SAS-13	MNDOT	DISTRICTWIDE SETASIDE - 2013	0.0	NA	MISCELLANEOUS	SF	13,510,000	0	0	0	13,510,000	0
532	LOCAL 999	8803-SHL-13	MNDOT	DISTRICTWIDE SETASIDES - HIGHWAY SAFETY IMPROVEMENT PROGRAM - 2013	0.0	SH	SAFETY TARGET	HSIP	1,298,857	1,168,971	0	0	0	129,886
533	MN 999	8803-SHS-13	MNDOT	DISTRICTWIDE SETASIDES - DISTRICT 3 HSIP SHARE - 2013	0.0	SH	SAFETY TARGET	HSIP	444,444	400,000	0	0	44,444	0
									\$48,142,743	\$7,806,842	\$0	\$8,584,935	\$19,624,444	\$12,126,522

ATP: ST CLOUD AREA PLANNING ORGANIZATION
Fiscal Year: 2014

STIP for FY 2012-2015

Seq #	Route System	Project Number	Agency	Description	Miles	Program	Type of Work	Proposed Funds	Total	FHWA	AC	FTA	TH	Other
535	BB	TRF-0048-14A	METRO BUS	SECT 5307: DIAL A RIDE TRANSIT SERVICE OPERATING ASSISTANCE	0.0	B9	OPERATE BUS	LF	3,000,000	0	0	0	0	3,000,000
536	BB	TRF-0048-14B	METRO BUS	SECT 5307: FIXED ROUTE TRANSIT SERVICE OPERATING ASSISTANCE	0.0	B9	OPERATE BUS	FTA	8,521,960	0	0	891,000	0	7,630,960
537	BB	TRF-0048-14D	METRO BUS	SECT 5307: TRANSIT CAPITAL PURCHASES, OFFICE EQUIPMENT & COMPUTERS	0.0	B9	BUS GRANT CAPITAL IMPROVEMENT	FTA	25,000	0	0	20,000	0	5,000
538	BB	TRF-0048-14E	METRO BUS	SECT 5307: TRANSIT CAPITAL PURCHASES, MAINTENANCE TOOLS & EQUIPMENT	0.0	B9	BUS GRANT CAPITAL IMPROVEMENT	FTA	10,000	0	0	8,000	0	2,000
539	BB	TRF-0048-14EE	METRO BUS	SECT 5309: ST CLOUD TRANSIT CAPITAL PURCHASES, 5 LARGE BUSES	0.0	B3	PURCHASE BUS	FTA	2,250,000	0	0	1,800,000	0	450,000
540	BB	TRF-0048-14F	METRO BUS	SECT 5307: TRANSIT CAPITALIZED PREVENTIVE MAINTENANCE	0.0	B9	BUS GRANT CAPITAL IMPROVEMENT	FTA	839,918	0	0	671,934	0	167,984
541	BB	TRF-0048-14-JA	METRO BUS	SECT 5316: JARC URBAN ST. CLOUD METRO BUS -FR BUS SERVICE	0.0	JA	BUS GRANT	FTA	100,000	0	0	80,000	0	20,000
542	BB	TRF-0048-14-NA	METRO BUS	SECT 5317: NEW FREEDOM URBAN - ST. CLOUD METRO BUS - TRAVEL TRAINING	0.0	NF	BUS GRANT	FTA	150,000	0	0	75,000	0	75,000
543	BB	TRF-0048-14NS	METRO BUS	TRANSIT OPERATING ASSISTANCE, NORTHSTAR LINK COMMUTER BUS	0.0	B9	OPERATE BUS	FTA	500,000	0	0	100,000	0	400,000
544	BB	TRF-0048-14O	METRO BUS	SECT 5307: TRANSIT CAPITAL PURCHASES, 2 SMALL BUSES	0.0	B9	BUS GRANT CAPITAL IMPROVEMENT	FTA	320,000	0	0	256,000	0	64,000
545	BB	TRF-0048-14V	METRO BUS	SECT 5307: TRANSIT CAPITAL PURCHASES, BUS SHELTER AMENITY PROGRAM	0.0	B9	BUS GRANT CAPITAL IMPROVEMENT	FTA	25,000	0	0	20,000	0	5,000
546	BB	TRF-0048-14W	METRO BUS	SECT 5307: TRANSIT CAPITAL PURCHASE, ITS PROJECTS	0.0	B9	BUS GRANT CAPITAL IMPROVEMENT	FTA	25,000	0	0	20,000	0	5,000
562	CSAH 3	005-603-027AC	BENTON COUNTY	BENTON COUNTY CSAH 3: BENTON DRIVE TO TH 10, CONDUCT ENVIRONMENTAL STUDY,(AC PAYBACK, 1 OF 1)	0.0	PL	PLANNING	STP	130,137	130,137	0	0	0	0
563	CSAH 3	005-603-028	BENTON COUNTY	**MN162**BENTON COUNTY CSAH 3: BENTON DRIVE TO TH 10, RIGHT OF WAY ACQUISITION	0.0	RW	RIGHT OF WAY	HPP	864,250	691,400	0	0	0	172,850
574	LOCAL 999	162-151-001	ST. CLOUD	33RD STREET SOUTH PHASE 1: CSAH 75 TO SOUTHWAY DRIVE, EXPAND TO 4-LANE, INCL ROUNDABOUT AT SOUTHWAY DR.	0.5	MC	GRADE AND SURFACE	STP	3,500,000	1,900,000	0	0	0	1,600,000

ATP: ST CLOUD AREA PLANNING ORGANIZATION
Fiscal Year: 2014

STIP for FY 2012-2015

Seq #	Route System	Project Number	Agency	Description	Miles	Program	Type of Work	Proposed Funds	Total	FHWA	AC	FTA	TH	Other
575	LOCAL 999	220-117-002AC1	SARTELL	GRADING, AGG BASE, BITUMINOUS SURFACING, CONCRETE CURB & GUTTER, ROUNDABOUTS, STORM SEWER & WATER MAIN FOR 50TH AVENUE FROM JCT. CR 120 & 50TH AVE TO 0.429 MI. N OF 50TH AVE (AC PAYBACK, 1 OF 2)	0.4	MC	GRADE AND SURFACE	STP	172,000	172,000	0	0	0	0
576	LOCAL 999	233-020-003	SAINT JOSEPH	**MN162**WESTWOOD PARKWAY EXTENSION RIGHT-OF-WAY ACQUISITION BETWEEN WESTWOOD PARKWAY AND STEARNS CSAH 133 IN SAINT JOSEPH	0.0	MC	GRADE & SURFACE	HPP	220,000	176,000	0	0	0	44,000
577	US 10	0502-103	MNDOT	BENTON CO. CSAH 4 TO 0.2 MI. W. OF RAILROAD CROSSING IN ST. CLOUD, UNBONDED CONCRETE OVERLAY (AC PROJECT, PAYBACK IN 2015)	5.7	RC	UNBONDED CONCRETE OVERLAY	NHS	4,900,000	2,515,000	7,025,000	0	2,385,000	0
578	MN 15	7303-48	SAINT CLOUD	**TED** CONSTRUCT NEW INTERCHANGE AT TH 15 AND 33RD STREET IN SAINT CLOUD AND WAITE PARK	0.5	AM	GRADE AND BRIDGE	SB	12,400,000	0	0	0	0	12,400,000
580	MN 15	7321-49	MNDOT	INSTALL FIBER OPTIC COMMUNICATION INTERCONNECTION BETWEEN S. JCT. TH 23 (2ND ST.) AND 12TH ST IN ST. CLOUD	1.7	SC	TRAFFIC MGMT. SYSTEM	SF	600,000	0	0	0	600,000	0
590	TH 999	8803-ADA-14	MNDOT	**ADA** DISTRICTWIDE SETASIDES - ADA IMPROVEMENTS - 2014	0.0	NA	SPOT IMPROVEMENT	STP	250,000	200,000	0	0	50,000	0
591	MN 999	8803-RW-14	MNDOT	DISTRICTWIDE SET ASIDES - RIGHT-OF-WAY - 2014	0.0	RW	RIGHT OF WAY	SF	4,000,000	0	0	0	4,000,000	0
592	MN 999	8803-SAS-14	MNDOT	DISTRICTWIDE SETASIDE - 2014	0.0	NA	MISCELLANEOUS	SF	12,330,000	0	0	0	12,330,000	0
593	LOCAL 999	8803-SHL-14	MNDOT	DISTRICTWIDE SETASIDES - HIGHWAY SAFETY IMPROVEMENT PROGRAM - 2014	0.0	SH	SAFETY TARGET	HSIP	2,078,431	1,870,588	0	0	0	207,843
594	TH 999	8803-SHS-14	MNDOT	DISTRICTWIDE SETASIDES - DISTRICT 3 HSIP SHARE - 2014	0.0	SH	SAFETY TARGET	HSIP	1,244,444	1,120,000	0	0	124,444	0
									\$58,456,140	\$8,775,125	\$7,025,000	\$3,941,934	\$19,489,444	\$26,249,637

Seq #	Route System	Project Number	Agency	Description	Miles	Program	Type of Work	Proposed Funds	Total	FHWA	AC	FTA	TH	Other
596	BB	TRF-0048-15	METRO BUS	ST CLOUD METRO BUS PURCHASE 3 SMALL BUSES	0.0	TR	PURCHASE BUS	STP	480,000	320,000	0	0	0	160,000
597	BB	TRF-0048-15A	METRO BUS	SECT 5307: ST. CLOUD DAR TRANSIT OPERATING ASSISTANCE	0.0	B9	OPERATE BUS	LF	3,000,000	0	0	0	0	3,000,000
598	BB	TRF-0048-15B	METRO BUS	SECT 5307: ST. CLOUD RR TRANSIT OPERATING ASSISTANCE	0.0	B9	OPERATE BUS	FTA	8,941,399	0	0	891,000	0	8,050,399
599	BB	TRF-0048-15D	METRO BUS	SECT 5307: TRANSIT CAPITAL PURCHASES OFFICE EQUIPMENT AND COMPUTERS	0.0	B9	BUS GRANT CAPITAL IMPROVEMENT	FTA	35,000	0	0	28,000	0	7,000
600	BB	TRF-0048-15E	METRO BUS	SECT 5307: TRANSIT CAPITAL PURCHASES MAINTENANCE TOOLS AND EQUIPMENT	0.0	B9	BUS GRANT CAPITAL IMPROVEMENT	FTA	10,000	0	0	8,000	0	2,000
601	BB	TRF-0048-15F	METRO BUS	SECT 5307: CAPITALIZED PREVENTIVE MAINTENANCE	0.0	B9	BUS GRANT CAPITAL IMPROVEMENT	FTA	1,052,091	0	0	841,673	0	210,418
602	BB	TRF-0048-15JA	METRO BUS	SECT 5316: JARC URBAN ST. CLOUD METRO BUS -FR BUS SERVICE	0.0	JA	BUS GRANT	FTA	150,000	0	0	75,000	0	75,000
603	BB	TRF-0048-15N	METRO BUS	SECT 5307: OPERATIONS CENTER MISC IMPROVEMENTS	0.0	B9	BUS GRANT CAPITAL IMPROVEMENT	FTA	150,000	0	0	120,000	0	30,000
604	BB	TRF-0048-15NA	METRO BUS	SECT 5317: NEW FREEDOM URBAN - ST. CLOUD METRO BUS - TRAVEL TRAINING	0.0	NF	BUS GRANT	FTA	100,000	0	0	80,000	0	20,000
605	BB	TRF-0048-15NS	METRO BUS	TRANSIT OPERATING ASSISTANCE, NORTHSTAR LINK COMMUTER BUS	0.0	B9	OPERATE BUS	FTA	500,000	0	0	100,000	0	400,000
606	BB	TRF-0048-15V	METRO BUS	SECT 5307: TRANSIT CAPITAL PURCHASE, BUS SHELTER TRANSIT AMENITY	0.0	B9	BUS GRANT CAPITAL IMPROVEMENT	FTA	20,000	0	0	16,000	0	4,000
607	BB	TRF-0048-15W	METRO BUS	SECT 5307: TRANSIT CAPITAL PURCHASE, ITS PROJECTS	0.0	B9	BUS GRANT CAPITAL IMPROVEMENT	FTA	25,000	0	0	20,000	0	5,000
627	CSAH 120	073-720-002AC	STEARNS COUNTY	SAFETY IMPROVEMENTS FROM 500 FEET WEST OF 50TH AVENUE TO CONNECTICUT AVENUE IN SARTELL (AC PAYBACK 1 OF 1)	0.5	SC	MEDIAN BARRIER	STP	1,000,000	1,000,000	0	0	0	0
628	PED/BIKE 995	162-090-006	ST. CLOUD	BEAVER ISLAND TRAIL EXTENSION FROM 33RD STREET SOUTH TO MISSISSIPPI RIVER BLUFFS REGIONAL PARK IN THE CITY OF ST. CLOUD	1.0	EN	PEDESTRIAN BIKE TRAIL	TEA	600,000	388,000	0	0	0	212,000

ATP: ST CLOUD AREA PLANNING ORGANIZATION
 Fiscal Year: 2015

STIP for FY 2012-2015

Seq #	Route System	Project Number	Agency	Description	Miles	Program	Type of Work	Proposed Funds	Total	FHWA	AC	FTA	TH	Other
632	LOCAL 999	220-117-002AC2	SARTELL	GRADING, AGG BASE, BITUMINOUS SURFACING, CONCRETE CURB AND GUTTER, ROUNDABOUTS, STORM SEWER AND WATER MAIN FOR 50TH AVE FROM JCT. CR 120 AND 50TH AVE TO 0.429 MI. N OF 50TH AVE (AC PAYBACK, 2 OF 2)	0.4	MC	GRADE AND SURFACE	STP	192,000	192,000	0	0	0	0
634	US 10	0502-103AC	MNDOT	BENTON CO. CSAH 4 TO 0.2 MI. W. OF RAILROAD CROSSING IN ST. CLOUD, UNBONDED CONCRETE OVERLAY (AC PAYBACK 1 OF 1)	5.7	RC	UNBONDED CONCRETE OVERLAY	NHS	7,025,000	7,025,000	0	0	0	0
653	MN 999	8823-243	MNDOT	DISTRICTWIDE SIGNING UPGRADE PROJECT	0.0	TM	TRAFFIC SIGNAL REVISION	SF	450,000	0	0	0	450,000	0
654	TH 999	8803-ADA-15	MNDOT	**ADA** DISTRICTWIDE SETASIDES - ADA IMPROVEMENTS - 2015	0.0	NA	SPOT IMPROVEMENT	STP	250,000	200,000	0	0	50,000	0
655	MN 999	8803-RW-15	MNDOT	DISTRICTWIDE SET ASIDES - RIGHT-OF-WAY - 2014	0.0	RW	RIGHT OF WAY	SF	5,000,000	0	0	0	5,000,000	0
656	MN 999	8803-SAS-15	MNDOT	DISTRICTWIDE SETASIDES - 2015	0.0	NA	MISCELLANEOUS	SF	13,930,000	0	0	0	13,930,000	0
657	LOCAL 999	8803-SHL-15	MNDOT	DISTRICTWIDE SETASIDES - HIGHWAY SAFETY IMPROVEMENT PROGRAM - 2015	0.0	SH	SAFETY TARGET	HSIP	2,078,431	1,870,588	0	0	0	207,843
658	TH 999	8803-SHS-15	MNDOT	DISTRICTWIDE SETASIDES - DISTRICT 3 HSIP SHARE - 2015	0.0	SH	SAFETY TARGET	HSIP	1,244,444	1,120,000	0	0	124,444	0
									\$46,233,365	\$12,115,588	\$0	\$2,179,673	\$19,554,444	\$12,383,660

ATP: FARGO-MOORHEAD COUNCIL OF GOVERNMENT
 Fiscal Year: 2012

STIP for FY 2012-2015

Seq #	Route System	Project Number	Agency	Description	Miles	Program	Type of Work	Proposed Funds	Total	FHWA	AC	FTA	TH	Other
660	BB	TRF-0034-12A	MOORHEAD	SECT 5307: MOORHEAD DIAL-A-RIDE TRANSIT OPERATING ASSISTANCE	0.0	B9	OPERATE BUS	FTA	389,000	0	0	0	0	389,000
661	BB	TRF-0034-12B	MOORHEAD	SECT 5307: CITY OF MOORHEAD RR TRANSIT OPERATING ASSISTANCE	0.0	B9	OPERATE BUS	FTA	1,900,000	0	0	1,520,000	0	380,000
662	BB	TRF-0034-12C	MOORHEAD	SECT 5307: MOORHEAD PLANNING ASSISTANCE	0.0	B9	PLANNING	FTA	21,000	0	0	16,800	0	4,200
663	BB	TRF-0034-12D	MOORHEAD	SECT 5307: MOORHEAD PREVENTIVE MAINTENANCE	0.0	B9	PREVENTIVE MAINTENANCE	FTA	60,000	0	0	48,000	0	12,000
664	BB	TRF-0034-12N	MNDOT	SECT 5317: MOORHEAD MOBILITY MANAGER	0.0	NF	OPERATE BUS	FTA	27,800	0	0	22,240	0	5,560
666	BB	TRF-1131-12	MNDOT	SECT 5311: PRODUCTIVE ALTERNATIVES TRANSIT OPERATING ASSISTANCE	0.0	OB	OPERATE BUS	FTA	970,000	0	0	824,500	0	145,500
687	PED/BIKE	144-090-016	MOORHEAD	BIKE/PED BRIDGE REPLACEMENT ON RED RIVER AT GOOSEBERRY/LINDENWOOD PARK (AC Project, Payback in 2014)	0.1	EN	GRADE AND SURFACE	TEA	1,081,000	400,000	400,000	0	0	681,000
688	MSAS 126	144-126-013	MOORHEAD	20TH STREET SOUTH (FROM 6TH AVE TO 12TH AVE S) GRADING, BASE, SURFACING & CURB & GUTTER IN MOORHEAD	0.5	RC	GRADE AND SURFACE	STP	1,425,000	559,000	0	0	0	866,000
689	MSAS 143	144-143-001	MOORHEAD	URBAN GRADING & SURFACING IN MOORHEAD ON 28TH AVENUE SOUTH FROM 20TH STREET TO 26TH STREET	0.5	RC	GRADE AND SURFACE	STP	1,500,000	1,033,100	0	0	0	466,900
690	MSAS 146	144-146-001	MOORHEAD	50TH AVENUE SOUTH PARKWAY IN MOORHEAD (EASTBOUND LANES FROM 1.38 MILES WEST OF TH 75 TO TH 75), GRADE & SURFACE	1.4	MC	GRADE AND SURFACE	STP	2,421,000	800,000	0	0	0	1,621,000
702	US 75	1401-166	MNDOT	**ADA** US 75 FROM 40TH AVE. TO JCT. OF US 10 & US 10 FROM MAIN AVE BRIDGE TO THE W. JCT. OF US 75, ADA PED & SIGNAL IMPROVEMENTS, MILL & BIT SURFACING	2.9	SC	TRAFFIC SIGNAL INST.	STP	3,820,700	3,056,560	0	0	764,140	0
703	I 94	1480-157	MNDOT	BUFFALO RIVER BRIDGE #14803 & 14804, REDECK & PAINTING	0.1	BI	REDECK	BH	3,445,300	3,100,800	0	0	344,500	0
									\$17,060,800	\$8,949,460	\$400,000	\$2,431,540	\$1,108,640	\$4,571,160

Seq #	Route System	Project Number	Agency	Description	Miles	Program	Type of Work	Proposed Funds	Total	FHWA	AC	FTA	TH	Other
715	BB	TRF-0034-13A	MOORHEAD	SECT 5307: MOORHEAD DIAL-A-RIDE TRANSIT OPERATING ASSISTANCE	0.0	B9	OPERATE BUS	FTA	404,000	0	0	0	0	404,000
716	BB	TRF-0034-13B	MOORHEAD	SECT 5307: CITY OF MOORHEAD RR TRANSIT OPERATING ASSISTANCE	0.0	B9	OPERATE BUS	FTA	1,900,000	0	0	1,520,000	0	380,000
717	BB	TRF-0034-13C	MOORHEAD	SECT 5307: MOORHEAD PLANNING ASSISTANCE	0.0	B9	PLANNING	FTA	21,000	0	0	16,800	0	4,200
718	BB	TRF-0034-13D	MOORHEAD	SECT 5307: MOORHEAD PREVENTIVE MAINTENANCE	0.0	B9	PREVENTIVE MAINTENANCE	FTA	70,000	0	0	56,000	0	14,000
719	BB	TRF-0034-13F	MOORHEAD	SECT 5307: CITY OF MOORHEAD PURCHASE BUS RELATED EQUIPMENT	0.0	B9	PURCHASE BUS	FTA	50,000	0	0	40,000	0	10,000
720	BB	TRF-0034-13G	MOORHEAD	SECT 5307: CITY OF MOORHEAD PURCHASE 2 VANS	0.0	B9	PURCHASE BUS	FTA	50,000	0	0	40,000	0	10,000
721	BB	TRF-0034-13N	MNDOT	SECT 5317: CITY OF MOORHEAD, MOBILITY MANAGER	0.0	NF	PURCHASE BUS	FTA	28,600	0	0	22,880	0	5,720
723	BB	TRF-1131-13	MNDOT	SECT 5311: PRODUCTIVE ALTERNATIVES TRANSIT OPERATING ASSISTANCE	0.0	OB	OPERATE BUS	FTA	1,000,000	0	0	850,000	0	150,000
727	BB	TRS-0034-13E	MNDOT	CITY OF MOORHEAD, PURCHASE BUS (CLASS 400)	0.0	B9	PURCHASE BUS	STP FTA	75,000	40,000	0	20,000	0	15,000
									\$3,598,600	\$40,000	\$0	\$2,565,680	\$0	\$992,920

ATP: FARGO-MOORHEAD COUNCIL OF GOVERNMENT
 Fiscal Year: 2014

STIP for FY 2012-2015

Seq #	Route System	Project Number	Agency	Description	Miles	Program	Type of Work	Proposed Funds	Total	FHWA	AC	FTA	TH	Other
757	BB	TRF-0034-14A	MOORHEAD	SECT 5307: MOORHEAD DIAL-A-RIDE TRANSIT OPERATING ASSISTANCE	0.0	B9	OPERATE BUS	FTA	439,000	0	0	0	0	439,000
758	BB	TRF-0034-14B	MOORHEAD	SECT 5307: CITY OF MOORHEAD RR TRANSIT OPERATING ASSISTANCE	0.0	B9	OPERATE BUS	FTA	2,000,000	0	0	1,600,000	0	400,000
759	BB	TRF-0034-14C	MOORHEAD	SECT 5307: MOORHEAD PLANNING ASSISTANCE	0.0	B9	PLANNING	FTA	22,000	0	0	17,600	0	4,400
760	BB	TRF-0034-14D	MOORHEAD	SECT 5307: MOORHEAD PREVENTIVE MAINTENANCE	0.0	B9	PREVENTIVE MAINTENANCE	FTA	70,000	0	0	56,000	0	14,000
761	BB	TRF-0034-14E	MNDOT	CITY OF MOORHEAD, PURCHASE TWO PARA BUSES	0.0	B9	PURCHASE BUS	STP FTA	159,000	57,600	0	69,600	0	31,800
762	BB	TRF-0034-14N	MNDOT	SECT 5317: CITY OF MOORHEAD MOBILITY MANAGER	0.0	NF	OPERATE BUS	FTA	29,500	0	0	23,600	0	5,900
764	BB	TRF-1131-14	MNDOT	SECT 5311: PRODUCTIVE ALTERNATIVES TRANSIT OPERATING ASSISTANCE	0.0	OB	OPERATE BUS	FTA	1,030,000	0	0	875,500	0	154,500
781	PED/BIKE	144-090-016AC1	MOORHEAD	BIKE/PED BRIDGE REPLACEMENT ON RED RIVER AT GOOSEBERRY/LINDENWOOD PARK (AC Payback 1 of 1)	0.1	EN	GRADE AND SURFACE	TEA	400,000	400,000	0	0	0	0
782	MSAS 136	144-136-011	MOORHEAD	FROM OAK WAY TO I-94 ON SE MAIN, BITUMINOUS MILL & SURFACING	1.7	RC	GRADE AND SURFACE	STP	2,500,000	832,500	0	0	0	1,667,500
788	US 75	1406-67	MNDOT	**ELLA** WILKIN COUNTY LINE TO CLAY CO RD 12 IN SO MOORHEAD ON TH 75, MILL & BITUMINOUS SURFACING	12.0	RS	MILL AND OVERLAY	STP	3,295,900	2,636,700	0	0	659,200	0
									\$9,945,400	\$3,926,800	\$0	\$2,642,300	\$659,200	\$2,717,100

ATP: FARGO-MOORHEAD COUNCIL OF GOVERNMENT
 Fiscal Year: 2015

STIP for FY 2012-2015

Seq #	Route System	Project Number	Agency	Description	Miles	Program	Type of Work	Proposed Funds	Total	FHWA	AC	FTA	TH	Other
795	BB	TRF-0034-15A	MOORHEAD	SECT 5307: MOORHEAD DIAL-A-RIDE TRANSIT OPERATING ASSISTANCE	0.0	B9	OPERATE BUS	FTA	458,000	0	0	0	0	458,000
796	BB	TRF-0034-15B	MOORHEAD	SECT 5307: CITY OF MOORHEAD RR TRANSIT OPERATING ASSISTANCE	0.0	B9	OPERATE BUS	FTA	2,100,000	0	0	1,680,000	0	420,000
797	BB	TRF-0034-15C	MOORHEAD	SECT 5307: MOORHEAD PLANNING ASSISTANCE	0.0	B9	PLANNING	FTA	22,000	0	0	17,600	0	4,400
798	BB	TRF-0034-15D	MOORHEAD	SECT 5307: MOORHEAD PREVENTIVE MAINTENANCE	0.0	B9	PREVENTIVE MAINTENANCE	FTA	70,000	0	0	56,000	0	14,000
799	BB	TRF-0034-15E	MNDOT	CITY OF MOORHEAD, PURCHASE 1 BUS (CLASS 700)	0.0	B9	PURCHASE BUS	FTA	440,000	0	0	352,000	0	88,000
800	BB	TRF-0034-15F	MOORHEAD	CITY OF MOORHEAD, PURCHASE TWO SENIOR RIDE VANS	0.0	B9	PURCHASE BUS	FTA	50,000	0	0	40,000	0	10,000
801	BB	TRF-0034-15N	MNDOT	SECT 5317: CITY OF MOORHEAD MOBILITY MANAGER	0.0	NF	OPERATE BUS	FTA	30,400	0	0	24,320	0	6,080
803	BB	TRF-1131-15	MNDOT	SECT 5311: PRODUCTIVE ALTERNATIVES TRANSIT OPERATING ASSISTANCE	0.0	OB	OPERATE BUS	FTA	1,060,000	0	0	901,000	0	159,000
808	BB	TRS-0034-15	MNDOT	CITY OF MOORHEAD, PURCHASE BUS (CLASS 400)	0.0	TR	PURCHASE BUS	STP	80,000	64,000	0	0	0	16,000
									\$4,310,400	\$64,000	\$0	\$3,070,920	\$0	\$1,175,480

Seq #	Route System	Project Number	Agency	Description	Miles	Program	Type of Work	Proposed Funds	Total	FHWA	AC	FTA	TH	Other
847	BB	TRF-3780-12	LA CRESCENT	SECT 5307: LA CRESCENT TRANSIT OPERATING ASSISTANCE	0.0	B9	OPERATE BUS	FTA	287,571	0	0	92,000	0	195,571
909	I90	8580-149	MN/DOT	**BP08** DRESBACH BRIDGE 9320 OVER MISSISSIPPI RIVER - BRIDGE REHABILITATION - INCLUDES \$21.45M SBPF (30%) AND \$71.5M TH BONDS - AC PROJECT, PAYBACK IN 2013 AND 2014	0.3	BR	BRIDGE REPLACEMENT	IM BF	140,430,000	21,450,000	50,050,000	0	0	118,980,000
									\$140,717,571	\$21,450,000	\$50,050,000	\$92,000	\$0	\$119,175,571

Seq #	Route System	Project Number	Agency	Description	Miles	Program	Type of Work	Proposed Funds	Total	FHWA	AC	FTA	TH	Other
930	BB	TRF-3780-13	LA CRESCENT	SECT 5307: LA CRESCENT TRANSIT OPERATING ASSISTANCE	0.0	B9	OPERATE BUS	FTA	301,950	0	0	94,000	0	207,950
962	PED/BIKE	236-090-001	LA CRESCENT	WAGON WHEEL TRAIL, PHASE 1	1.0	EN	PEDESTRIAN BIKE TRAIL	TEA	545,500	436,400	0	0	0	109,100
973	I 90	8580-149AC1	MN/DOT	**BP08** DRESBACH BRIDGE - INCLUDES \$35.75M SBPF(50%) - (AC PAYBACK 1 OF 2)	0.0	BR	BRIDGE REPLACEMENT	IM	35,750,000	35,750,000	0	0	0	0
									\$36,597,450	\$36,186,400	\$0	\$94,000	\$0	\$317,050

Seq #	Route System	Project Number	Agency	Description	Miles	Program	Type of Work	Proposed Funds	Total	FHWA	AC	FTA	TH	Other
991	BB	TRF-3780-14	LA CRESCENT	SECT 5307: LA CRESCENT TRANSIT OPERATING ASSISTANCE	0.0	B9	OPERATE BUS	FTA	317,048	0	0	94,000	0	223,048
1029	I90	8580-149AC2	MN/DOT	**BP08** DRESBACH BRIDGE - INCLUDES \$14.3M SBPF (20%) - (AC PAYBACK 2 OF 2)	0.0	BR	BRIDGE REPLACEMENT	IM	14,300,000	14,300,000	0	0	0	0
									\$14,617,048	\$14,300,000	\$0	\$94,000	\$0	\$223,048

Seq #	Route System	Project Number	Agency	Description	Miles	Program	Type of Work	Proposed Funds	Total	FHWA	AC	FTA	TH	Other
1047	BB	TRF-3780-15	LA CRESCENT	SECT 5307: LA CRESCENT TRANSIT OPERATING ASSISTANCE	0.0	B9	OPERATE BUS	FTA	330,900	0	0	94,000	0	236,900
									330,900	\$0	\$0	\$94,000	\$0	\$236,900

ATP: ROCHESTER-OLMSTED COUNCIL OF GOVERNMENTS
 Fiscal Year: 2012

STIP for FY 2012-2015

Seq #	Route System	Project Number	Agency	Description	Miles	Program	Type of Work	Proposed Funds	Total	FHWA	AC	FTA	TH	Other
839	BB	TRF-0047-12A	ROCHESTER	SECT 5307: ROCHESTER DAR TRANSIT OPERATING ASSISTANCE	0.0	B9	OPERATE BUS	LF	727,106	0	0	0	0	727,106
840	BB	TRF-0047-12B	ROCHESTER	SECT 5307: ROCHESTER RR TRANSIT OPERATING ASSISTANCE	0.0	B9	OPERATE BUS	FTA	6,026,352	0	0	1,603,292	0	4,423,060
841	BB	TRF-0047-12D	ROCHESTER	SECT 5307/5309: ROCHESTER CONSTRUCT ST MARY'S TRANSIT HUB	0.0	B9	BUS GRANT CAPITAL IMPROVEMENT	FTA	200,000	0	0	160,000	0	40,000
842	BB	TRF-0047-12E	ROCHESTER	SECT 5307/5309: PHASE V: CONSTRUCT BUS GARAGE	0.0	B9	BUS GRANT CAPITAL IMPROVEMENT	FTA	12,300,000	0	0	9,840,000	0	2,460,000
845	BB	TRF-2497-12	MN/DOT	SECT 5311: CITY OF STEWARTVILLE TRANSIT OPERATING ASSISTANCE	0.0	OB	OPERATE BUS	FTA	73,500	0	0	19,110	0	54,390
851	BB	TRS-0047-12A	ROCHESTER	SECT 5307/5309: ROCHESTER RR - PURCHASE 6 BUSES (CLASS 700)	0.0	B9	PURCHASE BUS	STP FTA	2,280,000	442,400	0	1,381,600	0	456,000
868	LOCAL 999	055-070-019	OLMSTED COUNTY	EPOXY 6 INCH EDGELINE - VARIOUS LOCATIONS IN OLMSTED COUNTY	42.8	SH	SAFETY TARGET	HSIP	271,320	244,188	0	0	0	27,132
869	PED/BIKE	055-090-002	OLMSTED COUNTY	MAYOWOOD RD (OLMSTED CO RD 125) TRAIL & TRAILHEAD DEVELOPMENT	0.9	EN	PEDESTRIAN BIKE TRAIL	TEA	405,283	271,540	0	0	0	133,743
880	PED/BIKE	159-090-017	ROCHESTER	TRAIL BRIDGE ACROSS OLMSTED CSAH 4/VALLEY HIGH DR	0.0	EN	ENHANCEMENT	TEA	641,460	441,460	0	0	0	200,000
881	MUN	159-132-006	ROCHESTER	TH 52 INTERCHANGE IMPROVEMENTS: 55TH ST NW - W TO E FRONTAGE RD	0.4	MC	GRADE AND SURFACE	STP	2,750,000	1,375,000	0	0	0	1,375,000
883	TH 14	5501-35	MN/DOT	HEAVY BIT. OVERLAY FROM CSAH 5 (BYRON) TO TH 52 (AC PROJECT, PAYBACK IN 2013)	16.1	RS	BITUMINOUS OVERLAY	NHS	1,100,000	0	4,400,000	0	1,100,000	0
892	TH 52	2505-48CE1	MN/DOT	DESIGN BUILD - ELK RUN INTERCHANGE - 2012 COSTS FOR CONSTRUCTION ENGINEERING	1.5	MC	GRADE AND BRIDGE	SF	1,890,000	0	0	0	1,890,000	0
893	TH 52	2505-48RW1	MN/DOT	**BP08**DESIGN BUILD - ELK RUN INTERCHANGE - 2012 COSTS FOR RIGHT OF WAY	1.5	MC	GRADE AND BRIDGE	SF	3,565,000	0	0	0	3,565,000	0
894	TH 52	2505-48UT1	MN/DOT	DESIGN BUILD - ELK RUN INTERCHANGE - 2012 COSTS FOR UTILITIES	1.5	MC	GRADE AND BRIDGE	SF	1,000,000	0	0	0	1,000,000	0
904	TH 63	5510-77	MN/DOT	INTERSECTION IMPROVEMENTS AT 75TH ST. (CSAH 14) AND T.H. 63 INTERSECTION - ROCHESTER	0.0	SH	GRADE AND SURFACE	HSIP	1,500,000	675,000	0	0	75,000	750,000
908	I 90	5580-86AC	MN/DOT	BITUMINOUS MILL & OVERLAY FROM 0.3 MI. E. T.H. 63 TO 1.7 MI. E. OLMSTED CSAH 19 - WB LANES (AC PAYBACK 1 OF 1)	12.7	RS	MILL AND OVERLAY	IM	2,738,098	2,738,098	0	0	0	0
									\$37,468,119	\$6,187,686	\$4,400,000	\$13,004,002	\$7,630,000	\$10,646,431

ATP: ROCHESTER-OLMSTED COUNCIL OF GOVERNMENTS
 Fiscal Year: 2013

STIP for FY 2012-2015

Seq #	Route System	Project Number	Agency	Description	Miles	Program	Type of Work	Proposed Funds	Total	FHWA	AC	FTA	TH	Other
922	BB	TRF-0047-13A	ROCHESTER	SECT 5307: ROCHESTER DAR TRANSIT OPERATING ASSISTANCE	0.0	B9	OPERATE BUS	LF	763,461	0	0	0	0	763,461
923	BB	TRF-0047-13B	ROCHESTER	SECT 5307: ROCHESTER RR TRANSIT OPERATING ASSISTANCE	0.0	B9	OPERATE BUS	FTA	6,327,670	0	0	1,735,856	0	4,591,814
924	BB	TRF-0047-13C	ROCHESTER	PARK AND RIDE STUDY AND DESIGN	0.0	B9	OPERATE BUS	FTA	150,000	0	0	120,000	0	30,000
925	BB	TRF-0047-13D	ROCHESTER	SECT 5307/5309: CITY OF ROCHESTER - NORTHWEST TRANSIT HUB - DESIGN	0.0	B9	BUS GRANT CAPITAL IMPROVEMENT	FTA	150,000	0	0	120,000	0	30,000
928	BB	TRF-2497-13	MN/DOT	SECT 5311: CITY OF STEWARTVILLE TRANSIT OPERATING ASSISTANCE	0.0	OB	OPERATE BUS	FTA	77,175	0	0	20,066	0	57,109
935	BB	TRS-0047-13A	ROCHESTER	ROCHESTER DAR - PURCHASE 2 BUSES (CLASS 600)	0.0	TR	PURCHASE BUS	STP	418,000	167,200	0	0	0	250,800
936	BB	TRS-0047-13B	ROCHESTER	ROCHESTER RR - PURCHASE 4 BUSES (CLASS 700)	0.0	B9	PURCHASE BUS	STP FTA	1,520,000	300,800	0	915,200	0	304,000
949	PED/BIKE	055-591-002	OLMSTED COUNTY	**SRTS**PE TO CLOSE GAPS IN SIDEWALK SYSTEM (SEE 055-591-003 FOR CONST PROJ)	0.0	BT	PEDESTRIAN BIKE TRAIL	SRTS	27,500	27,500	0	0	0	0
950	PED/BIKE	055-591-003	OLMSTED COUNTY	**SRTS** IN EYOTA- CE AND CONSTRUCTION TO CLOSE GAPS IN SIDEWALK SYSTEM.	0.0	BT	PEDESTRIAN BIKE TRAIL	SRTS	328,450	328,450	0	0	0	0
960	MUN	159-106-018	ROCHESTER	2ND ST SW CONCRETE PAVEMENT FROM 11TH AVENUE SW TO 6TH AVENUE SW	0.4	RS	CONCRETE OVERLAY	STP	3,500,000	2,500,000	0	0	0	1,000,000
961	MUN	159-123-007	ROCHESTER	16TH ST SE CONCRETE PAVEMENT FROM TH 63 TO 3RD AVENUE SE	0.3	RS	CONCRETE OVERLAY	STP	2,200,000	1,100,000	0	0	0	1,100,000
963	TH 14	5501-35AC	MN/DOT	HEAVY BIT. OVERLAY FROM CSAH 5 (BYRON) TO TH 52 - AC PAYBACK 1 OF 1	16.1	RS	BITUMINOUS OVERLAY	NHS	4,400,000	4,400,000	0	0	0	0
974	TH 247	5512-08	MN/DOT	BITUMINOUS MILL & OVERLAY FROM JCT. T.H. 63 TO JCT. T.H. 42 (AC PROJECT, PAYBACK IN 2014)	12.6	RS	MILL AND OVERLAY	STP	600,000	0	2,400,000	0	600,000	0
									\$20,462,256	\$8,823,950	\$2,400,000	\$2,911,122	\$600,000	\$8,127,184

ATP: ROCHESTER-OLMSTED COUNCIL OF GOVERNMENTS
 Fiscal Year: 2014

STIP for FY 2012-2015

Seq #	Route System	Project Number	Agency	Description	Miles	Program	Type of Work	Proposed Funds	Total	FHWA	AC	FTA	TH	Other
984	BB	TRF-0047-14A	ROCHESTER	SECT 5307: ROCHESTER DAR TRANSIT OPERATING ASSISTANCE	0.0	B9	OPERATE BUS	LF	801,634	0	0	0	0	801,634
985	BB	TRF-0047-14B	ROCHESTER	SECT 5307: ROCHESTER RR TRANSIT OPERATING ASSISTANCE	0.0	B9	OPERATE BUS	FTA	6,644,054	0	0	1,735,856	0	4,908,198
986	BB	TRF-0047-14C	ROCHESTER	SECT 5307/5309: ELECTRONIC FAREBOXES/OTHER ITS	0.0	B9	BUS GRANT CAPITAL IMPROVEMENT	FTA	1,500,000	0	0	1,200,000	0	300,000
989	BB	TRF-2497-14	MN/DOT	SECT 5311: CITY OF STEWARTVILLE TRANSIT OPERATING ASSISTANCE	0.0	OB	OPERATE BUS	FTA	81,034	0	0	21,069	0	59,965
996	BB	TRS-0047-14A	ROCHESTER	ROCHESTER DAR - PURCHASE 2 BUSES (CLASS 600)	0.0	B9	PURCHASE BUS	STP FTA	430,000	172,000	0	172,000	0	86,000
997	BB	TRS-0047-14B	ROCHESTER	ROCHESTER RR - PURCHASE 3 BUSES (CLASS 700)	0.0	B9	PURCHASE BUS	STP FTA	1,205,439	125,000	0	839,351	0	241,088
1014	PED/BIKE	159-090-018	ROCHESTER	EAST CIRCLE DRIVE PATH	3.0	EN	PEDESTRIAN BIKE TRAIL	TEA	1,249,490	800,000	0	0	0	449,490
1015	MUN	159-158-002	ROCHESTER	PAVEMENT WIDENING - 55TH ST. NW - 50TH AVE. NW TO CSAH 22	1.0	RC	GRADE AND SURFACE	STP	1,600,000	1,280,000	0	0	0	320,000
1030	TH 247	5512-08AC	MN/DOT	BITUMINOUS MILL & OVERLAY FROM JCT. T.H. 63 TO JCT. T.H. 42 (AC PAYBACK 1 OF 1)	12.6	RS	MILL AND OVERLAY	STP	2,400,000	2,400,000	0	0	0	0
									\$15,911,651	\$4,777,000	\$0	\$3,968,276	\$0	\$7,166,375

ATP: ROCHESTER-OLMSTED COUNCIL OF GOVERNMENTS
 Fiscal Year: 2015

STIP for FY 2012-2015

Seq #	Route System	Project Number	Agency	Description	Miles	Program	Type of Work	Proposed Funds	Total	FHWA	AC	FTA	TH	Other
1040	BB	TRF-0047-15A	ROCHESTER	SECT 5307: ROCHESTER DAR TRANSIT OPERATING ASSISTANCE	0.0	B9	OPERATE BUS	LF	841,716	0	0	0	0	841,716
1041	BB	TRF-0047-15B	ROCHESTER	SECT 5307: ROCHESTER RR TRANSIT OPERATING ASSISTANCE	0.0	B9	OPERATE BUS	FTA	6,976,257	0	0	1,735,856	0	5,240,401
1042	BB	TRF-0047-15C	ROCHESTER	SECT 5307: CONSTRUCT PARK & RIDE STRUCTURED PARKING	0.0	B9	OPERATE BUS	FTA	5,000,000	0	0	4,000,000	0	1,000,000
1045	BB	TRF-2497-15	MN/DOT	SECT 5311: CITY OF STEWARTVILLE TRANSIT OPERATING ASSISTANCE	0.0	OB	OPERATE BUS	FTA	85,086	0	0	22,122	0	62,964
1050	BB	TRS-0047-15A	ROCHESTER	ROCHESTER RR - PURCHASE 7 BUSES (CLASS 700)	0.0	B9	PURCHASE BUS	STP FTA	2,854,882	581,800	0	1,702,106	0	570,976
1062	CSAH 9	055-609-018	OLMSTED COUNTY	GRADE AND SURFACE BETWEEN JCT. OLMSTED CSAH 22 AND JCT. OLMSTED CSAH 11 AND MILL AND SURFACE BETWEEN JCT. OLMSTED CSAH 11 AND JCT OLMSTED CR 119	4.0	RC	GRADE AND SURFACE	STP	4,200,000	3,225,100	0	0	0	974,900
1067	CSAH 34	159-020-018	ROCHESTER	RECONSTRUCTION FROM 18TH AVE SW (W OF TH 52) TO WEST CIRCLE DRIVE (OLMSTED CSAH 22) SW	1.4	RC	BITUMINOUS PAVEMENT	STP	5,500,000	2,105,544	0	0	0	3,394,456
1068	PED/BIKE	159-090-019	ROCHESTER	SOUTH BROADWAY PATH	1.6	EN	PEDESTRIAN BIKE TRAIL	TEA	1,100,000	623,400	0	0	0	476,600
									\$26,557,941	\$6,535,844	\$0	\$7,460,084	\$0	\$12,562,013

Transportation Enhancement Activities (TEA)

**TRANSPORTATION ENHANCEMENT ACTIVITIES
(TEA)**

Transportation Enhancement funding is a portion of the state's federal STP funds that is available only for projects in one or more of twelve exclusive project categories and is subject to the same general eligibility requirements associated with other federally funded transportation projects. For the 2012-2015 STIP, enhancement projects were solicited, ranked and selected within the ATP process. The projects were then incorporated into the ATIPs. The Enhancement funding included in the 2012-2015 STIP is shown in Figure A-2.

Figure A-2 TRANSPORTATION ENHANCEMENT FUNDING BY YEAR (\$ MILLIONS)					
	2012	2013	2014	2015	TOTAL*
Federal Highway Funds	24.6	13.6	17.6	13.7	69.5

* May not add due to rounding.

Enhancement Projects
Fiscal Year: 2012

STIP for FY 2012-2015

Seq #	ATP	Route System	Project Number	Agency	Description	Miles	Program	Type of Work	Proposed Funds	Total	FHWA	AC	FTA	State	Other
18	1	PED/BIKE	016-030-003	GRAND PORTAGE BAND	GRAND PORTAGE RESERVATION TRAILS	1.3	EN	PED/BIKE IMPROVEMENT	TEA	375,000	300,000	0	0	0	75,000
30	1	PED/BIKE	092-090-038	MNDNR	GITCHI GAMI TRAIL-BEAVER RIVER BRIDGE & W RD SEGMENT, PED/BIKE BRIDGE & TRAIL	1.0	EN	PEDESTRIAN BIKE BRIDGE	TEA	1,644,500	500,000	0	0	0	1,144,500
31	1	PED/BIKE	118-090-016	DULUTH	LAKEWALK EXTENSION PHASE IV, 60TH AVE E TO TH 61, PED/BIKE FACILITY	1.0	EN	PEDESTRIAN BIKE BRIDGE	TEA	657,928	526,342	0	0	0	131,586
32	1	PED/BIKE	118-090-017	DULUTH	LAKEWALK EXTENSION PHASE V, TH 61 TO BRIGHTON BEACH, PED/BIKE	0.5	EN	PEDESTRIAN BIKE BRIDGE	TEA	812,500	650,000	0	0	0	162,500
34	1	PED/BIKE	129-090-006	GRAND RAPIDS	TIOGA TO TH 169 MULTI-USE PED/BIKE TRAIL	1.0	EN	PED/BIKE IMPROVEMENT	TEA	156,250	125,000	0	0	0	31,250
53	1	MN 999	8801-ADA-12	MNDOT	**ADA** DISTRICTWIDE SETASIDES - ACCESSIBILITY IMPROVEMENTS-2012	0.0	SC	PED/BIKE IMPROVEMENT	TEA	262,500	210,000	0	0	52,500	0
203	2	EN	004-595-002	BELTRAMI COUNTY	LADY SLIPPER SCENIC BYWAY WAYSIDE INTERPRETIVE SITES	0.0	EN	ENHANCEMENT	TEA	315,000	94,500	0	0	0	220,500
208	2	PED/BIKE	045-608-007	MARSHALL COUNTY	WELCOME TO NEWFOLDEN PED/BIKE TRAIL	0.5	EN	PED/BIKE IMPROVEMENT	TEA	441,056	160,000	0	0	0	281,056
209	2	PED/BIKE	045-628-008	MARSHALL COUNTY	WELCOME TO NEWFOLDEN PED/BIKE TRAIL, PHASE II	0.8	EN	PEDESTRIAN BIKE TRAIL	TEA	279,259	156,878	0	0	0	122,381
217	2	PED/BIKE	119-090-006	EAST GRAND FORKS	EAST GRAND FORKS PED/BIKE PATH CONNECTION, 5TH AVE NW UNDERPASS TO INTERSECTION 12TH ST NW & 8TH AVE NW	0.3	EN	PEDESTRIAN BIKE TRAIL	TEA	145,000	90,000	0	0	0	55,000
417	3	PED/BIKE	073-090-008	STEARNS COUNTY	CONSTRUCT BIKE/PED TRAIL, E CITY LIMITS OF RICHMOND TO E CITY LIMITS OF COLD SPRING, PHASE I OF ROCORI TRAIL	5.3	EN	PEDESTRIAN BIKE TRAIL	TEA	658,705	526,964	0	0	0	131,741
418	3	PED/BIKE	073-090-009	STEARNS COUNTY	CREST RIDGE RD TO CHERRYWOOD RD S OF PAYNESVILLE, CONSTRUCT PHASE 7 OF LAKE KORONIS TRAIL	2.0	EN	PEDESTRIAN BIKE TRAIL	TEA	355,300	284,240	0	0	0	71,060
429	3	PED/BIKE	092-090-036	MNDNR	CONSTRUCT 2.4 MI OF GLACIAL LAKES TRAIL BETWEEN RICHMOND & 178TH AVE W OF COLD SPRING	2.4	EN	PEDESTRIAN BIKE TRAIL	TEA	400,000	199,104	0	0	0	200,896
433	3	PED/BIKE	162-090-005	ST CLOUD	EXTEND BEAVER ISLAND BIKE/PED TRAIL, ST CLOUD CIVIC CENTER NORTH TO 5TH AVENUE ALONG MISSISSIPPI RIVER IN ST CLOUD	0.2	EN	PEDESTRIAN BIKE TRAIL	TEA	3,050,000	493,465	0	0	0	2,556,535
677	4	EN	056-090-007	OTTER TAIL COUNTY	PHELPS MILL BRIDGE RESTORATION, BR L0885	0.0	EN	BRIDGE REPAIR	TEA	695,600	556,480	0	0	0	139,120

Enhancement Projects
Fiscal Year: 2012

STIP for FY 2012-2015

Seq #	ATP	Route System	Project Number	Agency	Description	Miles	Program	Type of Work	Proposed Funds	Total	FHWA	AC	FTA	State	Other
678	4	PED/BIKE	056-090-011	OTTER TAIL COUNTY	GLENDALOUGH PARK TRAIL FROM WHITETAIL LANE TO 0.5 MILES EAST	0.5	EN	PEDESTRIAN BIKE TRAIL	TEA	125,000	100,000	0	0	0	25,000
679	4	PED/BIKE	056-596-002	OTTER TAIL COUNTY	PEDESTRIAN/BIKE TRAIL IN CITY OF OTTERTAIL FROM MAPLE STREET TO WILLOW STREET	0.0	EN	PEDESTRIAN BIKE TRAIL	TEA	369,000	256,489	0	0	0	112,511
687	4	PED/BIKE	144-090-016	MOORHEAD	BIKE/PED BRIDGE REPLACEMENT ON RED RIVER AT GOOSEBERRY/LINDENWOOD PARK (AC Project, Payback in 2014)	0.1	EN	GRADE AND SURFACE	TEA	1,081,000	400,000	400,000	0	0	681,000
867	6	PED/BIKE	050-629-011	MOWER COUNTY	REHABILITATE/RESTORE BR 5368 (ROOSEVELT BRIDGE) - PHASE II	0.1	EN	PEDESTRIAN BIKE BRIDGE	TEA	2,500,000	1,407,090	0	0	0	1,092,910
869	6	PED/BIKE	055-090-002	OLMSTED COUNTY	MAYOWOOD RD (OLMSTED CO RD 125) TRAIL & TRAILHEAD DEVELOPMENT	0.9	EN	PEDESTRIAN BIKE TRAIL	TEA	405,283	271,540	0	0	0	133,743
880	6	PED/BIKE	159-090-017	ROCHESTER	TRAIL BRIDGE ACROSS OLMSTED CSAH 4/VALLEY HIGH DR	0.0	EN	ENHANCEMENT	TEA	641,460	441,460	0	0	0	200,000
1112	7	PED/BIKE	032-090-008	JACKSON COUNTY	SUNSET BIKE TRAIL PHASE 2 IN THE CITY OF JACKSON (FED\$CAPPED)	1.6	EN	PEDESTRIAN BIKE TRAIL	TEA	293,000	234,400	0	0	0	58,600
1116	7	PED/BIKE	067-090-005	ROCK COUNTY	UNDERPASS OF TH 75 IN LUVERNE, ALONG CSAH 5	0.1	EN	PEDESTRIAN BIKE BRIDGE	TEA	343,020	274,416	0	0	0	68,604
1119	7	PED/BIKE	072-090-001	SIBLEY	GAYLORD TRAIL, PHASE II AROUND CITY STORM POND TO TH 5/19 & ALONG LINCOLN AVENUE TO 13TH STREET	2.0	EN	PEDESTRIAN BIKE TRAIL	TEA	438,970	260,130	0	0	0	178,840
1122	7	PED/BIKE	165-090-004	ST PETER	TRAIL FROM BROADWAY/GARDNER ST TO NICOLLET/JEFFERSON ST IN THE CITY OF ST PETER (FED\$CAPPED)	0.7	EN	PEDESTRIAN BIKE TRAIL	TEA	210,000	118,440	0	0	0	91,560
1157	7	MN 999	8827-98	MNDOT	MITIGATION OF STORMWATER SEDIMENT RUNOFF - 8 SITES	0.0	EN	MISCELLANEOUS	TEA	365,800	292,640	0	0	73,160	0
1322	8	PED/BIKE	043-090-001	MCLEOD COUNTY	MCLEOD CSAH 1 TO BUFFALO CREEK, CONSTRUCT BIKE/PED TRAIL	1.7	EN	PEDESTRIAN BIKE TRAIL	TEA	277,000	221,600	0	0	0	55,400
1542	M	PED/BIKE	010-090-002	CARVER COUNTY	MAYER TO CARVER/MCLEOD CO LINE-CONSTRUCT CARVER CO DAKOTA RAIL LINE PED/BIKE TRAIL ON ABANDONED DAKOTA RAIL LINE CORRIDOR	6.0	EN	PEDESTRIAN BIKE TRAIL	TEA	1,478,400	1,120,000	0	0	0	358,400
1543	M	PED/BIKE	010-090-003	CARVER COUNTY	W PARKING LOT, MINNEWASHTA REG PARK, TO MINNETONKA W MIDDLE SCHOOL INCLUDING UNDERPASS, TH 41, CHANHASSEN-CONSTRUCT PED/BIKE TRAIL, UNDERPASS, ETC	2.6	EN	PEDESTRIAN BIKE TRAIL	TEA	1,362,500	1,090,000	0	0	0	272,500

Enhancement Projects
Fiscal Year: 2012

STIP for FY 2012-2015

Seq #	ATP	Route System	Project Number	Agency	Description	Miles	Program	Type of Work	Proposed Funds	Total	FHWA	AC	FTA	State	Other
1563	M	EN	091-070-015	ST PAUL PARK/REC	INTERPRETIVE SITE OF PEDESTRIAN BR L-5853 OVER FORMER COMO/HARRIET STREETCAR LINE, COMO PARK	0.0	EN	ENHANCEMENT	TEA	1,214,080	719,488	0	0	0	494,592
1564	M	PED/BIKE	091-090-047	DAKOTA COUNTY	PINE BEND BLUFFS TRAILHEAD TO 117TH ST, INVER GROVE HTS-CONSTRUCT MISS RIVER REGIONAL PED/BIKE TRAIL	1.5	EN	PEDESTRIAN BIKE TRAIL	TEA	1,500,000	943,312	0	0	0	556,688
1566	M	PED/BIKE	091-090-056	SAINT PAUL PARKS & REC	CHEROKEE REGIONAL PARK-CONSTRUCT PED/BIKE TRAIL, OVERLOOKS, ETC ALONG S BLUFF OF MISS RIVER	1.3	EN	PEDESTRIAN BIKE TRAIL	TEA	2,640,000	1,090,000	0	0	0	1,550,000
1567	M	PED/BIKE	091-090-057	DAKOTA COUNTY	MISS RIVER REG TR, SCHARRS BLUFF TO MISS RIVER, SPRING LK RARK RESERVE, NININGER TWP- CONSTRUCT PED/BIKE TR & TRAILHEAD FACILITY	1.6	EN	PED/BIKE IMPROVEMENT	TEA	1,290,240	1,032,192	0	0	0	258,048
1568	M	PED/BIKE	091-090-058	DAKOTA COUNTY	TH 110 TO GARLOUGH ELEMENTARY, WEST ST PAUL-CONSTRUCT N URBAN REG TR INCLUDING UNDERPASS	1.1	EN	PEDESTRIAN BIKE TRAIL	TEA	992,600	794,080	0	0	0	198,520
1569	M	PED/BIKE	091-090-059	DAKOTA COUNTY	MISS RIVER REG TR, 117TH ST TO SPRING LK REG PARK, ROSEMOUNT-CONSTRUCT PED/BIKE TRAIL	3.7	EN	PEDESTRIAN BIKE TRAIL	TEA	2,500,000	1,090,000	0	0	0	1,410,000
1570	M	PED/BIKE	091-090-060	RAMSEY COUNTY PARKS	ALONG LOWER AFTON RD, MCKNIGHT RD TO PT DOUGLAS RD, ST PAUL-CONSTRUCT PAVED PED/BIKE TRAIL	1.0	EN	PEDESTRIAN BIKE TRAIL	TEA	981,000	784,800	0	0	0	196,200
1574	M	PED/BIKE	107-090-005	BLOOMINGTON	LONG MEADOW LAKE, BLOOMINGTON-REPLACE BR 3145 ON OLD CEDAR AVE WITH A PED/BIKE BOARDWALK	0.0	EN	PED/BIKE IMPROVEMENT	TEA	3,210,000	1,070,000	0	0	0	2,140,000
1575	M	PED/BIKE	107-090-006	BLOOMINGTON	20TH AVE TO 22ND AVE, BLOOMINGTON- CONSTRUCT PED/BIKE BRIDGE OVER KILLEBREW DR SO OF MALL OF AMERICA	0.0	EN	PEDESTRIAN BIKE BRIDGE	TEA	1,980,000	1,008,000	0	0	0	972,000
1576	M	PED/BIKE	120-020-037	EDINA	LYNMAR LANE TO E OF FRANCE AVE NEAR 72ND ST S, EDINA-CONSTRUCT PED/BIKE BRIDGE OVER FRANCE AVE	0.1	EN	PED/BIKE IMPROVEMENT	TEA	2,180,000	1,090,000	0	0	0	1,090,000
1578	M	EN	141-080-042	MINNEAPOLIS	HENN AVE TO CEDAR AVE, MPLS- REHABILITATE/PRESERVE HISTORIC BRS WHICH ARE OVER MIDTOWN GREENWAY	0.0	EN	BRIDGE REPAIR OTHER	TEA	1,400,000	1,120,000	0	0	0	280,000
1593	M	PED/BIKE	164-020-109	SAINT PAUL	RAYMOND AVE, UNIVERSITY AVE TO HAMPDEN ST, ST PAUL-RECONSTRUCT RAYMOND AVE, INCLUDING GRADING AND SURFACING, INTERSECTION REALIGNMENT, AND PEDESTRIAN STREETScape IMPROVEMENTS	0.4	EN	PED/BIKE IMPROVEMENT	TEA	1,612,800	1,075,200	0	0	0	537,600

Enhancement Projects
Fiscal Year: 2012

STIP for FY 2012-2015

Seq #	ATP	Route System	Project Number	Agency	Description	Miles	Program	Type of Work	Proposed Funds	Total	FHWA	AC	FTA	State	Other
1597	M	PED/BIKE	188-118-004	LAKEVILLE	ON KENRICK AVE BETWEEN 185TH ST & 205TH ST, ALONG MARION LAKE BETWEEN KENRICK AVE & 195TH ST-CONSTRUCT TRAIL, PURCHASE 14 ACRES FOR PARK & CONSTRUCT TRAIL IN PARK ALONG MARION LAKE (AC PROJECT, PAYBACK IN 2014)	0.0	EN	PED/BIKE IMPROVEMENT	TEA	1,537,000	0	1,040,000	0	0	1,537,000
1598	M	PED/BIKE	194-010-010	CHANHASSEN	AT MINNEWASHTA PKWY & TH 5 IN CHANHASSEN- CONSTRUCT PED/BIKE UNDERPASS (AC PROJECT, PAYBACK IN 2013)	0.0	EN	PEDESTRIAN BIKE BRIDGE	TEA	244,800	0	979,200	0	0	244,800
2158	C	TH 24	4711-20C	MNDOT	**ELLA** - REHAB & RELOCATE BRIDGE 5388 TO LAKE LOUIS STATE PARK IN MOWER COUNTY	0.0	EN	BRIDGE REHABILITATION	TEA	1,736,370	1,389,096	0	0	0	347,274
										45,157,921	\$24,567,346	\$2,419,200	\$0	\$125,660	\$20,464,915

Enhancement Projects
Fiscal Year: 2013

STIP for FY 2012-2015

Seq #	ATP	Route System	Project Number	Agency	Description	Miles	Program	Type of Work	Proposed Funds	Total	FHWA	AC	FTA	State	Other
77	1	PED/BIKE	038-090-004	LAKE COUNTY	TWO HARBORS TRAIL SYSTEM RR UNDERPASS BRIDGE	0.4	EN	PED/BIKE IMPROVEMENT	TEA	429,149	343,319	0	0	0	85,830
82	1	PED/BIKE	091-090-065	FOND DU LAC RESERVATION	FOND DU LAC TO CLOQUET TRAIL CONNECTION, PED/BIKE TRAIL	1.6	EN	PED/BIKE IMPROVEMENT	TEA	400,000	297,357	0	0	0	102,643
85	1	MN 1	098-010-004	EFFIE	**ELLA** STREETScape IMPROVEMENTS, TH 1, EFFIE (SP 3101-33)	0.0	EN	HISTORIC PRESERVATION	TEA	146,200	116,960	0	0	0	29,240
87	1	PED/BIKE	118-090-002	DULUTH	CROSS CITY CONNECTION DULUTH PHASE II, WASECA INDUSTRIAL BLVD TO RECYCLE WAY, PED/BIKE FACILITY	2.0	EN	PED/BIKE IMPROVEMENT	TEA	700,000	500,000	0	0	0	200,000
102	1	MN 999	8801-ADA-13	MNDOT	**ADA** DISTRICTWIDE SETASIDES - ACCESSIBILITY IMPROVEMENTS-2013	0.0	EN	PED/BIKE IMPROVEMENT	TEA	262,500	210,000	0	0	52,500	0
261	2	PED/BIKE	068-090-005	ROSEAU COUNTY	CITY OF ROSEAU - ROSEAU RIVER TRAIL FOR PED/BIKE TRAIL, PHASE III	0.8	EN	PEDESTRIAN BIKE TRAIL	TEA	198,561	158,850	0	0	0	39,711
265	2	PED/BIKE	119-010-005	EAST GRAND FORKS	EAST GRAND FORKS - MULTIPURPOSE TRAIL ON W SIDE OF MN220 FOR PED/BIKE TRAIL	0.9	EN	PEDESTRIAN BIKE TRAIL	TEA	255,340	204,272	0	0	0	51,068
266	2	PED/BIKE	170-090-001	THIEF RIVER FALLS	THIEF RIVER FALLS - MULTI-USE PED/BIKE TRAIL, PHASE I	1.0	EN	PEDESTRIAN BIKE TRAIL	TEA	203,000	162,400	0	0	0	40,600
514	3	PED/BIKE	245-090-002	ISANTI	CONSTRUCT TRAIL FROM 8TH AVE. SE TO 6TH AVE. SE & FROM RICHARD AVE. NE TO CREDIT UNION DR. NE IN ISANTI	0.6	EN	PEDESTRIAN BIKE TRAIL	TEA	488,134	150,000	0	0	0	338,134
736	4	EN	056-090-008	OTTER TAIL COUNTY	CSAH 89 IN BATTLE LAKE TO WHITE TAIL LANE - GLENDALOUGH PARK INTERCONNECTION TRAIL	1.7	EN	PEDESTRIAN BIKE TRAIL	TEA	284,000	175,000	0	0	0	109,000
956	6	PED/BIKE	092-090-047	DNR	MILL TOWNS TRAIL - BRIDGE	0.1	EN	ENHANCEMENT	TEA	665,000	532,000	0	0	0	133,000
957	6	PED/BIKE	104-090-006	AUSTIN	NATURE CENTER TRAIL - PHASE III	0.7	EN	ENHANCEMENT	TEA	270,490	216,392	0	0	0	54,098
962	6	PED/BIKE	236-090-001	LA CRESCENT	WAGON WHEEL TRAIL, PHASE 1	1.0	EN	PEDESTRIAN BIKE TRAIL	TEA	545,500	436,400	0	0	0	109,100
1180	7	PED/BIKE	032-090-007	JACKSON COUNTY	LOON LAKE TRAIL IN JACKSON CO, PHASE 3	1.2	EN	PEDESTRIAN BIKE TRAIL	TEA	203,344	162,675	0	0	0	40,669
1182	7	PED/BIKE	040-090-001	LE SUEUR COUNTY	TRAIL IN THE CITY OF LE SUEUR, ALONG KINGSWAY DRIVE & BORIGHT STREET CONNECTING WITH A DIRT TRAIL & EXISTING SIDEWALK	1.7	EN	PEDESTRIAN BIKE TRAIL	TEA	275,162	220,129	0	0	0	55,033

Enhancement Projects
Fiscal Year: 2013

STIP for FY 2012-2015

Seq #	ATP	Route System	Project Number	Agency	Description	Miles	Program	Type of Work	Proposed Funds	Total	FHWA	AC	FTA	State	Other
1185	7	PED/BIKE	053-610-008	NOBLES COUNTY	ALONG CSAH 10 FROM INT. OF CSAH 10 & CSAH 35 TO 1.47 MI SOUTH (OLSON PARK), CONSTRUCT WEST WORTHINGTON TRAIL FOR PEDS & BIKES (FED \$ CAPPED)	1.5	EN	PEDESTRIAN BIKE TRAIL	TEA	729,997	400,000	0	0	0	329,997
1186	7	PED/BIKE	072-090-002	SIBLEY	BRIDGES FOR PRAIRIE LINE TRAIL, ALONG CO RD 166 (PHASE 2A)	0.0	EN	PEDESTRIAN BIKE BRIDGE	TEA	616,000	400,000	0	0	0	216,000
1190	7	PED/BIKE	177-090-005	WORTHINGTON	FROM CENTENNIAL PARK AT THE INT OF CSAH 25 & CSAH 35 TO WORTHINGTON MIDDLE SCHOOL AT THE INT OF CSAH 10 & CSAH 35, CONSTRUCT WORTHINGTON TRAIL FOR PEDS & BIKES	0.8	EN	PEDESTRIAN BIKE TRAIL	TEA	491,290	342,200	0	0	0	149,090
1191	7	PED/BIKE	237-090-001	New Prague	FROM TH 21 TO 11TH AVE NW, CONSTRUCT PED/BIKE TRAIL	0.0	EN	PEDESTRIAN BIKE TRAIL	TEA	305,907	244,726	0	0	0	61,181
1370	8	PED/BIKE	043-090-002	MCLEOD COUNTY	MCLEOD CSAH 1 TO BUFFALO CREEK (BUFFALO HIGHLAND RECREATIONAL TRAIL), GLENCOE PHASE 2, CONSTRUCT BIKE/PED TRAIL	1.7	EN	PEDESTRIAN BIKE TRAIL	TEA	195,630	156,500	0	0	0	39,130
1372	8	PED/BIKE	139-090-004	MARSHALL	MN 19 TO CLARICE AVE (MARSHALL E TRAIL), CONSTRUCT BIKE/PED TRAIL (PHASE III)	1.2	EN	PEDESTRIAN BIKE TRAIL	TEA	261,000	174,870	0	0	0	86,130
1373	8	PED/BIKE	175-090-005	WILLMAR	DOWNTOWN WILLMAR TO ROBBINS ISLAND CONNECTION, CONSTRUCT BIKE/PED TRAIL	1.0	EN	PEDESTRIAN BIKE TRAIL	TEA	177,017	135,064	0	0	0	41,953
1775	M	PED/BIKE	002-614-035	ANOKA COUNTY	OVER 35W IN LINO LAKE-CONSTRUCT PED/BIKE BRIDGE ALONG CSAH 14	0.1	EN	PEDESTRIAN BIKE BRIDGE	TEA	329,766	263,813	0	0	0	65,953
1777	M	PED/BIKE	010-090-004	CARVER COUNTY	CONNECTION OF LAKE MINNETONKA TR & MINN RIVER BLUFFS LRT REG TR-CONSTRUCT SOUTHWEST REGIONAL TRAIL CONNECTION	0.0	EN	PEDESTRIAN BIKE TRAIL	TEA	556,716	445,373	0	0	0	111,343
1781	M	PED/BIKE	019-090-011	DAKOTA COUNTY	THROUGH THE WESTERN PORTION OF THE SPRING LK PARK RESERVE-CONSTRUCT MISS RIVER REG TRAIL	3.2	EN	PEDESTRIAN BIKE TRAIL	TEA	1,275,000	1,020,000	0	0	0	255,000
1792	M	PED/BIKE	082-090-004	WASHINGTON COUNTY	CONSTRUCT HARDWOOD CREEK REGIONAL TR EXTENSION FROM WASHINGTON CR 8 TO 140TH ST IN HUGO	0.0	EN	ENHANCEMENT	TEA	765,000	612,000	0	0	0	153,000
1794	M	PED/BIKE	091-090-069	MPLS PARK/REC BOARD	ALONG BROWNIE LAKE TR FROM CEDAR LAKE BR TO I-394 IN MINNEAPOLIS-UPGRADE TRAIL, FACILITIES, LIGHTING, AND APPURTENCES	0.0	EN	ENHANCEMENT	TEA	637,500	510,000	0	0	0	127,500
1795	M	PED/BIKE	091-090-070	MPLS PARK/REC BOARD	ALONG DEAN PKWY FROM LAKE OF THE ISLES TO LAKE CALHOUN IN MPLS-TRAIL IMPROVEMENTS, LIGHTING, AND APPURTENCES	1.0	EN	ENHANCEMENT	TEA	701,250	561,000	0	0	0	140,250

Enhancement Projects
Fiscal Year: 2013

STIP for FY 2012-2015

Seq #	ATP	Route System	Project Number	Agency	Description	Miles	Program	Type of Work	Proposed Funds	Total	FHWA	AC	FTA	State	Other
1796	M	PED/BIKE	091-090-073	THREE RIVERS PARK DISTRICT	OVER HENNEPIN CSAH 61 IN PLYMOUTH-CONSTRUCTION & RW ACQ FOR A LUCE LINE REGIONAL TR PED/BIKE BRIDGE	0.0	EN	PEDESTRIAN BIKE BRIDGE	TEA	1,760,000	1,020,000	0	0	0	740,000
1797	M	PED/BIKE	092-090-049	DNR	CONNECT LAKE BYLLESBY REG PARK TO STATE TR-CONSTRUCT MILL TOWNS TRAIL PED/BIKE BR OVER CANNON RIVER	0.1	EN	PEDESTRIAN BIKE BRIDGE	TEA	678,300	542,640	0	0	0	135,660
1800	M	PED/BIKE	140-010-007	MENDOTA HTS	AT DODD RD(TH 149) & TH 110 IN MENDOTA HTS-PEDESTRIAN ACCESS IMPROVEMENTS, SAFETY IMPROVEMENTS	0.0	EN	PED/BIKE IMPROVEMENT	TEA	628,320	502,656	0	0	0	125,664
1801	M	PED/BIKE	141-090-037	MINNEAPOLIS	FROM E 28TH ST TO 11TH AVE S ALONG HIAWATHA LRT TRAIL IN MPLS-LIGHTING	0.0	EN	LIGHTING	TEA	1,275,000	1,020,000	0	0	0	255,000
1808	M	PED/BIKE	194-010-010AC	CHANHASSEN	AT MINNEWASHTA PKWY & TH 5 IN CHANHASSEN-CONSTRUCT PED/BIKE UNDERPASS (AC PAYBACK 1 OF 1)	0.0	EN	PEDESTRIAN BIKE BRIDGE	TEA	979,200	979,200	0	0	0	0
1812	M	PED/BIKE	199-108-003	RAMSEY	ALONG MISSISSIPPI RIVER FROM TUNGSTEN ST TO RAMSEY BLVD IN RAMSEY-CONSTRUCT MISSISSIPPI RIVER TRAIL	1.9	EN	ENHANCEMENT	TEA	509,487	387,808	0	0	0	121,679
										18,198,760	13,603,604	\$0	\$0	\$52,500	\$4,542,656

Enhancement Projects
Fiscal Year: 2014

STIP for FY 2012-2015

Seq #	ATP	Route System	Project Number	Agency	Description	Miles	Program	Type of Work	Proposed Funds	Total	FHWA	AC	FTA	State	Other
121	1	PED/BIKE	036-090-002	KOOCHICHING COUNTY	SECOND CREEK TO RANIER, WIDEN TRAIL TO MEET STANDARDS (AC PROJECT, PAYBACK IN 2015)	1.5	EN	PED/BIKE IMPROVEMENT	TEA	51,930	0	207,720	0	0	51,930
122	1	EN	038-090-007	BEAVER BAY	BEAVER BAY TRAILHEAD FACILITY	0.0	EN	BUILDINGS	TEA	500,000	400,000	0	0	0	100,000
126	1	PED/BIKE	069-090-028	ELY	ELY TREZONA (MESABI) TRAIL CONNECTION, PED/BIKE TRAIL	0.5	EN	PED/BIKE IMPROVEMENT	TEA	186,300	149,040	0	0	0	37,260
128	1	EN	091-070-021	ARDC	HELMET HERO BICYCLE EDUCATION	0.0	EN	PED/BIKE IMPROVEMENT	TEA	71,868	57,494	0	0	0	14,374
130	1	PED/BIKE	118-090-019	DULUTH	CROSS CITY TRAIL TO LAKEWALK CONNECTION PHASE III, RECYCLE WAY TO JENSWOLD ST., PED/BIKE FACILITY	0.7	EN	PED/BIKE IMPROVEMENT	TEA	700,000	500,000	0	0	0	200,000
131	1	EN	134-090-001	INTERNATIONAL FALLS	INTERNATIONAL FALLS AREA GATEWAY CORRIDOR IMPROVEMENT PROJECT, LIGHTING, LANDSCAPING, WAY-FINDING SIGNS	0.0	EN	PED/BIKE IMPROVEMENT	TEA	625,000	500,000	0	0	0	125,000
136	1	MN 999	8801-ADA-14	MNDOT	**ADA** DISTRICTWIDE SETASIDES - ACCESSIBILITY IMPROVEMENTS-2014	0.0	EN	PED/BIKE IMPROVEMENT	TEA	262,500	210,000	0	0	52,500	0
302	2	PED/BIKE	060-090-002	POLK COUNTY	FOSSTON - MULTI-USE PED/BIKE TRAIL, PHASE I	1.6	EN	PEDESTRIAN BIKE TRAIL	TEA	344,755	275,804	0	0	0	68,951
321	2	LOCAL 999	8802-EN-14	ATP 2	DISTRICTWIDE - ENHANCEMENT PROGRAM - LOCAL - FY 2014	1.0	EN	ENHANCEMENT	TEA	280,250	224,200	0	0	0	56,050
571	3	EN	077-595-001	TODD COUNTY	RESTORATION OF THE EXISTING DEPOT STRUCTURE IN STAPLES	0.0	EN	HISTORIC PRESERVATION	TEA	505,150	404,120	0	0	0	101,030
572	3	PED/BIKE	086-090-004	HANOVER	CONSTRUCT BIKE/PED TRAIL ALONG WRIGHT CSAH 34 FROM BEEBE LAKE REGIONAL PARK IN ST. MICHAEL TO INTERSECTION OF CSAH 19 & 34 IN HANOVER	3.8	EN	PED/BIKE IMPROVEMENT	TEA	973,557	657,500	0	0	0	316,057
775	4	PED/BIKE	056-090-009	OTTER TAIL COUNTY	HALVORSON PARK TRAIL IN BATTLE LAKE	0.0	EN	ENHANCEMENT	TEA	63,400	42,720	0	0	0	20,680
776	4	CSAH 1	056-601-057	OTTER TAIL COUNTY	BITUMINOUS OVERLAY FROM CSAH 35 TO CSAH 45 - N.E. OF UNDERWOOD	2.5	RS	PEDESTRIAN BIKE TRAIL	TEA	850,000	680,000	0	0	0	170,000
778	4	PED/BIKE	084-090-002	WILKIN COUNTY	LAKE BRECKENRIDGE TRAIL ON WILKIN CSAH 10 FROM BRECKINRIDGE TO LAKE BRECKENRIDGE	0.8	EN	PEDESTRIAN BIKE TRAIL	TEA	406,250	125,000	0	0	0	281,250
779	4	PED/BIKE	102-090-004	ALEXANDRIA	PEDESTRIAN/BIKE TRAIL ON 3RD AVE. IN ALEXANDRIA	0.0	EN	ENHANCEMENT	TEA	97,000	62,080	0	0	0	34,920

Enhancement Projects
Fiscal Year: 2014

STIP for FY 2012-2015

Seq #	ATP	Route System	Project Number	Agency	Description	Miles	Program	Type of Work	Proposed Funds	Total	FHWA	AC	FTA	State	Other
781	4	PED/BIKE	144-090-016AC1	MOORHEAD	BIKE/PED BRIDGE REPLACEMENT ON RED RIVER AT GOOSEBERRY/LINDENWOOD PARK (AC Payback 1 of 1)	0.1	EN	GRADE AND SURFACE	TEA	400,000	400,000	0	0	0	0
1014	6	PED/BIKE	159-090-018	ROCHESTER	EAST CIRCLE DRIVE PATH	3.0	EN	PEDESTRIAN BIKE TRAIL	TEA	1,249,490	800,000	0	0	0	449,490
1238	7	PED/BIKE	032-090-009	JACKSON COUNTY	OLD MILL TRAIL, FROM PLEASANTVIEW ELEMENTARY SCHOOL TO COLONIAL AVENUE	1.5	EN	PEDESTRIAN BIKE TRAIL	TEA	373,856	299,085	0	0	0	74,771
1242	7	PED/BIKE	072-090-003	SIBLEY	PRAIRIE LINE TRAIL ALONG CO RD 166 TO ARLINGTON SPORTSMAN PARK & TO SOUTH OF HIGH ISLAND CREEK (PHASE 2B)	1.5	EN	PEDESTRIAN BIKE TRAIL	TEA	300,000	240,000	0	0	0	60,000
1418	8	PED/BIKE	047-090-003	MEEKER COUNTY	LAKE KORONIS OUTLET, CONSTRUCT PED/BIKE BRIDGE	0.1	EN	PEDESTRIAN BIKE TRAIL	TEA	148,395	119,516	0	0	0	28,879
1943	M	PED/BIKE	062-636-006	RAMSEY COUNTY	CONSTRUCT TWO GRADE - SEPARATED PED CROSSINGS OF ACCESS RAMPS FROM CHILDS RD TO WARNER RD IN ST PAUL	0.0	EN	PEDESTRIAN BIKE BRIDGE	TEA	3,437,000	1,040,000	0	0	0	2,397,000
1944	M	PED/BIKE	070-701-008	SCOTT COUNTY	ALONG CSAH 101 FROM RIVER RD/STAGECOACH RD TO SHENANDOAH DR IN SHAKOPEE - CONSTRUCT PED/BIKE TRAIL	3.8	EN	PEDESTRIAN BIKE TRAIL	TEA	1,300,000	1,040,000	0	0	0	260,000
1945	M	PED/BIKE	091-090-068	MPLS PARK/REC BOARD	FROM FRANKLIN AVE N TO CENTRAL RIVERFRONT PARK IN MPLS - CONSTRUCT WEST RIVER PKWY TRAIL IMPROVEMENTS	0.0	EN	PED/BIKE IMPROVEMENT	TEA	1,202,500	962,000	0	0	0	240,500
1946	M	PED/BIKE	091-090-071	MPLS PARK/REC BOARD	ALONG THE WEST BANK OF MISS RIVER - JAMES I RICE PKWY TRAIL IMPROVEMENTS & CONNECTIONS	0.0	EN	PED/BIKE IMPROVEMENT	TEA	1,040,000	832,000	0	0	0	208,000
1947	M	PED/BIKE	091-090-072	THREE RIVERS PARK DISTRICT	OVER HENNEPIN CSAH 19 IN SHOREWOOD & TONKA BAY - CONSTRUCT LAKE MINNETONKA LRT REGIONAL TR PED/BIKE BRIDGE	0.0	EN	PEDESTRIAN BIKE BRIDGE	TEA	2,000,000	1,040,000	0	0	0	960,000
1950	M	PED/BIKE	098-090-007	HANOVER	ALONG HENNEPIN CSAH 19 IN HANOVER - CONSTRUCT BIT PED/BIKE TRAIL	0.0	EN	ENHANCEMENT	TEA	270,291	216,233	0	0	0	54,058
1951	M	PED/BIKE	103-090-002	ANOKA	FROM MAIN ST TO THE STATE HOSPITAL IN ANOKA - CONSTRUCT THE RUM RIVER TR, & INTERPRETIVE/EDUCATIONAL FOR THE HENRY HAMMER TR	1.2	EN	PED/BIKE IMPROVEMENT	TEA	988,000	790,400	0	0	0	197,600
1952	M	PED/BIKE	107-425-008	BLOOMINGTON	HYLAND TRL CORRIDOR FROM 105TH ST/MARYLAND RD TO THE BLOOMINGTON FERRY RD TRAILHEAD NEAR THE MN RIVER IN BLOOMINGTON - CONSTRUCT TRAIL	1.3	EN	PEDESTRIAN BIKE TRAIL	TEA	674,700	539,760	0	0	0	134,940

Enhancement Projects
Fiscal Year: 2014

STIP for FY 2012-2015

Seq #	ATP	Route System	Project Number	Agency	Description	Miles	Program	Type of Work	Proposed Funds	Total	FHWA	AC	FTA	State	Other
1953	M	EN	138-010-012	RAM-WASH METRO WATER DIST	KELLER LAKE WATER-QUALITY IMPROVEMENT PROJECT - MITIGATE HWY 36 & HWY 61 RUNOFF BY CHANNELING STORMWATER THROUGH 3 WETLAND TREATMENT PONDS	0.0	EN	ENHANCEMENT	TEA	910,000	248,258	0	0	0	661,742
1955	M	PED/BIKE	141-090-038	MINNEAPOLIS	OVER THE MISS RIVER FROM U OF M EAST TO WEST BANK IN MPLS - REHABILITATE & PAINT BR 9 (MN BR 94246)	0.0	EN	BRIDGE REPAIR	TEA	1,300,000	1,040,000	0	0	0	260,000
1956	M	PED/BIKE	164-090-013	SAINT PAUL	FROM JACKSON ST TO CAYUGA ST IN SAINT PAUL - CONSTRUCT TROUT BROOK REGIONAL TR ON ABANDONED RAILWAY	1.0	EN	PEDESTRIAN BIKE TRAIL	TEA	747,500	598,000	0	0	0	149,500
1957	M	EN	164-213-007	SAINT PAUL	ON WESTERN AVE FROM ST ANTHONY TO UNIV & FROM CONCORDIA TO SELBY - STREETScape, LIGHTING	0.7	EN	ENHANCEMENT	TEA	1,425,000	1,040,000	0	0	0	385,000
1959	M	PED/BIKE	179-090-004	BURNSVILLE	FROM I-35W TO TH 77 ALONG MN RIVER IN BURNSVILLE - CONSTRUCT BIG RIVERS REGIONAL TRAIL	3.5	EN	PEDESTRIAN BIKE TRAIL	TEA	1,300,000	1,040,000	0	0	0	260,000
1960	M	PED/BIKE	188-118-004AC	LAKEVILLE	ON KENRICK AVE BETWEEN 185TH ST & 205TH ST, ALONG MARION LAKE BETWEEN KENRICK AVE & 195TH ST-CONSTRUCT TRAIL, PURCHASE 14 ACRES FOR PARK & CONSTRUCT TRAIL IN PARK ALONG MARION LAKE (AC PAYBACK 1 OF 1)	0.0	EN	PED/BIKE IMPROVEMENT	TEA	1,040,000	1,040,000	0	0	0	0
										\$26,024,692	\$17,613,210	\$207,720	\$0	\$52,500	\$8,358,982

Enhancement Projects
Fiscal Year: 2015

STIP for FY 2012-2015

Seq #	ATP	Route System	Project Number	Agency	Description	Miles	Program	Type of Work	Proposed Funds	Total	FHWA	AC	FTA	State	Other
157	1	PED/BIKE	031-090-007	ITASCA COUNTY	MESABI AND ITASCA TRAIL SYSTEM, PED/BIKE TRAIL CONSTRUCTION	6.2	EN	PED/BIKE IMPROVEMENT	TEA	300,000	150,000	0	0	0	150,000
159	1	PED/BIKE	036-090-002AC	KOOCHICHING COUNTY	SECOND CREEK TO RANIER, WIDEN TRAIL TO MEET STANDARDS (AC PAYBACK 1 of 1)	1.5	EN	PED/BIKE IMPROVEMENT	TEA	207,720	207,720	0	0	0	0
162	1	PED/BIKE	069-090-029	ST LOUIS COUNTY	MOUNTAIN IRON BICYCLE AND PEDESTRIAN CONNECTION	1.6	EN	PED/BIKE IMPROVEMENT	TEA	343,200	274,560	0	0	0	68,640
163	1	PED/BIKE	069-090-030	REGIONAL RAIL AUTHORITY	MESABI TRAIL, SOUDAN TO ELY, BIKE/PED TRAIL	4.0	EN	PED/BIKE IMPROVEMENT	TEA	492,000	393,600	0	0	0	98,400
165	1	PED/BIKE	091-070-024	ARDC	HELMET HERO BICYCLE EDUCATION PROGRAM	0.0	EN	PED/BIKE IMPROVEMENT	TEA	71,868	57,494	0	0	0	14,374
166	1	PED/BIKE	118-090-021	DULUTH	CROSS CITY TRAIL PHASE IV, M182 TO LAKEWALK TRAIL CONNECTOR	0.6	EN	PED/BIKE IMPROVEMENT	TEA	700,000	500,000	0	0	0	200,000
181	1	MN 999	8801-ADA-15	MNDOT	**ADA** DISTRICTWIDE SETASIDE - ACCESSIBILITY IMPROVEMENTS - 2015	0.0	EN	PED/BIKE IMPROVEMENT	TEA	262,500	210,000	0	0	52,500	0
358	2	LOCAL 999	8802-EN-15	ATP 2	DISTRICTWIDE - ENHANCEMENT PROGRAM - LOCAL - FY 2015	0.0	EN	ENHANCEMENT	TEA	625,000	500,000	0	0	0	125,000
628	3	PED/BIKE 999	162-090-006	ST. CLOUD	BEAVER ISLAND TRAIL EXTENSION FROM 33RD STREET SOUTH TO MISSISSIPPI RIVER BLUFFS REGIONAL PARK IN THE CITY OF ST. CLOUD	1.0	EN	PEDESTRIAN BIKE TRAIL	TEA	600,000	388,000	0	0	0	212,000
629	3	PED/BIKE 999	204-090-003	ELK RIVER	CONSTRUCT MISSING SEGMENTS OF BIKE/PED TRAIL ALONG TWIN LAKES ROAD FROM EXISTING HOUSING DEVELOPMENTS IN ELK RIVER TO THE ELK RIVER NORTHSTAR COMMUTER RAIL STATION AND UPGRADE PED. RAMPS TO ADA GUIDELINES	1.0	EN	PED/BIKE IMPROVEMENT	TEA	222,500	160,000	0	0	0	62,500
820	4	PED/BIKE	056-090-010	OTTER TAIL COUNTY	LAKE ADLEY PARK TRAIL - PARKERS PRAIRIE	0.0	EN	ENHANCEMENT	TEA	231,250	185,000	0	0	0	46,250
823	4	PED/BIKE	102-090-005	ALEXANDRIA	GENEVA ROAD PEDESTRIAN/BIKE LANES - PHASE II	0.0	EN	ENHANCEMENT	TEA	980,000	414,593	0	0	0	565,407
1065	6	PED/BIKE	104-090-007	AUSTIN	SOUTHWEST TRAIL	0.8	EN	PEDESTRIAN BIKE TRAIL	TEA	252,000	201,600	0	0	0	50,400
1068	6	PED/BIKE	159-090-019	ROCHESTER	SOUTH BROADWAY PATH	1.6	EN	PEDESTRIAN BIKE TRAIL	TEA	1,100,000	623,400	0	0	0	476,600
1276	7	PED/BIKE	008-090-002	BROWN COUNTY	SLEEPY EYE LAKE TRAIL PHASE II	0.4	EN	PEDESTRIAN BIKE TRAIL	TEA	455,731	364,585	0	0	0	91,146
1278	7	PED/BIKE	032-090-005	JACKSON COUNTY	FORT BELMONT - BIKE TRAIL IN THE CITY OF JACKSON (FED\$CAPPED)	1.5	EN	PEDESTRIAN BIKE TRAIL	TEA	180,132	141,280	0	0	0	38,852

Enhancement Projects
Fiscal Year: 2015

STIP for FY 2012-2015

Seq #	ATP	Route System	Project Number	Agency	Description	Miles	Program	Type of Work	Proposed Funds	Total	FHWA	AC	FTA	State	Other
1281	7	PED/BIKE	083-090-004	WATONWAN COUNTY	WATLINE TRAIL IN WILDLIFE MANAGEMENT AREA ALONG TH 4	4.0	EN	PEDESTRIAN BIKE TRAIL	TEA	414,588	331,670	0	0	0	82,918
1282	7	PED/BIKE	150-090-002	NORTH MANKATO	US 14 TRAIL FROM LORAY DRIVE TO WEST LIND STREET	1.4	EN	PEDESTRIAN BIKE TRAIL	TEA	584,310	400,000	0	0	0	184,310
2045	M	EN	098-090-008	CHISAGO COUNTY	FROM TH95 (BENCH ST) TO CHISAGO COUNTY RD 20 IN TAYLORS FALLS - MULTI USE PAVED TRAIL (VALLEY VIEW TRAIL) TO PROVIDE CONNECTIVITY TO MN INTERSTATE PARK, SWEDISH IMMIGRANT TRAIL AND PROPOSED GATEWAY TRAIL	0.0	EN	PEDESTRIAN BIKE TRAIL	TEA	262,290	197,404	0	0	0	64,886
2098	M	LOCAL 999	880M-EN-15	MN/DOT	METRO ATP SETASIDE FOR ENHANCEMENT PROJECTS YET TO BE SELECTED FOR FY 2015	0.0	EN	ENHANCEMENT	TEA	10,000,000	8,000,000	0	0	0	2,000,000
										\$18,285,089	\$13,700,906	\$0	\$0	\$52,500	\$4,531,683

Highway Safety Improvement Program (HSIP)

HIGHWAY SAFETY IMPROVEMENT PROGRAM (HSIP)

Before the passage of SAFETEA-LU, federal safety funds were made available through the Hazard Elimination Safety Program (HES). Funds were identified in a decentralized process through local Area Transportation Partnerships (ATP).

Traditionally, these projects were reactive in nature and were designed to improve an existing safety problem at a high crash location. Through the project development process, a benefit/cost ratio would be estimated based on the safety improvement at a particular location. A review of projects funded in recent history yields the following breakdown of project types. For intersections (the predominant project location), most of the projects were new traffic signal installations usually including channelization and turn lane construction. Other intersection projects included: lighting, Emergency Vehicle Pre-emption (EVP) installation, and conversion to an interchange. For sections of roadway, most of the projects included general safety improvements – guardrail, shoulder improvements and turn lane construction. Other safety projects included: lighting, signing, and vertical and horizontal curvature correction. Projects programmed in later years have shifted to other areas including roundabouts and median treatments.

With the passage of SAFETEA-LU and the development of the Minnesota Strategic Highway Safety Plan (SHSP), the types of safety projects funded with HSIP dollars has changed. In 2007 and 2008, MnDOT transitioned from a purely reactive safety program to a more proactive safety program where low-cost systematic strategies are emphasized. Beginning in 2009, all

ATPs have a safety program developed based on Minnesota data and the Minnesota Strategic Highway Safety Plan.

Projects were selected for the 2012-2015 STIP through a centralized process. A solicitation process was used for the local project selection. Low cost, systematic, proactive projects were prioritized over reactive single location improvements. Projects funded using the new process includes: systematic intersection lighting, enhanced edge lines, rumble strips, chevrons on curves and cable median barrier. The Office of Traffic, Safety and Technology now approves all state and local HSIP projects before they are included in the STIP.

Projects were selected using the following criteria:

- Ability to meet the intent of the SHSP
- Fatal and A injury crashes per intersection or per mile
- SHSP (critical emphasis areas)
- Cost per intersection or cost per mile
- ADT
- Recommendation of a previous safety audit
- Inclusion on the High Risk Rural Roads list or Top 5% list

For Greater Minnesota ATP's the selection committee was comprised of individuals from the following offices:

- MnDOT Office of Traffic, Safety and Technology
- FHWA (Advisory)
- MnDOT Office of State Aid for Local Transportation (local solicitation only)

For the Metro District ATP the selection committee was comprised of individual representing:

- MnDOT Metro Traffic (2)
- Metro County Engineering (2)
- Metro City Engineering (2)

The Highway Safety Improvement Program funding included in the 2012-2015 STIP is shown in Figure A-3.

<p align="center">Figure A-3 HIGHWAY SAFETY IMPROVEMENT PROGRAM BY YEAR (\$ MILLIONS)</p>					
	2012	2013	2014	2015	TOTAL
Federal Highway Funds	20.4	18.5	20.5	20.5	79.9

Highway Safety Improvement Projects
Fiscal Year: 2012

STIP for FY 2012-2015

Seq #	ATP	Route System	Project Number	Agency	Description	Miles	Program	Type of Work	Proposed Funds	Total	FHWA	AC	FTA	TH	Other
21	1	LOCAL 999	069-070-007	ST LOUIS COUNTY	ST LOUIS COUNTY, EDGELINE PROFILE STRIPES	0.0	SH	STRIPING	HSIP	100,000	90,000	0	0	0	10,000
25	1	LOCAL 999	088-070-016	ST LOUIS, LAKE COUNTY	ST LOUIS & LAKE COUNTIES, EDGELINE STRIPES	0.0	SH	STRIPING	HSIP	610,000	549,000	0	0	0	61,000
205	2	CSAH 8	039-070-002	LAKE OF THE WOODS COUNTY	LAKE OF THE WOODS CSAH 8 - 2 FT PAVED SHOULDER WITH SAFETY EDGE & RUMBLE STRIP *PROACTIVE SAFETY*	0.0	SH	PAVE SHOULDER	HSIP	500,000	450,000	0	0	0	50,000
236	2	MN 999	8822-124	MNDOT	6 INCH WIDE STRIPING AT VARIOUS LOCATIONS DISTRICTWIDE	0.0	SH	STRIPING	HSIP	352,941	317,647	0	0	35,294	0
396	3	LOCAL 999	011-070-003	CASS COUNTY	CASS COUNTY, INSTALL CHEVRONS AT VARIOUS LOCATIONS	111.0	SH	SIGNING	HSIP	244,200	219,780	0	0	0	24,420
397	3	LOCAL 999	011-070-004	CASS COUNTY	CASS COUNTY, INSTALL INTERSECTION LIGHTING, SIGNING AND PAVEMENT MARKINGS AT VARIOUS LOCATIONS	0.0	SH	LIGHTING	HSIP	212,200	190,980	0	0	0	21,220
398	3	LOCAL 999	018-070-007	CROW WING COUNTY	CROW WING COUNTY, INSTALL PAVEMENT MARKINGS	32.5	SH	STRIPING	HSIP	276,250	248,625	0	0	0	27,625
403	3	CSAH 23	048-070-006	MILLE LACS COUNTY	TH 169 TO TH 27, PAVE SHOULDERS AND INSTALL RUMBLE STRIP IN MILLE LACS COUNTY	7.2	SH	RUMBLE STRIPS	HSIP	408,000	250,000	0	0	0	158,000
407	3	LOCAL 999	049-070-011	MORRISON COUNTY	MORRISON COUNTY, STRIPING:WET REFLECTIVE EPOXY IN GROOVES AT VARIOUS LOCATIONS	29.8	SH	STRIPING	HSIP	251,750	226,575	0	0	0	25,175
410	3	CSAH 5	071-070-012	SHERBURNE COUNTY	SHERBURNE COUNTY CSAH 4 TO SHERBURNE COUNTY CSAH 3, INSTALL RUMBLE STRIP AND EDGELINE	6.3	SH	STRIPING	HSIP	27,700	24,930	0	0	0	2,770
411	3	CSAH 9	071-070-013	SHERBURNE COUNTY	SHERBURNE COUNTY CSAH 5 TO SHERBURNE COUNTY CSAH 1, INSTALL RUMBLE STRIP AND EDGELINE	5.2	SH	STRIPING	HSIP	22,800	20,520	0	0	0	2,280
412	3	CSAH 9	071-070-014	SHERBURNE COUNTY	TH 169 TO SHERBURNE COUNTY CSAH 19, INSTALL RUMBLE STRIP AND EDGELINE	2.0	SH	STRIPING	HSIP	8,800	7,920	0	0	0	880
413	3	CSAH 19	071-070-015	SHERBURNE COUNTY	SHERBURNE COUNTY CSAH 4 TO SHERBURNE COUNTY CSAH 2, INSTALL RUMBLE STRIP AND EDGELINE	6.9	SH	STRIPING	HSIP	30,400	27,360	0	0	0	3,040
414	3	CSAH 25	071-070-016	SHERBURNE COUNTY	SHERBURNE COUNTY CR 45 TO TH 169, INSTALL RUMBLE STRIP AND EDGELINE	1.3	SH	STRIPING	HSIP	5,800	5,220	0	0	0	580
415	3	LOCAL 999	071-070-017	SHERBURNE COUNTY	SHERBURNE COUNTY CSAH 4 AND SHERBURNE CR 93, INSTALL TURN LANES	0.0	SH	TURN LANES	HSIP	75,000	67,500	0	0	0	7,500
422	3	LOCAL 999	077-070-004	TODD COUNTY	INSTALL WET REFLECTIVE PAVEMENT MARKINGS AT VARIOUS LOCATIONS IN TODD COUNTY	32.0	SH	STRIPING	HSIP	272,000	244,800	0	0	0	27,200

Highway Safety Improvement Projects
Fiscal Year: 2012

STIP for FY 2012-2015

Seq #	ATP	Route System	Project Number	Agency	Description	Miles	Program	Type of Work	Proposed Funds	Total	FHWA	AC	FTA	TH	Other
425	3	LOCAL 999	080-070-002	WADENA COUNTY	INSTALL LIGHTING, SIGNING AND PAVEMENT MARKINGS AT VARIOUS LOCATIONS IN WADENA COUNTY	0.0	SH	MISCELLANEOUS	HSIP	86,200	77,580	0	0	0	8,620
427	3	LOCAL 999	086-070-006	WRIGHT COUNTY	WRIGHT COUNTY, INSTALL CHEVRONS AT VARIOUS LOCATIONS	77.9	SH	SIGNING	HSIP	264,000	225,000	0	0	0	39,000
457	3	US 169	7106-74S	MNDOT	JCT. TH 10 IN ELK RIVER TO 0.18 MI. S. OF 225TH AVE., MILL & OVERLAY, PAVE SHOULDERS, EXTEND TURN LANES (HSIP PROJECT)	5.7	SH	TURN LANES	HSIP	250,000	225,000	0	0	25,000	0
464	3	MN 999	8823-145	MNDOT	DISTRICTWIDE INTERSECTION LIGHTING AT VARIOUS TRUNK HIGHWAY/TRUNK HIGHWAY INTERSECTIONS (HSIP PROJECT)	0.0	SH	LIGHTING	HSIP	466,667	420,000	0	0	46,667	0
465	3	MN 999	8823-148	MNDOT	DISTRICTWIDE RUMBLESTRIPS/SIGNING/MARKINGS PROJECT (HSIP PROJECT)	0.0	SH	RUMBLE STRIPS	HSIP	237,777	213,999	0	0	23,778	0
466	3	MN 999	8823-250	MNDOT	DISTRICTWIDE SIGNAL COORDINATION PROJECT (HSIP PROJECT)	0.0	SH	TRAFFIC SIGNAL REVISION	HSIP	290,000	261,000	0	0	29,000	0
469	3	LOCAL 999	8803-SHL-12	MNDOT	DISTRICTWIDE SETASIDES - HIGHWAY SAFETY IMPROVEMENT PROGRAM - 2012	0.0	SH	SAFETY TARGET	HSIP	28,664	25,798	0	0	0	2,866
708	4	MN 999	8824-84	MNDOT	DISTRICTWIDE SAFETY RUMBLE STRIPING PROJECT (STATE HSIP) - 2012	0.0	SH	MISCELLANEOUS	HSIP	539,200	485,300	0	0	53,900	0
713	4	LOCAL 999	8804-SHL-12	LOCAL	DISTRICTWIDE SETASIDES - SAFETY (LOCAL HSIP) - 2012	0.0	SH	STRIPING	HSIP	666,000	600,000	0	0	0	66,000
862	6	LOCAL 999	024-070-009	FREEBORN COUNTY	EDGE LINE RUMBLE STRIPES - VARIOUS LOCATIONS IN FREEBORN COUNTY	0.0	SH	SAFETY TARGET	HSIP	70,350	63,315	0	0	0	7,035
863	6	LOCAL 999	024-070-010	FREEBORN COUNTY	INTERSECTION LIGHTING - VARIOUS LOCATIONS IN FREEBORN COUNTY	0.0	SH	SAFETY TARGET	HSIP	126,000	113,400	0	0	0	12,600
868	6	LOCAL 999	055-070-019	OLMSTED COUNTY	EPOXY 6 INCH EDGE LINE - VARIOUS LOCATIONS IN OLMSTED COUNTY	42.8	SH	SAFETY TARGET	HSIP	271,320	244,188	0	0	0	27,132
876	6	LOCAL 999	088-070-030	DISTRICTWIDE	DISTRICT 6 CHEVRONS - VARIOUS LOCATIONS DISTRICTWIDE	0.0	SH	SAFETY TARGET	HSIP	552,933	497,640	0	0	0	55,293
904	6	TH 63	5510-77	MN/DOT	INTERSECTION IMPROVEMENTS AT 75TH ST. (CSAH 14) AND T.H. 63 INTERSECTION - ROCHESTER	0.0	SH	GRADE AND SURFACE	HSIP	1,500,000	675,000	0	0	75,000	750,000
917	6	LOCAL 999	8806-SHL-12	LOCAL	HSIP/HRRR SETASIDE - LOCAL - 2012	0.0	SH	SAFETY TARGET	HSIP	567,632	510,869	0	0	0	56,763
918	6	MN 999	8806-SHS-12	MN/DOT	HSIP/HRRR SETASIDE (PROACTIVE) - MN/DOT 2012	0.0	SH	SAFETY TARGET	HSIP	727,778	655,000	0	0	72,778	0
1115	7	LOCAL 999	040-070-001	LE SUEUR COUNTY	INTERSECTION LIGHTING ON VARIOUS CSAH & COUNTY ROADS COUNTY WIDE	0.0	SH	LIGHTING	HSIP	67,000	60,300	0	0	0	6,700

Highway Safety Improvement Projects
Fiscal Year: 2012

STIP for FY 2012-2015

Seq #	ATP	Route System	Project Number	Agency	Description	Miles	Program	Type of Work	Proposed Funds	Total	FHWA	AC	FTA	TH	Other
1147	7	US 169	5212-26	MNDOT	AT THE INTERCHANGE OF TH 14 & TH 169, CONSTRUCT MEDIAN ACCELERATION LANE	0.4	SH	GRADE AND SURFACE	HSIP	450,000	405,000	0	0	45,000	0
1151	7	MN 999	8827-141	MNDOT	INSTALL RUMBLE STRIPES & GROOVED-IN WET-REFLECTIVE EDGELINE STRIPING ON TH 15, 59, 68 & 71	0.0	SH	STRIPING	HSIP	436,893	393,204	0	0	43,689	0
1340	8	US 212	6510-65	MNDOT	JCT OF US 212 & US 71, MODIFY TURN LANE	0.1	SH	TURN LANES	HSIP	100,000	90,000	0	0	10,000	0
1341	8	MN 999	8828-121	MNDOT	EDGELINE/CENTERLINE RUMBLE STRIPES DISTRICTWIDE	0.0	SH	STRIPING	HSIP	200,000	180,000	0	0	20,000	0
1342	8	MN 999	8828-129	MNDOT	RED LIGHT CONFIRMATION LIGHTS (15 INTERSECTIONS) AND EVP (10 LOCATIONS)	0.0	SH	WARNING FLASHERS	HSIP	190,000	171,000	0	0	19,000	0
1346	8	LOCAL 999	8808-SHL-12	MNDOT	DISTRICTWIDE LOCAL SETASIDES - HSIP - 2012	0.0	SH	SAFETY TARGET	HSIP	733,333	660,000	0	0	0	73,333
1539	M	CSAH 7	002-607-019	ANOKA COUNTY	ANOKA CSAH 7(7TH AVE) & ANOKA CSAH 14(MAIN ST), ANOKA-REPLACE TRAFFIC SIGNAL, TURN LANES	0.0	SH	SPOT IMPROVEMENT	HSIP	1,680,000	1,512,000	0	0	0	168,000
1553	M	CSAH 96	062-596-003S	RAMSEY COUNTY	TH 10, ARDEN HILLS-CONSTRUCT INTERCHANGE	0.4	SH	GRADE,SURFACE & BRIDGE	HSIP	2,222,222	2,000,000	0	0	0	222,222
1557	M	CSAH 22	082-622-008	WASHINGTON COUNTY	WASHINGTON CSAH 22 & HARDWOOD AVE, COTTAGE GROVE-INSTALL TRAFFIC SIGNAL & LEFT TURN LANES	0.0	SH	SPOT IMPROVEMENT	HSIP	479,600	431,640	0	0	0	47,960
1584	M	MSAS 165	141-165-030	MINNEAPOLIS	CHICAGO AVE, MPLS, 33RD ST TO 54TH ST(EXCLUDING 46TH & 48TH)-INSTALL OVERHEAD SIGNAL INDICATIONS AT 9 LOCATIONS	2.0	SH	TRAFFIC SIGNAL INST.	HSIP	554,400	498,960	0	0	0	55,440
1586	M	CSAH 10	146-020-011	MOUNDS VIEW	RAMSEY CSAH 10 & RAMSEY CO RD H, MOUNDS VIEW-INTERSECTION IMPROVEMENT INCLUDING REPLACE TRAFFIC SIGNAL AND TURN LANES	0.0	SH	SPOT IMPROVEMENT	HSIP	700,000	630,000	0	0	0	70,000
1599	M	MN 5	194-010-012	CHANHASSEN	ON TH 5 AT MINNEWASHTA PKWY & LONE CEDAR LN IN CHANHASSEN-EB TURN LANE, WIDEN SHOULDERS, ACCESS CLOSURES,(AC PROJECT, PAYBACK IN 2013)	0.3	SH	GRADE AND SURFACE	HSIP	102,000	0	918,000	0	0	102,000
1611	M	US 8	1301-98S	MNDOT	0.4M W OF CHISAGO CSAH 14 TO BR 570, LINDSTROM-FRONTAGE RD, ACCESS CLOSURES	0.4	SH	GRADE AND SURFACE	HSIP	1,448,750	1,303,875	0	0	144,875	0
1612	M	US 8	1301-98SL	LINDSTROM	0.4M W OF CHISAGO CSAH 14 TO BR 570, LINDSTROM-FRONTAGE RD, ACCESS CLOSURES	0.4	SH	GRADE AND SURFACE	HSIP	176,250	158,625	0	0	0	17,625
1666	M	US 61	8206-41	MNDOT	AT WASHINGTON CSAH 4(170TH ST) IN HUGO-CONSTRUCT TRAFFIC SIGNAL, ADD TURN LANES, DRAINAGE, ADA IMPROVEMENTS AND GUARDRAIL	0.4	SH	SPOT IMPROVEMENT	HSIP	1,998,080	1,198,080	0	0	445,000	355,000

Highway Safety Improvement Projects
Fiscal Year: 2012

STIP for FY 2012-2015

Seq #	ATP	Route System	Project Number	Agency	Description	Miles	Program	Type of Work	Proposed Funds	Total	FHWA	AC	FTA	TH	Other
1674	M	MN 65	0208-132	MN/DOT	169TH AVE NE, HAM LAKE-CONVERT INTERSECTION TO A DIRECTIONAL CROSSOVER WITH MEDIAN U-TURNS	0.8	SH	GRADE AND SURFACE	HSIP	1,035,000	931,500	0	0	103,500	0
2161	C	TH 999	8816-1654	MNDOT	TOWARDS ZERO DEATH (TZD) BEHAVIORAL STRATEGY PROGRAM EVALUATION	0.0	SH	MISCELLANEOUS	HSIP	11,111	10,000	0	0	0	1,111
2162	C	TH 999	8816-1655	MNDOT	TOWARDS ZERO DEATH (TZD) ENFORCEMENT	0.0	SH	MISCELLANEOUS	HSIP	405,556	365,000	0	0	0	40,556
2163	C	TH 999	8816-1656	MNDOT	TOWARDS ZERO DEATH (TZD) EDUCATION	0.0	SH	MISCELLANEOUS	HSIP	400,000	360,000	0	0	0	40,000
2164	C	TH 999	8816-1657	MNDOT	TOWARDS ZERO DEATH (TZD) REGIONAL COORDINATORS	0.0	SH	MISCELLANEOUS	HSIP	333,333	300,000	0	0	0	33,333
2176	C	TH 999	880C-HSP-12	MNDOT	STRATEGIC HIGHWAY SAFETY PLAN - LOW COST SAFETY IMPROVEMENTS	0.0	SH	MEDIAN BARRIER	HSIP	495,000	495,000	0	0	0	0
										\$24,260,890	\$20,388,130	\$918,000	\$0	\$1,192,481	\$2,680,279

Highway Safety Improvement Projects
Fiscal Year: 2013

STIP for FY 2012-2015

Seq #	ATP	Route System	Project Number	Agency	Description	Miles	Program	Type of Work	Proposed Funds	Total	FHWA	AC	FTA	TH	Other
81	1	LOCAL 999	088-070-021	ST LOUIS, LAKE COUNTY	ST LOUIS & LAKE COUNTIES, EDGELINE PROFILE STRIPES	0.0	SH	STRIPING	HSIP	361,111	325,000	0	0	0	36,111
106	1	LOCAL 999	8801-SHL-13	MNDOT	DISTRICTWIDE SETASIDE - LOCAL HSIP/HRRR PROJECTS	0.0	SH	SAFETY TARGET	HSIP	443,000	398,700	0	0	0	44,300
107	1	MN 999	8801-SHS-13	MNDOT	DISTRICTWIDE SETASIDE - MNDOT HSIP PROJECTS	0.0	SH	SAFETY TARGET	HSIP	785,000	706,500	0	0	78,500	0
284	2	LOCAL 999	8802-SHL-13	LOCAL	DISTRICTWIDE - SAFETY PROGRAM - LOCAL - FY 2013	0.0	SH	SAFETY TARGET	HSIP	500,000	450,000	0	0	0	50,000
285	2	MN 999	8802-SHS-13	MNDOT	DISTRICTWIDE HSIP TH FUND - FY 2013	0.0	SH	SAFETY TARGET	HSIP	352,941	317,647	0	0	35,294	0
503	3	LOCAL 999	049-070-010	MORRISON COUNTY	INSTALL INTERSECTION LIGHTING AT VARIOUS LOCATIONS IN MORRISON COUNTY	0.0	SH	LIGHTING	HSIP	115,000	103,500	0	0	0	11,500
507	3	LOCAL 999	077-070-005	TODD COUNTY	INSTALL INTERSECTION LIGHTING AT VARIOUS LOCATIONS IN TODD COUNTY	0.0	SH	LIGHTING	HSIP	67,800	61,020	0	0	0	6,780
510	3	LOCAL 999	086-070-007	WRIGHT COUNTY	INSTALL RUMBLE STRIPS AT VARIOUS LOCATIONS IN WRIGHT COUNTY	16.9	SH	STRIPING	HSIP	50,476	45,428	0	0	0	5,048
511	3	LOCAL 999	086-070-008	WRIGHT COUNTY	INSTALL LIGHTING AT VARIOUS LOCATIONS IN WRIGHT COUNTY	0.0	SH	LIGHTING	HSIP	180,000	162,000	0	0	0	18,000
513	3	LOCAL 999	088-070-029	KANABEC/ISANTI	INSTALL CHEVRONS IN KANABEC AND ISANTI COUNTIES	16.9	SH	SIGNING	HSIP	366,300	329,670	0	0	0	36,630
518	3	MN 15	7321-48	MNDOT	INSTALL TRAFFIC QUEUE DETECTION SYSTEM BETWEEN 3RD ST. AND 8TH ST. IN ST. CLOUD (HSIP PROJECT)	0.5	SH	TRAFFIC SIGNAL REVISION	HSIP	200,000	180,000	0	0	20,000	0
522	3	MN 47	3002-13	MNDOT	INSTALL TRAFFIC SIGNAL AT JCT TH 95 IN ISANTI CO (HSIP PROJCT)	0.6	SH	INTERSECTION IMPROVEMENT	HSIP	600,000	540,000	0	0	60,000	0
532	3	LOCAL 999	8803-SHL-13	MNDOT	DISTRICTWIDE SETASIDES - HIGHWAY SAFETY IMPROVEMENT PROGRAM - 2013	0.0	SH	SAFETY TARGET	HSIP	1,298,857	1,168,971	0	0	0	129,886
533	3	MN 999	8803-SHS-13	MNDOT	DISTRICTWIDE SETASIDES - DISTRICT 3 HSIP SHARE - 2013	0.0	SH	SAFETY TARGET	HSIP	444,444	400,000	0	0	44,444	0
750	4	MN 999	8824-85	MNDOT	DISTRICTWIDE SAFETY IMPROVEMENTS (STATE HSIP) - 2013	0.0	SH	MISCELLANEOUS	HSIP	539,200	485,300	0	0	53,900	0
755	4	LOCAL 999	8804-SHL-13	LOCAL	DISTRICTWIDE SETASIDES - SAFETY (LOCAL HSIP) - 2013	0.0	SH	STRIPING	HSIP	666,000	600,000	0	0	0	66,000
951	6	LOCAL 999	066-070-008	RICE COUNTY	EDGELINE RUMBLE STRIPES - VARIOUS LOCATIONS IN RICE COUNTY	0.0	SH	SAFETY TARGET	HSIP	121,800	109,620	0	0	0	12,180
976	6	MN 999	8806-LT-13S	MNDOT	DISTRICTWIDE SETASIDES - LIGHTING - 2013	0.0	SH	LIGHTING	HSIP	50,000	45,000	0	0	5,000	0

Highway Safety Improvement Projects
Fiscal Year: 2013

STIP for FY 2012-2015

Seq #	ATP	Route System	Project Number	Agency	Description	Miles	Program	Type of Work	Proposed Funds	Total	FHWA	AC	FTA	TH	Other
979	6	LOCAL 999	8806-SHL-13	LOCAL	HSIP/HRRR SETASIDE - LOCAL - 2013	0.0	SH	SAFETY TARGET	HSIP	1,466,436	1,319,792	0	0	0	146,644
980	6	MN 999	8806-SHS-13	MN/DOT	HSIP/HRRR SETASIDE - MN/DOT - 2013	0.0	SH	SAFETY TARGET	HSIP	1,000,000	900,000	0	0	100,000	0
1214	7	LOCAL 999	8807-SHL-13	LOCAL	SETASIDE FOR LOCAL HSIP PROJECTS - 2013	0.0	SH	SAFETY TARGET	HSIP	804,445	724,000	0	0	0	80,445
1389	8	MN 999	8828-133	MNDOT	EDGE/CENTERLINE RUMBLE STRIPES DISTRICTWIDE	0.0	SH	STRIPING	HSIP	340,000	306,000	0	0	34,000	0
1390	8	MN 999	8828-134	MNDOT	DYNAMIC WARNING SYSTEMS (3 LOCATIONS)	0.0	SH	WARNING FLASHERS	HSIP	148,889	134,000	0	0	14,889	0
1393	8	LOCAL 999	8808-SHL-13	MNDOT	DISTRICTWIDE LOCAL SETASIDES - HSIP - 2013	0.0	SH	SAFETY TARGET	HSIP	733,333	660,000	0	0	0	73,333
1772	M	CSAH 1	002-601-045	ANOKA COUNTY	ON ANOKA CSAH 1(COON RAPIDS BLVD) AT 100TH LN IN COON RAPIDS-CLOSE MEDIAN	0.0	SH	SPOT IMPROVEMENT	HSIP	102,000	91,800	0	0	0	10,200
1773	M	CSAH 1	002-601-046	ANOKA COUNTY	ON ANOKA CSAH 1(COON RAPIDS BLVD) AT ANOKA CSAH 9(ROUND LK BLVD) IN COON RAPIDS-TRAFFIC SIGNAL REBUILD, PAINTED CHANNELIZATION	0.1	SH	SPOT IMPROVEMENT	HSIP	408,000	367,200	0	0	0	40,800
1774	M	CSAH 18	002-611-033	ANOKA COUNTY	ON ANOKA CSAH 18(CROOKED LK BLVD) AT ANOKA CSAH 11(NORTHDALE BLVD) IN COON RAPIDS-TRAFFIC SIGNAL REBUILD, TURN LANES	0.1	SH	SPOT IMPROVEMENT	HSIP	612,000	550,800	0	0	0	61,200
1776	M	CSAH 17	002-617-020	ANOKA COUNTY	ON ANOKA CSAH 17(LEXINGTON AVE) AT CSAH 18(CROSSTOWN BLVD NE) IN HAM LAKE-CONSTRUCT TRAFFIC SIGNAL, TURN LANES	0.2	SH	SPOT IMPROVEMENT	HSIP	510,000	459,000	0	0	0	51,000
1790	M	LOCAL 999	070-030-006	SCOTT COUNTY	COUNTYWIDE-PROACTIVE CONTRACT FOR RUMBLE STRIPES, CURVE DELINEATION, INTERSECTION LIGHTING, AND OTHER APPURTENCES	0.0	SH	SPOT IMPROVEMENT	HSIP	616,080	554,472	0	0	0	61,608
1799	M	CITY	110-101-014	BROOKLYN PARK	AT BROOKLYN DR & XERXES AVE IN BROOKLYN PARK-CONSTRUCT ROUNDABOUT	0.2	SH	SPOT IMPROVEMENT	HSIP	614,040	552,636	0	0	0	61,404
1804	M	CSAH 10	146-020-012	MOUNDS VIEW	ON RAMSEY CSAH 10 AT SILVER LAKE RD IN MOUNDS VIEW-TRAFFIC SIGNAL REBUILD, TURN LANES	0.2	SH	SPOT IMPROVEMENT	HSIP	295,800	266,220	0	0	0	29,580
1806	M	CSAH 17	166-020-014	SHAKOPEE	ON SCOTT CSAH 17 FROM VIERLING DR TO TH 169 IN SHAKOPEE-TRAFFIC SIGNAL REBUILD INCLUDING TURN LANES	0.2	SH	SPOT IMPROVEMENT	HSIP	1,224,000	1,101,600	0	0	0	122,400
1810	M	MN 5	194-010-012AC	CHANHASSEN	ON TH 5 AT MINNEWASHTA PKWY & LONE CEDAR LN IN CHANHASSEN-EB TURN LANE, WIDEN SHOULDERS, ACCESS CLOSURES(AC PAYBACK 1 OF 1)	0.3	SH	GRADE AND SURFACE	HSIP	918,000	918,000	0	0	0	0

Highway Safety Improvement Projects
Fiscal Year: 2013

STIP for FY 2012-2015

Seq #	ATP	Route System	Project Number	Agency	Description	Miles	Program	Type of Work	Proposed Funds	Total	FHWA	AC	FTA	TH	Other
1842	M	US 52	1905-33	MNDOT	AT DAKOTA CSAH 86 IN RANDOLPH TWP-CONVERT TO A 3/4 INTERSECTION WITH MEDIAN U-TURNS, EXTEND TURN LANES AT INTERSECTION, DRAINAGE & LIGHTING	1.4	SH	GRADE AND SURFACE	HSIP	905,300	814,770	0	0	90,530	0
1843	M	US 52	1906-57	MNDOT	AT DAKOTA CSAH 66 IN VERMILLION TWP- CONSTRUCT 3/4 INTERSECTION WITH MEDIAN U TURNS, EXTEND TURN LANES AT INTERSECTION, DRAINAGE & LIGHTING	1.2	SH	GRADE,SURFACE & BRIDGE	HSIP	910,300	819,270	0	0	91,030	0
2206	C	TH 999	880C-HSP-13	MNDOT	STRATEGIC HIGHWAY SAFETY PLAN - LOW COST SAFETY IMPROVEMENTS	0.0	SH	MEDIAN BARRIER	HSIP	550,000	495,000	0	0	55,000	0
2220	C	TH 999	880C-TZD-13	MNDOT	TOWARDS ZERO DEATH BEHAVIORIAL STRATEGIES EDUCATION, ENFORCEMNT, EVALUATION, PROGRAM SUPPORT)	0.0	SH	TZD BEHAVIOR STRATEGIES	HSIP	1,180,000	1,062,000	0	0	0	118,000
										\$20,480,552	\$18,524,916	\$0	\$0	\$682,587	\$1,273,049

Highway Safety Improvement Projects
Fiscal Year: 2014

STIP for FY 2012-2015

Seq #	ATP	Route System	Project Number	Agency	Description	Miles	Program	Type of Work	Proposed Funds	Total	FHWA	AC	FTA	TH	Other
140	1	LOCAL 999	8801-SHL-14	MNDOT	DISTRICTWIDE SETASIDE - LOCAL HSIP/HRRR PROJECTS	0.0	SH	SAFETY TARGET	HSIP	768,000	691,200	0	0	0	76,800
141	1	MN 999	8801-SHS-14	MNDOT	DISTRICTWIDE SETASIDE - MNDOT HSIP PROJECTS	0.0	SH	SAFETY TARGET	HSIP	579,956	521,960	0	0	57,996	0
324	2	LOCAL 999	8802-SHL-14	ATP 2	DISTRICTWIDE - SAFETY PROGRAM - LOCAL - FY 2014	0.0	SH	SAFETY TARGET	HSIP	500,000	450,000	0	0	0	50,000
325	2	MN 999	8802-SHS-14	MNDOT	DISTRICTWIDE HSIP TH FUND - FY 2014	0.0	SH	SAFETY TARGET	HSIP	352,941	317,647	0	0	35,294	0
593	3	LOCAL 999	8803-SHL-14	MNDOT	DISTRICTWIDE SETASIDES - HIGHWAY SAFETY IMPROVEMENT PROGRAM - 2014	0.0	SH	SAFETY TARGET	HSIP	2,078,431	1,870,588	0	0	0	207,843
594	3	TH 999	8803-SHS-14	MNDOT	DISTRICTWIDE SETASIDES - DISTRICT 3 HSIP SHARE - 2014	0.0	SH	SAFETY TARGET	HSIP	1,244,444	1,120,000	0	0	124,444	0
792	4	LOCAL 999	8804-SHL-14	LOCAL	DISTRICTWIDE SETASIDES - SAFETY (LOCAL HSIP) - 2014	0.0	SH	STRIPING	HSIP	666,000	600,000	0	0	0	66,000
793	4	MN 999	8804-SHS-14	MNDOT	DISTRICTWIDE SAFETY IMPROVEMENTS (STATE HSIP) - 2014	0.0	SH	MISCELLANEOUS	HSIP	539,200	485,300	0	0	53,900	0
1026	6	US 63	5006-19S	MN/DOT	LEFT TURN LANES CSAH 1 IN RACINE - HSIP	10.4	SH	SAFETY TARGET	HSIP	360,000	324,000	0	0	36,000	0
1032	6	TH 999	8806-LT-14S	MNDOT	DISTRICTWIDE SETASIDES - LIGHTING - 2014	0.0	SH	LIGHTING	HSIP	50,000	45,000	0	0	5,000	0
1035	6	LOCAL 999	8806-SHL-14	LOCAL	HSIP/HRRR SETASIDE - LOCAL - 2014	0.0	SH	SAFETY TARGET	HSIP	1,588,236	1,429,412	0	0	0	158,824
1036	6	MN 999	8806-SHS-14	MN/DOT	HSIP/HRRR SETASIDE - MN/DOT 2014	0.0	SH	SAFETY TARGET	HSIP	640,000	576,000	0	0	64,000	0
1253	7	US 169	5209-68	MNDOT	INTERSECTION REVISION OF N TH 169 AND TH 22 TO OLD MINNESOTA AVE	0.0	SH	GRADE AND SURFACE	HSIP	1,100,000	990,000	0	0	110,000	0
1258	7	LOCAL 999	8807-SHL-14	LOCAL	SETASIDE FOR LOCAL HSIP PROJECTS - 2014	0.0	SH	SAFETY TARGET	HSIP	804,445	724,000	0	0	0	80,445
1440	8	LOCAL 999	8808-SHL-14	MNDOT	DISTRICTWIDE LOCAL SETASIDES - HSIP - 2014	0.0	SH	SAFETY TARGET	HSIP	733,333	660,000	0	0	0	73,333
1441	8	MN 999	8808-SHS-14	MNDOT	DISTRICTWIDE SETASIDES - HSIP - 2014	0.0	SH	SAFETY TARGET	HSIP	488,889	440,000	0	0	48,889	0
1931	M	CR 74	002-596-015	ANOKA COUNTY	ON 221ST AVE NE AT TH 65 IN EAST BETHEL-NEW TRAFFIC SIGNAL INSTALLATION, TURN LANE CONSTRUCTION ON CR 74	0.1	SH	GRADE AND SURFACE	HSIP	1,248,000	1,123,200	0	0	0	124,800
1932	M	CR 3	002-596-020	ANOKA COUNTY	ON ANOKA CR 3 (COON RAPIDS BLVD) AT SPRINGBROOK DR IN COON RAPIDS - TRAFFIC SIGNAL REBUILD, LENGTHEN TURN LANES	0.2	SH	SPOT IMPROVEMENT	HSIP	520,000	468,000	0	0	0	52,000
1933	M	CSAH 5	002-605-018	ANOKA COUNTY	ON ANOKA CSAH 5 AT ALPINE DRIVE IN RAMSEY - TRAFFIC SIGNAL, CONSTRUCT LEFT & RIGHT TURN LANES	0.0	SH	GRADE AND SURFACE	HSIP	1,040,000	936,000	0	0	0	104,000

Highway Safety Improvement Projects
Fiscal Year: 2014

STIP for FY 2012-2015

Seq #	ATP	Route System	Project Number	Agency	Description	Miles	Program	Type of Work	Proposed Funds	Total	FHWA	AC	FTA	TH	Other
1936	M	CSAH 78	002-678-020	ANOKA COUNTY	ON ANOKA CSAH 78 (HANSON BLVD) AT ANOKA CSAH 20 (161ST AVE NW) IN ANDOVER - CONSTRUCT TRAFFIC SIGNAL, TURN LANES AT ALL LEGS	0.2	SH	SPOT IMPROVEMENT	HSIP	936,000	842,400	0	0	0	93,600
1938	M	CSAH 32	019-632-028	DAKOTA COUNTY	ON DAKOTA CSAH 32 AT NICOLLET AVE IN BURNSVILLE-CONSTRUCT WB LEFT TURN LANE AND CHANNELIZATION	0.0	SH	GRADE AND SURFACE	HSIP	364,000	327,600	0	0	0	36,400
1941	M	CSAH 31	062-631-009	RAMSEY COUNTY	ON RAMSEY CSAH 31 (MARYLAND AVE) AT PAYNE AVE IN ST PAUL - TRAFFIC SIGNAL REBUILD, DEVELOP DEDICATED LEFT TURN LANES	0.2	SH	SPOT IMPROVEMENT	HSIP	1,663,951	1,497,556	0	0	0	166,395
1942	M	CSAH 31	062-631-010	RAMSEY COUNTY	ON RAMSEY CSAH 31 (MARYLAND AVE) AT ARKWRIGHT ST IN ST PAUL - TRAFFIC SIGNAL REBUILD, CONSTRUCT LEFT TURN LANES	0.2	SH	SPOT IMPROVEMENT	HSIP	1,575,354	1,417,819	0	0	0	157,535
1961	M	CR 202	189-113-004	MAPLE GROVE	ON CR 202 (ZACHARY LN) AT 101ST AVE IN MAPLE GROVE - CONSTRUCT ROUNDABOUT, WIDEN ZACHARY LANE	0.2	SH	GRADE AND SURFACE	HSIP	1,040,000	936,000	0	0	0	104,000
2012	M	MN 999	8825-389	MNDOT	METROWIDE-PROACTIVE CONTRACT FOR RURAL INTERSECTION LIGHTING	0.0	SH	LIGHTING	HSIP	208,000	187,200	0	0	20,800	0
2237	C	TH 999	880C-HSP-14	MNDOT	STRATEGIC HIGHWAY SAFETY PLAN - LOW COST SAFETY IMPROVEMENTS	0.0	SH	MEDIAN BARRIER	HSIP	495,000	495,000	0	0	0	0
2252	C	TH 999	880C-TZD-14	MNDOT	TOWARDS ZERO DEATH BEHAVIORAL STRATEGIES EDUCATION, ENFORCEMNT, EVALUATION, PROGRAM SUPPORT)	0.0	SH	TZD BEHAVIOR STRATEGIES	HSIP	1,150,000	1,035,000	0	0	0	115,000
										\$22,734,180	\$20,510,882	\$0	\$0	\$556,323	\$1,666,975

Highway Safety Improvement Projects
Fiscal Year: 2015

STIP for FY 2012-2015

Seq #	ATP	Route System	Project Number	Agency	Description	Miles	Program	Type of Work	Proposed Funds	Total	FHWA	AC	FTA	TH	Other
175	1	I 35	0980-143	MNDOT	2 MILES SOUTH TO MIDWAY RD, CABLE MEDIAN BARRIER INSTALLATION (ASSOC. SP 6982-299)	1.8	SH	GUARD RAIL	HSIP	188,044	169,240	0	0	18,804	0
185	1	LOCAL 999	8801-SHL-15	MNDOT	DISTRICTWIDE SETASIDE - LOCAL HSIP/HRRR PROJECTS	0.0	SH	SAFETY TARGET	HSIP	768,000	691,200	0	0	0	76,800
186	1	MN 999	8801-SHS-15	MNDOT	DISTRICTWIDE SETASIDE - MNDOT HSIP PROJECTS	0.0	SH	SAFETY TARGET	HSIP	579,956	521,960	0	0	57,996	0
361	2	MN 999	8802-SHL-15	ATP 2	DISTRICTWIDE - SAFETY PROGRAM - LOCAL - 2015	0.0	SH	SAFETY TARGET	HSIP	500,000	450,000	0	0	0	50,000
362	2	MN 999	8802-SHS-15	MNDOT	DISTRICTWIDE HSIP TH FUND - FY 2015	0.0	SH	SAFETY TARGET	HSIP	352,941	317,647	0	0	35,294	0
657	3	LOCAL 999	8803-SHL-15	MNDOT	DISTRICTWIDE SETASIDES - HIGHWAY SAFETY IMPROVEMENT PROGRAM - 2015	0.0	SH	SAFETY TARGET	HSIP	2,078,431	1,870,588	0	0	0	207,843
658	3	TH 999	8803-SHS-15	MNDOT	DISTRICTWIDE SETASIDES - DISTRICT 3 HSIP SHARE - 2015	0.0	SH	SAFETY TARGET	HSIP	1,244,444	1,120,000	0	0	124,444	0
834	4	LOCAL 999	8804-SHL-15	LOCAL	DISTRICTWIDE SETASIDES - SAFETY (LOCAL HSIP) - 2015	0.0	SH	STRIPING	HSIP	666,000	600,000	0	0	0	66,000
835	4	MN 999	8804-SHS-15	MNDOT	DISTRICTWIDE SAFETY IMPROVEMENTS (STATE HSIP) - 2015	0.0	SH	MISCELLANEOUS	HSIP	539,200	485,300	0	0	53,900	0
1084	6	MN 999	8806-LT-15S	MNDOT	DISTRICTWIDE SETASIDES - LIGHTING - 2015	0.0	SH	LIGHTING	HSIP	50,000	45,000	0	0	5,000	0
1087	6	LOCAL 999	8806-SHL-15	LOCAL	HSIP/HRRR SETASIDE - LOCAL - 2015	0.0	SH	SAFETY TARGET	HSIP	1,429,412	1,429,412	0	0	0	0
1088	6	MN 999	8806-SHS-15	MN/DOT	HSIP/HRRR SETASIDE - MN/DOT - 2015	0.0	SH	SAFETY TARGET	HSIP	989,216	890,294	0	0	98,922	0
1297	7	LOCAL 999	8807-SHL-15	LOCAL	SETASIDE FOR LOCAL HSIP PROJECTS - 2015	0.0	SH	SAFETY TARGET	HSIP	804,445	724,000	0	0	0	80,445
1298	7	MN 999	8807-SHS-15	MNDOT	DISTRICTWIDE SETASIDES - MNDOT HSIP PROJECTS - 2015	0.0	SH	SAFETY TARGET	HSIP	490,000	441,000	0	0	49,000	0
1483	8	LOCAL 999	8808-SHL-15	MNDOT	DISTRICTWIDE LOCAL SETASIDES - HSIP - 2014	0.0	SH	SAFETY TARGET	HSIP	733,333	660,000	0	0	0	73,333
1484	8	MN 999	8808-SHS-15	MNDOT	DISTRICTWIDE SETASIDES - HSIP - 2015	0.0	SH	SAFETY TARGET	HSIP	617,778	556,000	0	0	61,778	0
2102	M	LOCAL 999	880M-SHL-15	MN/DOT	METRO ATP SETASIDE FOR HSIP PROJECTS YET TO BE SELECTED FOR FY 2015	0.0	SH	SPOT IMPROVEMENT	HSIP	8,900,000	8,010,000	0	0	0	890,000
2267	C	TH 999	880C-HSP-15	MNDOT	STRATEGIC HIGHWAY SAFETY PLAN - LOW COST SAFETY IMPROVEMENTS	0.0	SH	MEDIAN BARRIER	HSIP	495,000	495,000	0	0	0	0
2279	C	TH 999	880C-TZD-15	MNDOT	TOWARDS ZERO DEATH BEHAVIORAL STRATEGIES EDUCATION, ENFORCEMENT, EVALUATION, PROGRAM SUPPORT)	0.0	SH	TZD BEHAVIOR STRATEGIES	HSIP	1,150,000	1,035,000	0	0	0	115,000
										\$22,576,199	\$20,511,641	\$0	\$0	\$505,138	\$1,559,421

Transit Programs

FTA

- ✓ Urbanized Area Formula Program (Section 5307)
- ✓ Capital Program (Section 5309)
- ✓ Elderly and Person with Disabilities Program (Section 5310)
- ✓ Non-Urbanized Area Formula Program (Section 5311)
- ✓ Job Access – Reverse Commute Program (Section 3037)
- ✓ New Freedom (Section 5317)
- ✓ Alternative Analysis (Section 5339)

FHWA

- ✓ Surface Transportation Program --Transit Capital
- ✓ Congestion Mitigation & Air Quality (CMAQ)
- ✓ FHWA Earmarks

TRANSIT PROGRAMS

Federal Transit Administration (FTA)

A portion of the federal gas tax is placed in the Mass Transit Account of the Federal Highway Trust Fund. These funds are reserved for transit purposes and are managed by the FTA. Transit funding authorized by SAFETEA-LU is managed in several different ways. Some transit funding is earmarked by Congress, some is discretionary, some is distributed by formula, and some is allocated to the states and/or transit authorities by FTA.

In Minnesota, FTA transit allocations for rural and small urban transit capital and operating assistance is managed by MnDOT's Office of Transit (OT). These formula programs include the Special Needs for Elderly Individuals and Individuals with Disabilities Program (capital assistance), the Non-Urbanized Area Formula Program (capital and operating assistance), the Job Access-Reverse Commute Program (JARC) and the New Freedom Program. Federal capital and operating assistance for urbanized areas of over 50,000 population (Urbanized Area Formula Program, JARC and New Freedom,) is provided directly to the urbanized area transit agency by FTA. In addition, FTA works directly with the states and/or transit agencies in urbanized areas to allocate discretionary capital funds under the Capital Program for major capital needs such as fleet replacement and construction of transit facilities.

Federal Highway Administration (FHWA)

An investment in transit capital is eligible for federal highway funding under SAFETEA-LU through the Surface Transportation Program (STP) or Congestion Mitigation and Air Quality (CMAQ). STP and CMAQ transit projects are prioritized by the ATP.

Transit funding from FTA and FHWA is estimated in Figure A-4. Each of these programs is displayed in the Program Listing section of this document.

Figure A-4 TRANSIT FUNDING BY SOURCE AND YEAR (\$ MILLIONS)						
SOURCE	PROGRAM	2012	2013	2014	2015	TOTAL
FTA						
Urbanized Area Formula (Section 5307)	B9	140.1	107.1	113.4	87.6	448.2
Capital Program (Section 5309)	B3	150.1	122.9	112.1	110.2	495.3
Elderly and Persons with Disabilities (Section 5310)	NB	These Projects are Amended into the STIP				
Non-Urbanized Area (Section 5311)	OB	13.5	11.7	11.9	12.1	49.1
Job Access & Reverse Commute (Section 3037)	JA	0.8	2.6	0.6	2.6	6.7
New Freedom (Section 5317)	NF	0.5	2.5	0.5	2.5	6.0
Alternative Analysis (Section 5339)	AA	0	0	0	0	0
FHWA						
Transit Capital (STP)	TR	8.4	5.8	8.7	4.8	27.7
Congestion Mitigation & Air Quality (CMAQ)	TM/TR	32.6	41.0	32.0	25.0	130.7
FEDERAL SUBTOTAL*		345.9	293.8	279.2	244.8	1,163.8
OTHER		377.7	114.9	120.3	89.9	702.9
TOTAL*		723.7	408.7	399.5	334.7	1,866.6

***may not total correctly due to rounding**

Seq #	ATP	Route System	Project Number	Agency	Description	Miles	Program	Type of Work	Proposed Funds	Total	FHWA	AC	FTA	TH	Other
4	1	BB	TRF-0016-12A	DULUTH TRANSIT AUTHORITY	SECT 5307: DULUTH DIAL-A-RIDE TRANSIT OPERATING ASSISTANCE	0.0	B9	OPERATE BUS	LF	575,960	0	0	0	0	575,960
5	1	BB	TRF-0016-12B	DULUTH TRANSIT AUTHORITY	SECT 5307: DULUTH TRANSIT OPERATING ASSISTANCE REGULAR ROUTE & PREVENTATIVE MAINTENANCE	0.0	B9	OPERATE BUS	FTA	10,213,005	0	0	1,300,000	0	8,913,005
6	1	BB	TRF-0016-12C	DULUTH TRANSIT AUTHORITY	SECT 5307: DULUTH TRANSIT CAPITAL	0.0	B9	BUS GRANT CAPITAL IMPROVEMENT	FTA	699,856	0	0	559,885	0	139,971
188	2	BB	TRF-0018-12A	EAST GRAND	SECT 5307: EAST GRAND FORKS DAR TRANSIT OPERATING ASSISTANCE	0.0	B9	OPERATE BUS	LF	70,000	0	0	0	0	70,000
189	2	BB	TRF-0018-12B	EAST GRAND	SECT 5307: EAST GRAND FORKS FIXED ROUTE TRANSIT OPERATING ASSISTANCE	0.0	B9	OPERATE BUS	FTA	257,500	0	0	95,000	0	162,500
365	3	BB	TRF-0048-12A	METRO BUS	SECT 5307: DIAL A RIDE TRANSIT SERVICE OPERATING ASSISTANCE	0.0	B9	OPERATE BUS	LF	2,900,000	0	0	0	0	2,900,000
367	3	BB	TRF-0048-12B	METRO BUS	SECT 5307: FIXED ROUTE TRANSIT SERVICE OPERATING ASSISTANCE	0.0	B9	OPERATE BUS	FTA	6,606,831	0	0	891,000	0	5,715,831
368	3	BB	TRF-0048-12D	METRO BUS	SECT 5307: TRANSIT CAPITAL PURCHASES, OFFICE EQUIPMENT & COMPUTERS	0.0	B9	BUS GRANT CAPITAL IMPROVEMENT	FTA	25,000	0	0	20,000	0	5,000
369	3	BB	TRF-0048-12E	METRO BUS	SECT 5307: TRANSIT CAPITAL PURCHASES, MAINTENANCE TOOLS & EQUIPMENT	0.0	B9	BUS GRANT CAPITAL IMPROVEMENT	FTA	10,000	0	0	8,000	0	2,000
370	3	BB	TRF-0048-12F	METRO BUS	SECT 5307: TRANSIT CAPITALIZED PREVENTIVE MAINTENANCE	0.0	B9	BUS GRANT CAPITAL IMPROVEMENT	FTA	918,328	0	0	734,662	0	183,666
373	3	BB	TRF-0048-12N	METRO BUS	SECT 5307: OPERATIONS CENTER HVAC IMPROVEMENTS	0.0	B9	BUS GRANT CAPITAL IMPROVEMENT	FTA	125,000	0	0	100,000	0	25,000
375	3	BB	TRF-0048-12NS	METRO BUS	OPERATING ASSISTANCE NORTHSTAR LINK COMMUTER BUS	0.0	B9	OPERATE BUS	FTA	500,000	0	0	100,000	0	400,000
376	3	BB	TRF-0048-12Q	METRO BUS	SECT 5307: OPERATIONS AUTOMOBILE	0.0	B9	BUS GRANT CAPITAL IMPROVEMENT	FTA	20,000	0	0	16,000	0	4,000
377	3	BB	TRF-0048-12V	METRO BUS	SECT 5307: TRANSIT CAPITAL PURCHASES, BUS SHELTER TRANSIT AMENITY PROGRAM	0.0	B9	BUS GRANT CAPITAL IMPROVEMENT	FTA	30,000	0	0	24,000	0	6,000
378	3	BB	TRF-0048-12W	METRO BUS	SECT 5307: TRANSIT CAPITAL PURCHASE, ITS PROJECTS	0.0	B9	BUS GRANT CAPITAL IMPROVEMENT	FTA	25,000	0	0	20,000	0	5,000

Seq #	ATP	Route System	Project Number	Agency	Description	Miles	Program	Type of Work	Proposed Funds	Total	FHWA	AC	FTA	TH	Other
660	4	BB	TRF-0034-12A	MOORHEAD	SECT 5307: MOORHEAD DIAL-A-RIDE TRANSIT OPERATING ASSISTANCE	0.0	B9	OPERATE BUS	FTA	389,000	0	0	0	0	389,000
661	4	BB	TRF-0034-12B	MOORHEAD	SECT 5307: CITY OF MOORHEAD RR TRANSIT OPERATING ASSISTANCE	0.0	B9	OPERATE BUS	FTA	1,900,000	0	0	1,520,000	0	380,000
662	4	BB	TRF-0034-12C	MOORHEAD	SECT 5307: MOORHEAD PLANNING ASSISTANCE	0.0	B9	PLANNING	FTA	21,000	0	0	16,800	0	4,200
663	4	BB	TRF-0034-12D	MOORHEAD	SECT 5307: MOORHEAD PREVENTIVE MAINTENANCE	0.0	B9	PREVENTIVE MAINTENANCE	FTA	60,000	0	0	48,000	0	12,000
839	6	BB	TRF-0047-12A	ROCHESTER	SECT 5307: ROCHESTER DAR TRANSIT OPERATING ASSISTANCE	0.0	B9	OPERATE BUS	LF	727,106	0	0	0	0	727,106
840	6	BB	TRF-0047-12B	ROCHESTER	SECT 5307: ROCHESTER RR TRANSIT OPERATING ASSISTANCE	0.0	B9	OPERATE BUS	FTA	6,026,352	0	0	1,603,292	0	4,423,060
841	6	BB	TRF-0047-12D	ROCHESTER	SECT 5307/5309: ROCHESTER CONSTRUCT ST MARY'S TRANSIT HUB	0.0	B9	BUS GRANT CAPITAL IMPROVEMENT	FTA	200,000	0	0	160,000	0	40,000
842	6	BB	TRF-0047-12E	ROCHESTER	SECT 5307/5309: PHASE V: CONSTRUCT BUS GARAGE	0.0	B9	BUS GRANT CAPITAL IMPROVEMENT	FTA	12,300,000	0	0	9,840,000	0	2,460,000
847	6	BB	TRF-3780-12	LA CRESCENT	SECT 5307: LA CRESCENT TRANSIT OPERATING ASSISTANCE	0.0	B9	OPERATE BUS	FTA	287,571	0	0	92,000	0	195,571
851	6	BB	TRS-0047-12A	ROCHESTER	SECT 5307/5309: ROCHESTER RR - PURCHASE 6 BUSES (CLASS 700)	0.0	B9	PURCHASE BUS	STP FTA	2,280,000	442,400	0	1,381,600	0	456,000
1488	M	BB	TRF-TCMT-11AA	MET COUNCIL-MT	SECT 5307: TWIN CITIES MET COUNCIL MT-HWY 610 & NOBLE PARK & RIDE EXPANSION	0.0	B9	BUS GRANT CAPITAL IMPROVEMENT	FTA	9,000,000	0	0	7,200,000	0	1,800,000
1489	M	BB	TRF-TCMT-11AB	MET COUNCIL-MT	SECT 5307: TWIN CITIES MET COUNCIL MT-MAPLEWOOD MALL PARK & RIDE EXPANSION	0.0	B9	BUS GRANT CAPITAL IMPROVEMENT	FTA	10,000,000	0	0	8,000,000	0	2,000,000
1490	M	BB	TRF-TCMT-11B	MET COUNCIL-MT	SECT 5307: TWIN CITIES MET COUNCIL MT-WOODBURY PARK & RIDE EXPANSION	0.0	B9	BUS GRANT CAPITAL IMPROVEMENT	FTA	2,000,000	0	0	1,600,000	0	400,000
1491	M	BB	TRF-TCMT-12	MET COUNCIL-MT	SECT 5307: TWIN CITIES MET COUNCIL MT-BUS ACQUISITION	0.0	B9	PURCHASE BUS	FTA	45,331,836	0	0	36,265,469	0	9,066,367
1492	M	BB	TRF-TCMT-12A	MET COUNCIL-MT	SECT 5307: TWIN CITIES MET COUNCIL MT-PREVENTIVE MAINTENANCE	0.0	B9	BUS GRANT CAPITAL IMPROVEMENT	FTA	10,100,000	0	0	8,080,000	0	2,020,000
1493	M	BB	TRF-TCMT-12AA	MET COUNCIL-MT	SECT 5307: TWIN CITIES MET COUNCIL MT-HWY 65 & CO RD 14 P&R (BLAINE)	0.0	B9	BUS GRANT CAPITAL IMPROVEMENT	FTA	300,000	0	0	240,000	0	60,000

Seq #	ATP	Route System	Project Number	Agency	Description	Miles	Program	Type of Work	Proposed Funds	Total	FHWA	AC	FTA	TH	Other
1494	M	BB	TRF-TCMT-12AB	MET COUNCIL-MT	SECT 5307: TWIN CITIES MET COUNCIL MT-I-94 AT MANNING AVE P&R	0.0	B9	BUS GRANT CAPITAL IMPROVEMENT	FTA	243,765	0	0	195,012	0	48,753
1495	M	BB	TRF-TCMT-12AC	MET COUNCIL-MT	SECT 5307: TWIN CITIES MET COUNCIL MT-HWY 62 AT PENN AVE P&R	0.0	B9	BUS GRANT CAPITAL IMPROVEMENT	FTA	4,900,000	0	0	3,920,000	0	980,000
1496	M	BB	TRF-TCMT-12AD	MET COUNCIL-MT	SECT 5307: TWIN CITIES MET COUNCIL MT-DOWNTOWN MPLS LAYOVER	0.0	B9	BUS GRANT CAPITAL IMPROVEMENT	FTA	2,300,000	0	0	1,840,000	0	460,000
1497	M	BB	TRF-TCMT-12AE	MET COUNCIL-MT	SECT 5307: TWIN CITIES MET COUNCIL MT-HEYWOOD GARAGE MAINTENANCE SHOP DESIGN AND CONSTRUCTION	0.0	B9	BUS GRANT CAPITAL IMPROVEMENT	FTA	1,000,000	0	0	800,000	0	200,000
1498	M	BB	TRF-TCMT-12AF	MET COUNCIL-MT	SECT 5307: TWIN CITIES MET COUNCIL MT-HWY 100 & EDEN/VERNON P&R (EDINA)	0.0	B9	BUS GRANT CAPITAL IMPROVEMENT	FTA	2,700,000	0	0	2,160,000	0	540,000
1499	M	BB	TRF-TCMT-12AG	MET COUNCIL-MT	SECT 5307: TWIN CITIES MET COUNCIL MT-DOWNTOWN ST PAUL PASSENGER FACILITY IMPROVEMENTS	0.0	B9	BUS GRANT CAPITAL IMPROVEMENT	FTA	500,000	0	0	400,000	0	100,000
1500	M	BB	TRF-TCMT-12AH	MET COUNCIL-MT	SECT 5307: TWIN CITIES MET COUNCIL MT-EXPANSION OF REAL TIME SIGNS (RTS) TRANSIT TECHNOLOGY SYSTEMS	0.0	B9	BUS GRANT CAPITAL IMPROVEMENT	FTA	2,500,000	0	0	2,000,000	0	500,000
1501	M	BB	TRF-TCMT-12AJ	MET COUNCIL-MT	SECT 5307: TWIN CITIES MET COUNCIL MT-EXPANSION OF TRAFFIC SIGNAL PRIORITY (TSP) TRANSIT TECHNOLOGY SYSTEMS	0.0	B9	BUS GRANT CAPITAL IMPROVEMENT	FTA	1,750,000	0	0	1,400,000	0	350,000
1502	M	BB	TRF-TCMT-12AK	MET COUNCIL-MT	SECT 5307: TWIN CITIES MET COUNCIL MT-ONBOARD PEDESTRIAN DETECTION SYSTEM TRANSIT TECHNOLOGY SYSTEMS	0.0	B9	BUS GRANT CAPITAL IMPROVEMENT	FTA	500,000	0	0	400,000	0	100,000
1503	M	BB	TRF-TCMT-12AL	MET COUNCIL-MT	SECT 5307: TWIN CITIES MET COUNCIL MT-OPERATIONS COMMUNICATIONS & CONTROL CAPITAL EQUIPMENT, HARDWARE & SOFTWARE REPLACEMENT & EXPANSION	0.0	B9	BUS GRANT CAPITAL IMPROVEMENT	FTA	1,740,000	0	0	1,392,000	0	348,000
1504	M	BB	TRF-TCMT-12AM	MET COUNCIL-MT	SECT 5307: TWIN CITIES MET COUNCIL MT-FARE COLLECTION CAPITAL EQUIPMENT, HARDWARE & SOFTWARE REPLACEMENT & EXPANSION	0.0	B9	BUS GRANT CAPITAL IMPROVEMENT	FTA	3,648,100	0	0	2,918,480	0	729,620
1505	M	BB	TRF-TCMT-12B	MET COUNCIL-MT	SECT 5307: TWIN CITIES MET COUNCIL MT-ASSOCIATED CAPITAL MAINTENANCE-BUS	0.0	B9	BUS GRANT CAPITAL IMPROVEMENT	FTA	2,887,089	0	0	2,309,671	0	577,418
1506	M	BB	TRF-TCMT-12C	MET COUNCIL-MT	SECT 5307: TWIN CITIES MET COUNCIL MT-SECURITY/SAFETY FOR 1%	0.0	B9	BUS GRANT CAPITAL IMPROVEMENT	FTA	1,292,000	0	0	1,033,600	0	258,400

Seq #	ATP	Route System	Project Number	Agency	Description	Miles	Program	Type of Work	Proposed Funds	Total	FHWA	AC	FTA	TH	Other
1507	M	BB	TRF-TCMT-12D	MET COUNCIL-MT	SECT 5307: TWIN CITIES MET COUNCIL MT- CAPITAL LEASE-TIRES	0.0	B9	PURCHASE BUS	FTA	2,100,678	0	0	1,680,542	0	420,136
1508	M	BB	TRF-TCMT-12F	MET COUNCIL-MT	SECT 5307: TWIN CITIES MET COUNCIL MT- TRANSIT ENHANCEMENTS 1%	0.0	B9	BUS GRANT CAPITAL IMPROVEMENT	FTA	795,000	0	0	636,000	0	159,000
1509	M	BB	TRF-TCMT-12G	MET COUNCIL-MTS	SECT 5307: TWIN CITIES MET COUNCIL MTS-BUS ACQUISITIONS	0.0	B9	PURCHASE BUS	FTA	8,000,000	0	0	6,400,000	0	1,600,000
1510	M	BB	TRF-TCMT-12H	MET COUNCIL-MTS	SECT 5307: TWIN CITIES MET COUNCIL MTS- METRO MOBILITY CAPITAL COST OF CONTRACTING FOR SERVICES	0.0	B9	BUS GRANT CAPITAL IMPROVEMENT	FTA	5,312,500	0	0	4,250,000	0	1,062,500
1511	M	BB	TRF-TCMT-12J	MET COUNCIL-MTS	SECT 5307: TWIN CITIES MET COUNCIL MTS- REGIONAL FLEET CAPITAL COST OF CONTRACTING	0.0	B9	BUS GRANT CAPITAL IMPROVEMENT	FTA	3,125,000	0	0	2,500,000	0	625,000
1512	M	BB	TRF-TCMT-12K	MET COUNCIL-MTS	SECT 5307: TWIN CITIES MET COUNCIL MTS- VANGO CAP COST OF CONTRACTING	0.0	B9	BUS GRANT CAPITAL IMPROVEMENT	FTA	625,000	0	0	500,000	0	125,000
1513	M	BB	TRF-TCMT-12L	MET COUNCIL-MT	SECT 5307: TWIN CITIES MET COUNCIL MT-FTH2	0.0	B9	BUS GRANT CAPITAL IMPROVEMENT	FTA	15,000,000	0	0	12,000,000	0	3,000,000
1515	M	BB	TRF-TCMT-12Q	MET COUNCIL-MT	SECT 5307: TWIN CITIES MET COUNCIL MT- TRANSIT BUSINESS COMPUTER HW & SW	0.0	B9	BUS GRANT CAPITAL IMPROVEMENT	FTA	1,129,000	0	0	903,200	0	225,800
1516	M	BB	TRF-TCMT-12R	MET COUNCIL-MT	SECT 5307: TWIN CITIES MET COUNCIL MT-I35E & CO RD E PARK & RIDE	0.0	B9	BUS GRANT CAPITAL IMPROVEMENT	FTA	3,910,000	0	0	3,128,000	0	782,000
1517	M	BB	TRF-TCMT-12S	MET COUNCIL-MTS	SECT 5307: TWIN CITIES MET COUNCIL MTS- PREVENTIVE MAINTENANCE - SWT	0.0	B9	BUS GRANT CAPITAL IMPROVEMENT	FTA	585,000	0	0	468,000	0	117,000
1518	M	BB	TRF-TCMT-12T	MET COUNCIL-U OFM	SECT 5307: TWIN CITIES MET COUNCIL U OF M-U OF M BUS ACQUISITION	0.0	B9	PURCHASE BUS	FTA	375,000	0	0	300,000	0	75,000
1519	M	BB	TRF-TCMT-12U	MET COUNCIL-MTS	SECT 5307: TWIN CITIES MET COUNCIL MTS-COP PAYMENT FOR EAGAN BUS GARAGE EXPANSION - MVTA	0.0	B9	BUS GRANT CAPITAL IMPROVEMENT	FTA	500,000	0	0	400,000	0	100,000
1520	M	BB	TRF-TCMT-12V	MET COUNCIL-MT	SECT 5307: TWIN CITIES MET COUNCIL MT- OVERHAUL BASE RENOVATION & MAINTENANCE SHOP	0.0	B9	BUS GRANT CAPITAL IMPROVEMENT	FTA	3,000,000	0	0	2,400,000	0	600,000
1521	M	BB	TRF-TCMT-12W	MET COUNCIL-MT	SECT 5307: TWIN CITIES MET COUNCIL MT- ENERGY IMPROVEMENT	0.0	B9	BUS GRANT CAPITAL IMPROVEMENT	FTA	1,000,000	0	0	800,000	0	200,000

Seq #	ATP	Route System	Project Number	Agency	Description	Miles	Program	Type of Work	Proposed Funds	Total	FHWA	AC	FTA	TH	Other
1523	M	BB	TRF-TCMT-12Y	MET COUNCIL-MT	SECT 5307: TWIN CITIES MET COUNCIL MT-NICOLLET GARAGE TRANSPORTATION EXPANSION	0.0	B9	BUS GRANT CAPITAL IMPROVEMENT	FTA	3,000,000	0	0	2,400,000	0	600,000
1524	M	BB	TRF-TCMT-12Z	MET COUNCIL-MT	SECT 5307: TWIN CITIES MET COUNCIL MT-ACCESS MPLS FACILITY IMPROVEMENTS	0.0	B9	BUS GRANT CAPITAL IMPROVEMENT	FTA	750,000	0	0	600,000	0	150,000
									\$199,067,477		\$442,400	\$0	\$140,050,213	\$0	\$58,574,864

Seq #	ATP	Route System	Project Number	Agency	Description	Miles	Program	Type of Work	Proposed Funds	Total	FHWA	AC	FTA	TH	Other
59	1	BB	TRF-0016-13A	DULUTH TRANSIT AUTHORITY	SECT 5307: DULUTH DIAL-A-RIDE TRANSIT OPERATING ASSISTANCE	0.0	B9	OPERATE BUS	LF	592,375	0	0	0	0	592,375
60	1	BB	TRF-0016-13B	DULUTH TRANSIT AUTHORITY	SECT 5307: DULUTH TRANSIT OPERATING ASSISTANCE REGULAR ROUTE & PREVENTATIVE MAINTENANCE	0.0	B9	OPERATE BUS	FTA	10,504,076	0	0	1,300,000	0	9,204,076
61	1	BB	TRF-0016-13C	DULUTH TRANSIT AUTHORITY	SECT 5307: DULUTH TRANSIT CAPITAL	0.0	B9	BUS GRANT CAPITAL IMPROVEMENT	FTA	699,856	0	0	559,885	0	139,971
240	2	BB	TRF-0018-13A	EAST GRAND	SECT 5307: EAST GRAND FORKS DAR TRANSIT OPERATING ASSISTANCE	0.0	B9	OPERATE BUS	LF	72,000	0	0	0	0	72,000
241	2	BB	TRF-0018-13B	EAST GRAND	SECT 5307: EAST GRAND FORKS FIXED ROUTE TRANSIT OPERATING ASSISTANCE	0.0	B9	OPERATE BUS	FTA	260,000	0	0	97,000	0	163,000
242	2	BB	TRF-0018-13C	EAST GRAND	SECT 5307: EAST GRAND FORKS TRANSIT SHELTER	0.0	B9	BUS GRANT CAPITAL IMPROVEMENT	FTA	40,000	0	0	32,000	0	8,000
471	3	BB	TRF-0048-13A	METRO BUS	SECT 5307: DIAL A RIDE TRANSIT SERVICE OPERATING ASSISTANCE	0.0	B9	OPERATE BUS	LF	2,900,000	0	0	0	0	2,900,000
472	3	BB	TRF-0048-13B	METRO BUS	SECT 5307: FIXED ROUTE TRANSIT SERVICE OPERATING ASSISTANCE	0.0	B9	OPERATE BUS	FTA	7,632,902	0	0	891,000	0	6,741,902
473	3	BB	TRF-0048-13D	METRO BUS	SECT 5307: TRANSIT CAPITAL PURCHASES, OFFICE EQUIPMENT & COMPUTERS	0.0	B9	BUS GRANT CAPITAL IMPROVEMENT	FTA	25,000	0	0	20,000	0	5,000
474	3	BB	TRF-0048-13E	METRO BUS	SECT 5307: TRANSIT CAPITAL PURCHASES, MAINTENANCE TOOLS & EQUIPMENT	0.0	B9	BUS GRANT CAPITAL IMPROVEMENT	FTA	10,000	0	0	8,000	0	2,000
476	3	BB	TRF-0048-13F	METRO BUS	SECT 5307: TRANSIT CAPITALIZED PREVENTIVE MAINTENANCE	0.0	B9	BUS GRANT CAPITAL IMPROVEMENT	FTA	818,669	0	0	654,935	0	163,734
479	3	BB	TRF-0048-13NS	METRO BUS	TRANSIT OPERATING ASSISTANCE, NORTHSTAR LINK COMMUTER BUS	0.0	B9	OPERATE BUS	FTA	500,000	0	0	100,000	0	400,000
480	3	BB	TRF-0048-13O	METRO BUS	SECT 5307: TRANSIT CAPITAL PURCHASES, 2 SMALL BUSES	0.0	B9	BUS GRANT CAPITAL IMPROVEMENT	FTA	280,000	0	0	224,000	0	56,000
481	3	BB	TRF-0048-13Q	METRO BUS	SECT 5307: PURCHASE OPERATIONS VEHICLE	0.0	B9	BUS GRANT CAPITAL IMPROVEMENT	FTA	20,000	0	0	16,000	0	4,000
482	3	BB	TRF-0048-13V	METRO BUS	SECT 5307: TRANSIT CAPITAL PURCHASES, BUS SHELTER AMENITY PROGRAM	0.0	B9	BUS GRANT CAPITAL IMPROVEMENT	FTA	20,000	0	0	16,000	0	4,000

Seq #	ATP	Route System	Project Number	Agency	Description	Miles	Program	Type of Work	Proposed Funds	Total	FHWA	AC	FTA	TH	Other
483	3	BB	TRF-0048-13W	METRO BUS	SECT 5307: TRANSIT CAPITAL PURCHASES, ITS PROJECTS	0.0	B9	BUS GRANT CAPITAL IMPROVEMENT	FTA	25,000	0	0	20,000	0	5,000
715	4	BB	TRF-0034-13A	MOORHEAD	SECT 5307: MOORHEAD DIAL-A-RIDE TRANSIT OPERATING ASSISTANCE	0.0	B9	OPERATE BUS	FTA	404,000	0	0	0	0	404,000
716	4	BB	TRF-0034-13B	MOORHEAD	SECT 5307: CITY OF MOORHEAD RR TRANSIT OPERATING ASSISTANCE	0.0	B9	OPERATE BUS	FTA	1,900,000	0	0	1,520,000	0	380,000
717	4	BB	TRF-0034-13C	MOORHEAD	SECT 5307: MOORHEAD PLANNING ASSISTANCE	0.0	B9	PLANNING	FTA	21,000	0	0	16,800	0	4,200
718	4	BB	TRF-0034-13D	MOORHEAD	SECT 5307: MOORHEAD PREVENTIVE MAINTENANCE	0.0	B9	PREVENTIVE MAINTENANCE	FTA	70,000	0	0	56,000	0	14,000
719	4	BB	TRF-0034-13F	MOORHEAD	SECT 5307: CITY OF MOORHEAD PURCHASE BUS RELATED EQUIPMENT	0.0	B9	PURCHASE BUS	FTA	50,000	0	0	40,000	0	10,000
720	4	BB	TRF-0034-13G	MOORHEAD	SECT 5307: CITY OF MOORHEAD PURCHASE 2 VANS	0.0	B9	PURCHASE BUS	FTA	50,000	0	0	40,000	0	10,000
727	4	BB	TRS-0034-13E	MNDOT	CITY OF MOORHEAD, PURCHASE BUS (CLASS 400)	0.0	B9	PURCHASE BUS	STP FTA	75,000	40,000	0	20,000	0	15,000
922	6	BB	TRF-0047-13A	ROCHESTER	SECT 5307: ROCHESTER DAR TRANSIT OPERATING ASSISTANCE	0.0	B9	OPERATE BUS	LF	763,461	0	0	0	0	763,461
923	6	BB	TRF-0047-13B	ROCHESTER	SECT 5307: ROCHESTER RR TRANSIT OPERATING ASSISTANCE	0.0	B9	OPERATE BUS	FTA	6,327,670	0	0	1,735,856	0	4,591,814
924	6	BB	TRF-0047-13C	ROCHESTER	PARK AND RIDE STUDY AND DESIGN	0.0	B9	OPERATE BUS	FTA	150,000	0	0	120,000	0	30,000
925	6	BB	TRF-0047-13D	ROCHESTER	SECT 5307/5309: CITY OF ROCHESTER - NORTHWEST TRANSIT HUB - DESIGN	0.0	B9	BUS GRANT CAPITAL IMPROVEMENT	FTA	150,000	0	0	120,000	0	30,000
930	6	BB	TRF-3780-13	LA CRESCENT	SECT 5307: LA CRESCENT TRANSIT OPERATING ASSISTANCE	0.0	B9	OPERATE BUS	FTA	301,950	0	0	94,000	0	207,950
936	6	BB	TRS-0047-13B	ROCHESTER	ROCHESTER RR - PURCHASE 4 BUSES (CLASS 700)	0.0	B9	PURCHASE BUS	STP FTA	1,520,000	300,800	0	915,200	0	304,000
1716	M	BB	TRF-TCMT-13	MET COUNCIL-MT	SECT 5307: TWIN CITIES MET COUNCIL MT- ASSOCIATED CAPITAL MAINTENANCE-BUS	0.0	B9	BUS GRANT CAPITAL IMPROVEMENT	FTA	2,600,000	0	0	2,080,000	0	520,000
1717	M	BB	TRF-TCMT-13A	MET COUNCIL-MT	SECT 5307: TWIN CITIES MET COUNCIL MT-BUS ACQUISITION	0.0	B9	PURCHASE BUS	FTA	43,237,385	0	0	34,589,908	0	8,647,477
1718	M	BB	TRF-TCMT-13AA	MET COUNCIL-MT	SECT 5307: TWIN CITIES MET COUNCIL MT-HWY 62 AT PENN AVE P&R	0.0	B9	BUS GRANT CAPITAL IMPROVEMENT	FTA	2,000,000	0	0	1,600,000	0	400,000

Seq #	ATP	Route System	Project Number	Agency	Description	Miles	Program	Type of Work	Proposed Funds	Total	FHWA	AC	FTA	TH	Other
1719	M	BB	TRF-TCMT-13AB	MET COUNCIL-MT	SECT 5307: TWIN CITIES MET COUNCIL MT-DOWNTOWN MPLS LAYOVER	0.0	B9	BUS GRANT CAPITAL IMPROVEMENT	FTA	5,000,000	0	0	4,000,000	0	1,000,000
1720	M	BB	TRF-TCMT-13AC	MET COUNCIL-MT	SECT 5307: TWIN CITIES MET COUNCIL MT-HEYWOOD GARAGE MAINTENANCE SHOP DESIGN AND CONSTRUCTION	0.0	B9	BUS GRANT CAPITAL IMPROVEMENT	FTA	1,000,000	0	0	800,000	0	200,000
1721	M	BB	TRF-TCMT-13AD	MET COUNCIL-MT	SECT 5307: TWIN CITIES MET COUNCIL MT-WOODBURY PARK & RIDE EXPANSION	0.0	B9	BUS GRANT CAPITAL IMPROVEMENT	FTA	1,000,000	0	0	800,000	0	200,000
1722	M	BB	TRF-TCMT-13AE	MET COUNCIL-MT	SECT 5307: TWIN CITIES MET COUNCIL MT-DOWNTOWN ST PAUL PASSENGER FACILITY IMPROVEMENTS	0.0	B9	BUS GRANT CAPITAL IMPROVEMENT	FTA	1,250,000	0	0	1,000,000	0	250,000
1723	M	BB	TRF-TCMT-13AF	MET COUNCIL-MT	SECT 5307: TWIN CITIES MET COUNCIL MT-EXPANSION OF TRAFFIC SIGNAL PRIORITY (TSP) TRANSIT TECHNOLOGY SYSTEMS	0.0	B9	BUS GRANT CAPITAL IMPROVEMENT	FTA	1,750,000	0	0	1,400,000	0	350,000
1724	M	BB	TRF-TCMT-13AG	MET COUNCIL-MT	SECT 5307: TWIN CITIES MET COUNCIL MT-ONBOARD PEDESTRIAN DETECTION SYSTEM TRANSIT TECHNOLOGY SYSTEMS	0.0	B9	BUS GRANT CAPITAL IMPROVEMENT	FTA	3,000,000	0	0	2,400,000	0	600,000
1726	M	BB	TRF-TCMT-13AJ	MET COUNCIL-MT	SECT 5307: TWIN CITIES MET COUNCIL MT-ENERGY IMPROVEMENT	0.0	B9	BUS GRANT CAPITAL IMPROVEMENT	FTA	1,000,000	0	0	800,000	0	200,000
1727	M	BB	TRF-TCMT-13AK	MET COUNCIL-MT	SECT 5307: TWIN CITIES MET COUNCIL MT-OPERATIONS COMMUNICATIONS & CONTROL CAPITAL EQUIPMENT, HARDWARE & SOFTWARE REPLACEMENT & EXPANSION	0.0	B9	BUS GRANT CAPITAL IMPROVEMENT	FTA	1,365,000	0	0	1,092,000	0	273,000
1729	M	BB	TRF-TCMT-13AM	MET COUNCIL-MT	SECT 5307: TWIN CITIES MET COUNCIL MT-FARE COLLECTION CAPITAL EQUIPMENT, HARDWARE & SOFTWARE REPLACEMENT & EXPANSION	0.0	B9	BUS GRANT CAPITAL IMPROVEMENT	FTA	675,000	0	0	540,000	0	135,000
1730	M	BB	TRF-TCMT-13B	MET COUNCIL-MT	SECT 5307: TWIN CITIES MET COUNCIL MT-SECURITY/SAFETY FOR 1%	0.0	B9	BUS GRANT CAPITAL IMPROVEMENT	FTA	747,000	0	0	597,600	0	149,400
1731	M	BB	TRF-TCMT-13C	MET COUNCIL-MT	SECT 5307: TWIN CITIES MET COUNCIL MT-PREVENTIVE MAINTENANCE	0.0	B9	BUS GRANT CAPITAL IMPROVEMENT	FTA	10,750,000	0	0	8,600,000	0	2,150,000
1732	M	BB	TRF-TCMT-13D	MET COUNCIL-MT	SECT 5307: TWIN CITIES MET COUNCIL MT-TRANSIT ENHANCEMENTS 1%	0.0	B9	BUS GRANT CAPITAL IMPROVEMENT	FTA	920,000	0	0	736,000	0	184,000
1733	M	BB	TRF-TCMT-13E	MET COUNCIL-MT	SECT 5307: TWIN CITIES MET COUNCIL MT-CAPITAL LEASE-TIRES	0.0	B9	PURCHASE BUS	FTA	2,149,917	0	0	1,719,934	0	429,983

FTA SECTION 5307
Fiscal Year: 2013

STIP for FY 2012-2015

Seq #	ATP	Route System	Project Number	Agency	Description	Miles	Program	Type of Work	Proposed Funds	Total	FHWA	AC	FTA	TH	Other
1734	M	BB	TRF-TCMT-13F	MET COUNCIL-MT	SECT 5307: TWIN CITIES MET COUNCIL MT-TRANSIT BUSINESS COMPUTER HW & SW	0.0	B9	BUS GRANT CAPITAL IMPROVEMENT	FTA	1,341,000	0	0	1,072,800	0	268,200
1735	M	BB	TRF-TCMT-13G	MET COUNCIL-MTS	SECT 5307: TWIN CITIES MET COUNCIL MTS-VANGO CAP COST OF CONTRACTING	0.0	B9	BUS GRANT CAPITAL IMPROVEMENT	FTA	625,000	0	0	500,000	0	125,000
1736	M	BB	TRF-TCMT-13H	MET COUNCIL-MTS	SECT 5307: TWIN CITIES MET COUNCIL MTS-METRO MOBILITY CAPITAL COST OF CONTRACTING FOR SERVICES	0.0	B9	BUS GRANT CAPITAL IMPROVEMENT	FTA	5,312,500	0	0	4,250,000	0	1,062,500
1737	M	BB	TRF-TCMT-13J	MET COUNCIL-MTS	SECT 5307: TWIN CITIES MET COUNCIL MTS-REGIONAL FLEET CAPITAL COST OF CONTRACTING	0.0	B9	BUS GRANT CAPITAL IMPROVEMENT	FTA	3,125,000	0	0	2,500,000	0	625,000
1738	M	BB	TRF-TCMT-13K	MET COUNCIL-U OFM	SECT 5307: TWIN CITIES MET COUNCIL U OF M-U OF MN BUS ACQUISITION	0.0	B9	PURCHASE BUS	FTA	375,000	0	0	300,000	0	75,000
1739	M	BB	TRF-TCMT-13L	MET COUNCIL-MT	SECT 5307: TWIN CITIES MET COUNCIL MT-FTH2	0.0	B9	BUS GRANT CAPITAL IMPROVEMENT	FTA	15,000,000	0	0	12,000,000	0	3,000,000
1740	M	BB	TRF-TCMT-13M	MET COUNCIL-MTS	SECT 5307: TWIN CITIES MET COUNCIL MTS-MTS BUS ACQUISITION	0.0	B9	PURCHASE BUS	FTA	8,000,000	0	0	6,400,000	0	1,600,000
1746	M	BB	TRF-TCMT-13U	MET COUNCIL-MTS	SECT 5307: TWIN CITIES MET COUNCIL MTS-PREVENTIVE MAINTENANCE - SWT	0.0	B9	BUS GRANT CAPITAL IMPROVEMENT	FTA	590,000	0	0	472,000	0	118,000
1747	M	BB	TRF-TCMT-13V	MET COUNCIL-MTS	SECT 5307: TWIN CITIES MET COUNCIL MTS-COP PAYMENT FOR EAGAN BUS GARAGE EXPANSION - MVTA	0.0	B9	BUS GRANT CAPITAL IMPROVEMENT	FTA	500,000	0	0	400,000	0	100,000
1748	M	BB	TRF-TCMT-13W	MET COUNCIL-MT	SECT 5307: TWIN CITIES MET COUNCIL MT-I94 AT MANNING AVE PARK & RIDE	0.0	B9	BUS GRANT CAPITAL IMPROVEMENT	FTA	3,150,000	0	0	2,520,000	0	630,000
1749	M	BB	TRF-TCMT-13X	MET COUNCIL-MT	SECT 5307: TWIN CITIES MET COUNCIL MT-OVERHAUL BASE RENOVATION & MAINTENANCE SHOP	0.0	B9	BUS GRANT CAPITAL IMPROVEMENT	FTA	3,000,000	0	0	2,400,000	0	600,000
1750	M	BB	TRF-TCMT-13Y	MET COUNCIL-MT	SECT 5307: TWIN CITIES MET COUNCIL MT-ACCESS MPLS FACILITY IMPROVEMENTS	0.0	B9	BUS GRANT CAPITAL IMPROVEMENT	FTA	750,000	0	0	600,000	0	150,000
1751	M	BB	TRF-TCMT-13Z	MET COUNCIL-MT	SECT 5307: TWIN CITIES MET COUNCIL MT-HWY 65 & CO RD 14 P&R (BLAINE)	0.0	B9	BUS GRANT CAPITAL IMPROVEMENT	FTA	2,936,000	0	0	2,348,800	0	587,200
										\$159,331,761	\$340,800	\$0	\$107,135,718	\$0	\$51,855,243

Seq #	ATP	Route System	Project Number	Agency	Description	Miles	Program	Type of Work	Proposed Funds	Total	FHWA	AC	FTA	TH	Other
111	1	BB	TRF-0016-14A	DULUTH TRANSIT AUTHORITY	SECT 5307: DULUTH DIAL-A-RIDE TRANSIT OPERATING ASSISTANCE	0.0	B9	OPERATE BUS	LF	609,258	0	0	0	0	609,258
112	1	BB	TRF-0016-14B	DULUTH TRANSIT AUTHORITY	SECT 5307: DULUTH TRANSIT OPERATING ASSISTANCE REGULAR ROUTE & PREVENTATIVE MAINTENANCE	0.0	B9	OPERATE BUS	FTA	10,803,442	0	0	1,300,000	0	9,503,442
113	1	BB	TRF-0016-14C	DULUTH TRANSIT AUTHORITY	SECT 5307: DULUTH TRANSIT CAPITAL	0.0	B9	BUS GRANT CAPITAL IMPROVEMENT	FTA	699,856	0	0	559,885	0	139,971
287	2	BB	TRF-0018-14A	EAST GRAND	SECT 5307: EAST GRAND FORKS DAR TRANSIT OPERATING ASSISTANCE	0.0	B9	OPERATE BUS	LF	74,000	0	0	0	0	74,000
288	2	BB	TRF-0018-14B	EAST GRAND	SECT 5307: EAST GRAND FORKS FIXED ROUTE TRANSIT OPERATING ASSISTANCE	0.0	B9	OPERATE BUS	FTA	265,000	0	0	99,000	0	166,000
535	3	BB	TRF-0048-14A	METRO BUS	SECT 5307: DIAL A RIDE TRANSIT SERVICE OPERATING ASSISTANCE	0.0	B9	OPERATE BUS	LF	3,000,000	0	0	0	0	3,000,000
536	3	BB	TRF-0048-14B	METRO BUS	SECT 5307: FIXED ROUTE TRANSIT SERVICE OPERATING ASSISTANCE	0.0	B9	OPERATE BUS	FTA	8,521,960	0	0	891,000	0	7,630,960
537	3	BB	TRF-0048-14D	METRO BUS	SECT 5307: TRANSIT CAPITAL PURCHASES, OFFICE EQUIPMENT & COMPUTERS	0.0	B9	BUS GRANT CAPITAL IMPROVEMENT	FTA	25,000	0	0	20,000	0	5,000
538	3	BB	TRF-0048-14E	METRO BUS	SECT 5307: TRANSIT CAPITAL PURCHASES, MAINTENANCE TOOLS & EQUIPMENT	0.0	B9	BUS GRANT CAPITAL IMPROVEMENT	FTA	10,000	0	0	8,000	0	2,000
540	3	BB	TRF-0048-14F	METRO BUS	SECT 5307: TRANSIT CAPITALIZED PREVENTIVE MAINTENANCE	0.0	B9	BUS GRANT CAPITAL IMPROVEMENT	FTA	839,918	0	0	671,934	0	167,984
543	3	BB	TRF-0048-14NS	METRO BUS	TRANSIT OPERATING ASSISTANCE, NORTHSTAR LINK COMMUTER BUS	0.0	B9	OPERATE BUS	FTA	500,000	0	0	100,000	0	400,000
544	3	BB	TRF-0048-14O	METRO BUS	SECT 5307: TRANSIT CAPITAL PURCHASES, 2 SMALL BUSES	0.0	B9	BUS GRANT CAPITAL IMPROVEMENT	FTA	320,000	0	0	256,000	0	64,000
545	3	BB	TRF-0048-14V	METRO BUS	SECT 5307: TRANSIT CAPITAL PURCHASES, BUS SHELTER AMENITY PROGRAM	0.0	B9	BUS GRANT CAPITAL IMPROVEMENT	FTA	25,000	0	0	20,000	0	5,000
546	3	BB	TRF-0048-14W	METRO BUS	SECT 5307: TRANSIT CAPITAL PURCHASE, ITS PROJECTS	0.0	B9	BUS GRANT CAPITAL IMPROVEMENT	FTA	25,000	0	0	20,000	0	5,000
757	4	BB	TRF-0034-14A	MOORHEAD	SECT 5307: MOORHEAD DIAL-A-RIDE TRANSIT OPERATING ASSISTANCE	0.0	B9	OPERATE BUS	FTA	439,000	0	0	0	0	439,000

Seq #	ATP	Route System	Project Number	Agency	Description	Miles	Program	Type of Work	Proposed Funds	Total	FHWA	AC	FTA	TH	Other
758	4	BB	TRF-0034-14B	MOORHEAD	SECT 5307: CITY OF MOORHEAD RR TRANSIT OPERATING ASSISTANCE	0.0	B9	OPERATE BUS	FTA	2,000,000	0	0	1,600,000	0	400,000
759	4	BB	TRF-0034-14C	MOORHEAD	SECT 5307: MOORHEAD PLANNING ASSISTANCE	0.0	B9	PLANNING	FTA	22,000	0	0	17,600	0	4,400
760	4	BB	TRF-0034-14D	MOORHEAD	SECT 5307: MOORHEAD PREVENTIVE MAINTENANCE	0.0	B9	PREVENTIVE MAINTENANCE	FTA	70,000	0	0	56,000	0	14,000
761	4	BB	TRF-0034-14E	MNDOT	CITY OF MOORHEAD, PURCHASE TWO PARA BUSES	0.0	B9	PURCHASE BUS	STP FTA	159,000	57,600	0	69,600	0	31,800
984	6	BB	TRF-0047-14A	ROCHESTER	SECT 5307: ROCHESTER DAR TRANSIT OPERATING ASSISTANCE	0.0	B9	OPERATE BUS	LF	801,634	0	0	0	0	801,634
985	6	BB	TRF-0047-14B	ROCHESTER	SECT 5307: ROCHESTER RR TRANSIT OPERATING ASSISTANCE	0.0	B9	OPERATE BUS	FTA	6,644,054	0	0	1,735,856	0	4,908,198
986	6	BB	TRF-0047-14C	ROCHESTER	SECT 5307/5309: ELECTRONIC FAREBOXES/OTHER ITS	0.0	B9	BUS GRANT CAPITAL IMPROVEMENT	FTA	1,500,000	0	0	1,200,000	0	300,000
991	6	BB	TRF-3780-14	LA CRESCENT	SECT 5307: LA CRESCENT TRANSIT OPERATING ASSISTANCE	0.0	B9	OPERATE BUS	FTA	317,048	0	0	94,000	0	223,048
996	6	BB	TRS-0047-14A	ROCHESTER	ROCHESTER DAR - PURCHASE 2 BUSES (CLASS 600)	0.0	B9	PURCHASE BUS	STP FTA	430,000	172,000	0	172,000	0	86,000
997	6	BB	TRS-0047-14B	ROCHESTER	ROCHESTER RR - PURCHASE 3 BUSES (CLASS 700)	0.0	B9	PURCHASE BUS	STP FTA	1,205,439	125,000	0	839,351	0	241,088
1889	M	BB	TRF-TCMT-14	MET COUNCIL-MT	SECT 5307: TWIN CITIES MET COUNCIL MT-ASSOCIATED CAPITAL MAINTENANCE-BUS	0.0	B9	BUS GRANT CAPITAL IMPROVEMENT	FTA	2,881,876	0	0	2,305,501	0	576,375
1890	M	BB	TRF-TCMT-14A	MET COUNCIL-MT	SECT 5307: TWIN CITIES MET COUNCIL MT-CAPITAL LEASE-TIRES	0.0	B9	PURCHASE BUS	FTA	2,257,413	0	0	1,805,930	0	451,483
1891	M	BB	TRF-TCMT-14AA	MET COUNCIL-MT	SECT 5307: TWIN CITIES MET COUNCIL MT-OPERATIONS COMMUNICATIONS & CONTROL CAPITAL EQUIPMENT, HARDWARE & SOFTWARE REPLACEMENT & EXPANSION	0.0	B9	BUS GRANT CAPITAL IMPROVEMENT	FTA	750,000	0	0	600,000	0	150,000
1893	M	BB	TRF-TCMT-14AC	MET COUNCIL-MT	SECT 5307: TWIN CITIES MET COUNCIL MT-FARE COLLECTION CAPITAL EQUIPMENT, HARDWARE & SOFTWARE REPLACEMENT & EXPANSION	0.0	B9	BUS GRANT CAPITAL IMPROVEMENT	FTA	1,626,200	0	0	1,300,960	0	325,240
1894	M	BB	TRF-TCMT-14B	MET COUNCIL-MT	SECT 5307: TWIN CITIES MET COUNCIL MT-BUS ACQUISITION	0.0	B9	PURCHASE BUS	FTA	44,972,401	0	0	35,977,921	0	8,994,480
1895	M	BB	TRF-TCMT-14C	MET COUNCIL-MT	SECT 5307: TWIN CITIES MET COUNCIL MT-PREVENTIVE MAINTENANCE	0.0	B9	BUS GRANT CAPITAL IMPROVEMENT	FTA	8,600,000	0	0	6,880,000	0	1,720,000

Seq #	ATP	Route System	Project Number	Agency	Description	Miles	Program	Type of Work	Proposed Funds	Total	FHWA	AC	FTA	TH	Other
1896	M	BB	TRF-TCMT-14D	MET COUNCIL-MT	SECT 5307: TWIN CITIES MET COUNCIL MT- SECURITY/SAFETY FOR 1%	0.0	B9	BUS GRANT CAPITAL IMPROVEMENT	FTA	587,000	0	0	469,600	0	117,400
1897	M	BB	TRF-TCMT-14E	MET COUNCIL-MT	SECT 5307: TWIN CITIES MET COUNCIL MT- TRANSIT ENHANCEMENTS 1%	0.0	B9	BUS GRANT CAPITAL IMPROVEMENT	FTA	845,000	0	0	676,000	0	169,000
1898	M	BB	TRF-TCMT-14F	MET COUNCIL-MT	SECT 5307: TWIN CITIES MET COUNCIL MT- TRANSIT BUSINESS COMPUTER HW & SW	0.0	B9	BUS GRANT CAPITAL IMPROVEMENT	FTA	1,707,000	0	0	1,365,600	0	341,400
1899	M	BB	TRF-TCMT-14G	MET COUNCIL-MTS	SECT 5307: TWIN CITIES MET COUNCIL MTS- VANGO CAP COST OF CONTRACTING	0.0	B9	BUS GRANT CAPITAL IMPROVEMENT	FTA	625,000	0	0	500,000	0	125,000
1900	M	BB	TRF-TCMT-14H	MET COUNCIL-MTS	SECT 5307: TWIN CITIES MET COUNCIL MTS- METRO MOBILITY CAPITAL COST OF CONTRACTING FOR SERVICES	0.0	B9	BUS GRANT CAPITAL IMPROVEMENT	FTA	5,312,500	0	0	4,250,000	0	1,062,500
1901	M	BB	TRF-TCMT-14J	MET COUNCIL-MTS	SECT 5307: TWIN CITIES MET COUNCIL MTS- REGIONAL FLEET CAPITAL COST OF CONTRACTING	0.0	B9	BUS GRANT CAPITAL IMPROVEMENT	FTA	3,125,000	0	0	2,500,000	0	625,000
1902	M	BB	TRF-TCMT-14K	MET COUNCIL-U OFM	SECT 5307: TWIN CITIES MET COUNCIL U OF M-U OF MN BUS ACQUISITION	0.0	B9	PURCHASE BUS	FTA	375,000	0	0	300,000	0	75,000
1903	M	BB	TRF-TCMT-14L	MET COUNCIL-MTS	SECT 5307: TWIN CITIES MET COUNCIL MTS-MTS BUS ACQUISITION	0.0	B9	PURCHASE BUS	FTA	17,700,000	0	0	14,160,000	0	3,540,000
1904	M	BB	TRF-TCMT-14M	MET COUNCIL-MTS	SECT 5307: TWIN CITIES MET COUNCIL MTS- PREVENTIVE MAINTENANCE - SWT	0.0	B9	BUS GRANT CAPITAL IMPROVEMENT	FTA	595,000	0	0	476,000	0	119,000
1905	M	BB	TRF-TCMT-14N	MET COUNCIL-MTS	SECT 5307: TWIN CITIES MET COUNCIL MTS-COP PAYMENT FOR EAGAN BUS GARAGE EXPANSION - MVTA	0.0	B9	BUS GRANT CAPITAL IMPROVEMENT	FTA	500,000	0	0	400,000	0	100,000
1908	M	BB	TRF-TCMT-14S	MET COUNCIL-MT	SECT 5307: TWIN CITIES MET COUNCIL MT-FTH2	0.0	B9	BUS GRANT CAPITAL IMPROVEMENT	FTA	15,000,000	0	0	12,000,000	0	3,000,000
1909	M	BB	TRF-TCMT-14T	MET COUNCIL-MT	SECT 5307: TWIN CITIES MET COUNCIL MT-NEW POLICE FACILITY	0.0	B9	BUS GRANT CAPITAL IMPROVEMENT	FTA	1,000,000	0	0	800,000	0	200,000
1910	M	BB	TRF-TCMT-14U	MET COUNCIL-MT	SECT 5307: TWIN CITIES MET COUNCIL MT-194 AT MANNING AVE PARK & RIDE	0.0	B9	BUS GRANT CAPITAL IMPROVEMENT	FTA	8,250,000	0	0	6,600,000	0	1,650,000
1911	M	BB	TRF-TCMT-14V	MET COUNCIL-MT	SECT 5307: TWIN CITIES MET COUNCIL MT- DOWNTOWN MPLS LAYOVER	0.0	B9	BUS GRANT CAPITAL IMPROVEMENT	FTA	7,000,000	0	0	5,600,000	0	1,400,000

Seq #	ATP	Route System	Project Number	Agency	Description	Miles	Program	Type of Work	Proposed Funds	Total	FHWA	AC	FTA	TH	Other
1912	M	BB	TRF-TCMT-14W	MET COUNCIL-MT	SECT 5307: TWIN CITIES MET COUNCIL MT- WOODBURY PARK & RIDE EXPANSION	0.0	B9	BUS GRANT CAPITAL IMPROVEMENT	FTA	2,850,000	0	0	2,280,000	0	570,000
1913	M	BB	TRF-TCMT-14X	MET COUNCIL-MT	SECT 5307: TWIN CITIES MET COUNCIL MT-FORT SNELLING P&R EXPANSION	0.0	B9	BUS GRANT CAPITAL IMPROVEMENT	FTA	1,000,000	0	0	800,000	0	200,000
1914	M	BB	TRF-TCMT-14Y	MET COUNCIL-MT	SECT 5307: TWIN CITIES MET COUNCIL MT- DOWNTOWN ST PAUL PASSENGER FACILITY IMPROVEMENTS	0.0	B9	BUS GRANT CAPITAL IMPROVEMENT	FTA	1,000,000	0	0	800,000	0	200,000
1915	M	BB	TRF-TCMT-14Z	MET COUNCIL-MT	SECT 5307: TWIN CITIES MET COUNCIL MT- ENERGY IMPROVEMENT	0.0	B9	BUS GRANT CAPITAL IMPROVEMENT	FTA	1,000,000	0	0	800,000	0	200,000
										\$168,865,999	\$354,600	\$0	\$113,377,738	\$0	\$55,133,661

Seq #	ATP	Route System	Project Number	Agency	Description	Miles	Program	Type of Work	Proposed Funds	Total	FHWA	AC	FTA	TH	Other
145	1	BB	TRF-0016-15A	DULUTH TRANSIT AUTHORITY	SECT 5307: DULUTH DIAL-A-RIDE TRANSIT OPERATING ASSISTANCE	0.0	B9	OPERATE BUS	LF	626,621	0	0	0	0	626,621
146	1	BB	TRF-0016-15B	DULUTH TRANSIT AUTHORITY	SECT 5307: DULUTH TRANSIT OPERATING ASSISTANCE REGULAR ROUTE & PREVENTATIVE MAINTENANCE	0.0	B9	OPERATE BUS	FTA	11,111,340	0	0	1,300,000	0	9,811,340
147	1	BB	TRF-0016-15C	DULUTH TRANSIT AUTHORITY	SECT 5307: DULUTH TRANSIT CAPITAL	0.0	B9	BUS GRANT CAPITAL IMPROVEMENT	FTA	699,856	0	0	559,885	0	139,971
328	2	BB	TRF-0018-15A	EAST GRAND	SECT 5307: EAST GRAND FORKS DAR TRANSIT OPERATING ASSISTANCE	0.0	B9	OPERATE BUS	LF	76,000	0	0	0	0	76,000
329	2	BB	TRF-0018-15B	EAST GRAND	SECT 5307: EAST GRAND FORKS FIXED ROUTE TRANSIT OPERATING ASSISTANCE	0.0	B9	OPERATE BUS	FTA	270,000	0	0	101,000	0	169,000
330	2	BB	TRF-0018-15C	EAST GRAND	SECT 5307: EAST GRAND FORKS TRANSIT SHELTER	0.0	B9	BUS GRANT CAPITAL IMPROVEMENT	FTA	40,000	0	0	32,000	0	8,000
597	3	BB	TRF-0048-15A	METRO BUS	SECT 5307: ST. CLOUD DAR TRANSIT OPERATING ASSISTANCE	0.0	B9	OPERATE BUS	LF	3,000,000	0	0	0	0	3,000,000
598	3	BB	TRF-0048-15B	METRO BUS	SECT 5307: ST. CLOUD RR TRANSIT OPERATING ASSISTANCE	0.0	B9	OPERATE BUS	FTA	8,941,399	0	0	891,000	0	8,050,399
599	3	BB	TRF-0048-15D	METRO BUS	SECT 5307: TRANSIT CAPITAL PURCHASES OFFICE EQUIPMENT AND COMPUTERS	0.0	B9	BUS GRANT CAPITAL IMPROVEMENT	FTA	35,000	0	0	28,000	0	7,000
600	3	BB	TRF-0048-15E	METRO BUS	SECT 5307: TRANSIT CAPITAL PURCHASES MAINTENANCE TOOLS AND EQUIPMENT	0.0	B9	BUS GRANT CAPITAL IMPROVEMENT	FTA	10,000	0	0	8,000	0	2,000
601	3	BB	TRF-0048-15F	METRO BUS	SECT 5307: CAPITALIZED PREVENTIVE MAINTENANCE	0.0	B9	BUS GRANT CAPITAL IMPROVEMENT	FTA	1,052,091	0	0	841,673	0	210,418
603	3	BB	TRF-0048-15N	METRO BUS	SECT 5307: OPERATIONS CENTER MISC IMPROVEMENTS	0.0	B9	BUS GRANT CAPITAL IMPROVEMENT	FTA	150,000	0	0	120,000	0	30,000
605	3	BB	TRF-0048-15NS	METRO BUS	TRANSIT OPERATING ASSISTANCE, NORTHSTAR LINK COMMUTER BUS	0.0	B9	OPERATE BUS	FTA	500,000	0	0	100,000	0	400,000
606	3	BB	TRF-0048-15V	METRO BUS	SECT 5307: TRANSIT CAPITAL PURCHASE, BUS SHELTER TRANSIT AMENITY	0.0	B9	BUS GRANT CAPITAL IMPROVEMENT	FTA	20,000	0	0	16,000	0	4,000
607	3	BB	TRF-0048-15W	METRO BUS	SECT 5307: TRANSIT CAPITAL PURCHASE, ITS PROJECTS	0.0	B9	BUS GRANT CAPITAL IMPROVEMENT	FTA	25,000	0	0	20,000	0	5,000

Seq #	ATP	Route System	Project Number	Agency	Description	Miles	Program	Type of Work	Proposed Funds	Total	FHWA	AC	FTA	TH	Other
795	4	BB	TRF-0034-15A	MOORHEAD	SECT 5307: MOORHEAD DIAL-A-RIDE TRANSIT OPERATING ASSISTANCE	0.0	B9	OPERATE BUS	FTA	458,000	0	0	0	0	458,000
796	4	BB	TRF-0034-15B	MOORHEAD	SECT 5307: CITY OF MOORHEAD RR TRANSIT OPERATING ASSISTANCE	0.0	B9	OPERATE BUS	FTA	2,100,000	0	0	1,680,000	0	420,000
797	4	BB	TRF-0034-15C	MOORHEAD	SECT 5307: MOORHEAD PLANNING ASSISTANCE	0.0	B9	PLANNING	FTA	22,000	0	0	17,600	0	4,400
798	4	BB	TRF-0034-15D	MOORHEAD	SECT 5307: MOORHEAD PREVENTIVE MAINTENANCE	0.0	B9	PREVENTIVE MAINTENANCE	FTA	70,000	0	0	56,000	0	14,000
799	4	BB	TRF-0034-15E	MNDOT	CITY OF MOORHEAD, PURCHASE 1 BUS (CLASS 700)	0.0	B9	PURCHASE BUS	FTA	440,000	0	0	352,000	0	88,000
800	4	BB	TRF-0034-15F	MOORHEAD	CITY OF MOORHEAD, PURCHASE TWO SENIOR RIDE VANS	0.0	B9	PURCHASE BUS	FTA	50,000	0	0	40,000	0	10,000
1040	6	BB	TRF-0047-15A	ROCHESTER	SECT 5307: ROCHESTER DAR TRANSIT OPERATING ASSISTANCE	0.0	B9	OPERATE BUS	LF	841,716	0	0	0	0	841,716
1041	6	BB	TRF-0047-15B	ROCHESTER	SECT 5307: ROCHESTER RR TRANSIT OPERATING ASSISTANCE	0.0	B9	OPERATE BUS	FTA	6,976,257	0	0	1,735,856	0	5,240,401
1042	6	BB	TRF-0047-15C	ROCHESTER	SECT 5307: CONSTRUCT PARK & RIDE STRUCTURED PARKING	0.0	B9	OPERATE BUS	FTA	5,000,000	0	0	4,000,000	0	1,000,000
1047	6	BB	TRF-3780-15	LA CRESCENT	SECT 5307: LA CRESCENT TRANSIT OPERATING ASSISTANCE	0.0	B9	OPERATE BUS	FTA	330,900	0	0	94,000	0	236,900
1050	6	BB	TRS-0047-15A	ROCHESTER	ROCHESTER RR - PURCHASE 7 BUSES (CLASS 700)	0.0	B9	PURCHASE BUS	STP FTA	2,854,882	581,800	0	1,702,106	0	570,976
2019	M	BB	TRF-TCMT-15	MET COUNCIL-MT	SECT 5307: TWIN CITIES MET COUNCIL MT- ASSOCIATED CAPITAL MAINTENANCE-BUS	0.0	B9	BUS GRANT CAPITAL IMPROVEMENT	FTA	3,145,151	0	0	2,516,121	0	629,030
2020	M	BB	TRF-TCMT-15A	MET COUNCIL-MT	SECT 5307: TWIN CITIES MET COUNCIL MT- CAPITAL LEASE-TIRES	0.0	B9	PURCHASE BUS	FTA	2,370,283	0	0	1,896,226	0	474,057
2021	M	BB	TRF-TCMT-15B	MET COUNCIL-MT	SECT 5307: TWIN CITIES MET COUNCIL MT-BUS ACQUISITION	0.0	B9	PURCHASE BUS	FTA	35,165,430	0	0	28,132,344	0	7,033,086
2022	M	BB	TRF-TCMT-15C	MET COUNCIL-MT	SECT 5307: TWIN CITIES MET COUNCIL MT- PREVENTIVE MAINTENANCE	0.0	B9	BUS GRANT CAPITAL IMPROVEMENT	FTA	8,600,000	0	0	6,880,000	0	1,720,000
2023	M	BB	TRF-TCMT-15D	MET COUNCIL-MT	SECT 5307: TWIN CITIES MET COUNCIL MT- SECURITY/SAFETY FOR 1%	0.0	B9	BUS GRANT CAPITAL IMPROVEMENT	FTA	662,000	0	0	529,600	0	132,400
2024	M	BB	TRF-TCMT-15E	MET COUNCIL-MT	SECT 5307: TWIN CITIES MET COUNCIL MT- TRANSIT ENHANCEMENTS 1%	0.0	B9	BUS GRANT CAPITAL IMPROVEMENT	FTA	1,120,000	0	0	896,000	0	224,000

FTA SECTION 5307
Fiscal Year: 2015

STIP for FY 2012-2015

Seq #	ATP	Route System	Project Number	Agency	Description	Miles	Program	Type of Work	Proposed Funds	Total	FHWA	AC	FTA	TH	Other
2025	M	BB	TRF-TCMT-15F	MET COUNCIL-MT	SECT 5307: TWIN CITIES MET COUNCIL MT-TRANSIT BUSINESS COMPUTER HW & SW	0.0	B9	BUS GRANT CAPITAL IMPROVEMENT	FTA	1,176,000	0	0	940,800	0	235,200
2028	M	BB	TRF-TCMT-15J	MET COUNCIL-MT	SECT 5307: TWIN CITIES MET COUNCIL MT-FTH2	0.0	B9	BUS GRANT CAPITAL IMPROVEMENT	FTA	15,000,000	0	0	12,000,000	0	3,000,000
2029	M	BB	TRF-TCMT-15K	MET COUNCIL-MT	SECT 5307: TWIN CITIES MET COUNCIL MT-I35W AT LAKE ST BRT STATION	0.0	B9	BUS GRANT CAPITAL IMPROVEMENT	FTA	500,000	0	0	400,000	0	100,000
2030	M	BB	TRF-TCMT-15L	MET COUNCIL-MT	SECT 5307: TWIN CITIES MET COUNCIL MT-DOWNTOWN ST PAUL PASSENGER FACILITY IMPROVEMENTS	0.0	B9	BUS GRANT CAPITAL IMPROVEMENT	FTA	250,000	0	0	200,000	0	50,000
2031	M	BB	TRF-TCMT-15M	MET COUNCIL-MT	SECT 5307: TWIN CITIES MET COUNCIL MT-ENERGY IMPROVEMENT	0.0	B9	BUS GRANT CAPITAL IMPROVEMENT	FTA	1,000,000	0	0	800,000	0	200,000
2032	M	BB	TRF-TCMT-15N	MET COUNCIL-MT	SECT 5307: TWIN CITIES MET COUNCIL MT-OPERATIONS COMMUNICATIONS & CONTROL CAPITAL EQUIPMENT, HARDWARE & SOFTWARE REPLACEMENT & EXPANSION	0.0	B9	BUS GRANT CAPITAL IMPROVEMENT	FTA	430,000	0	0	344,000	0	86,000
2034	M	BB	TRF-TCMT-15Q	MET COUNCIL-MT	SECT 5307: TWIN CITIES MET COUNCIL MT-FARE COLLECTION CAPITAL EQUIPMENT, HARDWARE & SOFTWARE REPLACEMENT & EXPANSION	0.0	B9	BUS GRANT CAPITAL IMPROVEMENT	FTA	2,475,000	0	0	1,980,000	0	495,000
2035	M	BB	TRF-TCMT-15R	MET COUNCIL-MTS	SECT 5307: TWIN CITIES MET COUNCIL MTS-VANGO CAP COST OF CONTRACTING	0.0	B9	BUS GRANT CAPITAL IMPROVEMENT	FTA	625,000	0	0	500,000	0	125,000
2036	M	BB	TRF-TCMT-15S	MET COUNCIL-MTS	SECT 5307: TWIN CITIES MET COUNCIL MTS-METRO MOBILITY CAPITAL COST OF CONTRACTING FOR SERVICES	0.0	B9	BUS GRANT CAPITAL IMPROVEMENT	FTA	5,312,500	0	0	4,250,000	0	1,062,500
2037	M	BB	TRF-TCMT-15T	MET COUNCIL-MTS	SECT 5307: TWIN CITIES MET COUNCIL MTS-REGIONAL FLEET CAPITAL COST OF CONTRACTING	0.0	B9	BUS GRANT CAPITAL IMPROVEMENT	FTA	3,125,000	0	0	2,500,000	0	625,000
2038	M	BB	TRF-TCMT-15U	MET COUNCIL-MTS	SECT 5307: TWIN CITIES MET COUNCIL MTS-MTS BUS ACQUISITION	0.0	B9	PURCHASE BUS	FTA	10,000,000	0	0	8,000,000	0	2,000,000
2039	M	BB	TRF-TCMT-15V	MET COUNCIL-MTS	SECT 5307: TWIN CITIES MET COUNCIL MTS-PREVENTIVE MAINTENANCE - SWT	0.0	B9	BUS GRANT CAPITAL IMPROVEMENT	FTA	600,000	0	0	480,000	0	120,000
2040	M	BB	TRF-TCMT-15W	MET COUNCIL-MTS	SECT 5307: TWIN CITIES MET COUNCIL MTS-COP PAYMENT FOR EAGAN BUS GARAGE EXPANSION - MVTA	0.0	B9	BUS GRANT CAPITAL IMPROVEMENT	FTA	500,000	0	0	400,000	0	100,000
2041	M	BB	TRF-TCMT-15X	MET COUNCIL-MTS	SECT 5307: TWIN CITIES MET COUNCIL U OF M-U OF MN BUS ACQUISITION	0.0	B9	PURCHASE BUS	FTA	375,000	0	0	300,000	0	75,000

Seq #	ATP	Route System	Project Number	Agency	Description	Miles	Program	Type of Work	Proposed Funds	Total	FHWA	AC	FTA	TH	Other
									\$138,132,426		\$581,800	\$0	\$87,640,211	\$0	\$49,910,415

Seq #	ATP	Route System	Project Number	Agency	Description	Miles	Program	Type of Work	Proposed Funds	Total	FHWA	AC	FTA	TH	Other
366	3	BB	TRF-0048-12AD	METRO BUS	SECT 5309: OFFICE AND TRAINING CENTER ADDITION	0.0	B3	BUS GRANT CAPITAL IMPROVEMENT	FTA	1,250,000	0	0	1,000,000	0	250,000
372	3	BB	TRF-0048-12L	METRO BUS	SECT 5309: OPERATIONS CENTER VEHICLE STORAGE ADDITION	0.0	B3	BUS GRANT CAPITAL IMPROVEMENT	FTA	1,250,000	0	0	1,000,000	0	250,000
379	3	BB	TRF-0048-12X	METRO BUS	SECT 5309: TRANSIT CAPITAL PURCHASE, CNG FUELING STATION	0.0	B3	PURCHASE BUS	FTA	1,500,000	0	0	1,200,000	0	300,000
1485	M	BB	CCLRT-11	MET TRANSIT	SECT 5309: CENTRAL CORRIDOR LIGHT RAIL TRANSIT PROJECT-NEW START FFGA 2011 APPROPRIATION	0.0	B3	GRADE AND SURFACE	FTA	201,432,891	0	0	45,000,000	0	156,432,891
1486	M	BB	CCLRT-12	MET TRANSIT	SECT 5309: CENTRAL CORRIDOR LIGHT RAIL TRANSIT PROJECT-NEW START FFGA 2012 APPROPRIATION	0.0	B3	GRADE AND SURFACE	FTA	215,443,327	0	0	98,443,694	0	116,999,633
1514	M	BB	TRF-TCMT-12N	MET COUNCIL-MT	SECT 5309: FIXED GUIDEWAY: TWIN CITIES MET COUNCIL MT-LRT ASSOCIATED CAPITAL MAINTENANCE	0.0	B3	BUS GRANT CAPITAL IMPROVEMENT	FTA	925,000	0	0	740,000	0	185,000
1522	M	BB	TRF-TCMT-12X	MET COUNCIL-MT	SECT 5309: TWIN CITIES MET COUNCIL MT-OVERHAUL LIGHT RAIL VEHICLES & ASSOCIATED LRV EQUIPMENT	0.0	B3	BUS GRANT CAPITAL IMPROVEMENT	FTA	3,350,000	0	0	2,680,000	0	670,000
										\$425,151,218	\$0	\$0	\$150,063,694	\$0	\$275,087,524

Seq #	ATP	Route System	Project Number	Agency	Description	Miles	Program	Type of Work	Proposed Funds	Total	FHWA	AC	FTA	TH	Other
475	3	BB	TRF-0048-13EE	METRO BUS	SECT 5309: ST CLOUD TRANSIT CAPITAL PURCHASES, 18 LARGE BUSES	0.0	B3	PURCHASE BUS	FTA	8,100,000	0	0	6,480,000	0	1,620,000
1714	M	BB	CCLRT-13	MET TRANSIT	SECT 5309: CENTRAL CORRIDOR LIGHT RAIL TRANSIT PROJECT-NEW START FFGA 2013 APPROPRIATION	0.0	B3	GRADE AND SURFACE	FTA	114,443,694	0	0	98,443,694	0	16,000,000
1725	M	BB	TRF-TCMT-13AH	MET COUNCIL-MT	SECT 5309: TWIN CITIES MET COUNCIL MT-HIAWATHA LRT POSITIVE TRAIN CONTROL SYSTEM	0.0	B3	BUS GRANT CAPITAL IMPROVEMENT	FTA	3,000,000	0	0	2,400,000	0	600,000
1728	M	BB	TRF-TCMT-13AL	MET COUNCIL-MT	SECT 5309: TWIN CITIES MET COUNCIL MT-OVERHAUL LIGHT RAIL VEHICLES & ASSOCIATED LRV EQUIPMENT	0.0	B3	BUS GRANT CAPITAL IMPROVEMENT	FTA	2,250,000	0	0	1,800,000	0	450,000
1741	M	BB	TRF-TCMT-13P	MET COUNCIL-MT	SECT 5309: FIXED GUIDEWAY: TWIN CITIES MET COUNCIL MT-LRT ASSOCIATED CAPITAL MAINTENANCE	0.0	B3	BUS GRANT CAPITAL IMPROVEMENT	FTA	975,000	0	0	780,000	0	195,000
1742	M	BB	TRF-TCMT-13Q	MET COUNCIL-MT	SECT 5309: TWIN CITIES MET COUNCIL MT-COMMUTER RAIL VEHICLE	0.0	B3	BUS GRANT CAPITAL IMPROVEMENT	FTA	3,000,000	0	0	2,400,000	0	600,000
1743	M	BB	TRF-TCMT-13R	MET COUNCIL-MT	SECT 5309: FIXED GUIDEWAY: TWIN CITIES MET COUNCIL MT-LRVs	0.0	B3	BUS GRANT CAPITAL IMPROVEMENT	FTA	13,300,000	0	0	10,640,000	0	2,660,000
										\$145,068,694	\$0	\$0	\$122,943,694	\$0	\$22,125,000

Seq #	ATP	Route System	Project Number	Agency	Description	Miles	Program	Type of Work	Proposed Funds	Total	FHWA	AC	FTA	TH	Other
539	3	BB	TRF-0048-14EE	METRO BUS	SECT 5309: ST CLOUD TRANSIT CAPITAL PURCHASES, 5 LARGE BUSES	0.0	B3	PURCHASE BUS	FTA	2,250,000	0	0	1,800,000	0	450,000
1887	M	BB	CCLRT-14	MET TRANSIT	SECT 5309: CENTRAL CORRIDOR LIGHT RAIL TRANSIT PROJECT-NEW START FFGA 2014 APPROPRIATION	0.0	B3	GRADE AND SURFACE	FTA	117,564,590	0	0	98,443,694	0	19,120,896
1892	M	BB	TRF-TCMT-14AB	MET COUNCIL-MT	SECT 5309: TWIN CITIES MET COUNCIL MT-OVERHAUL LIGHT RAIL VEHICLES & ASSOCIATED LRV EQUIPMENT	0.0	B3	BUS GRANT CAPITAL IMPROVEMENT	FTA	650,000	0	0	520,000	0	130,000
1906	M	BB	TRF-TCMT-14Q	MET COUNCIL-MT	SECT 5309: FIXED GUIDEWAY: TWIN CITIES MET COUNCIL MT-LRT ASSOCIATED CAPITAL MAINTENANCE	0.0	B3	BUS GRANT CAPITAL IMPROVEMENT	FTA	870,000	0	0	696,000	0	174,000
1907	M	BB	TRF-TCMT-14R	MET COUNCIL-MT	SECT 5309: FIXED GUIDEWAY: TWIN CITIES MET COUNCIL MT-LRVs	0.0	B3	BUS GRANT CAPITAL IMPROVEMENT	FTA	13,300,000	0	0	10,640,000	0	2,660,000
										\$134,634,590	\$0	\$0	\$112,099,694	\$0	\$22,534,896

Seq #	ATP	Route System	Project Number	Agency	Description	Miles	Program	Type of Work	Proposed Funds	Total	FHWA	AC	FTA	TH	Other
2017	M	BB	CCLRT-15	MET TRANSIT	SECT 5309: CENTRAL CORRIDOR LIGHT RAIL TRANSIT PROJECT-NEW START FFGA 2015 APPROPRIATION	0.0	B3	GRADE AND SURFACE	FTA	98,443,694	0	0	98,443,694	0	0
2026	M	BB	TRF-TCMT-15G	MET COUNCIL-MT	SECT 5309: FIXED GUIDEWAY: TWIN CITIES MET COUNCIL MT-LRT ASSOCIATED CAPITAL MAINTENANCE	0.0	B3	BUS GRANT CAPITAL IMPROVEMENT	FTA	720,000	0	0	576,000	0	144,000
2027	M	BB	TRF-TCMT-15H	MET COUNCIL-MT	SECT 5309: FIXED GUIDEWAY: TWIN CITIES MET COUNCIL MT-LRVs	0.0	B3	BUS GRANT CAPITAL IMPROVEMENT	FTA	13,300,000	0	0	10,640,000	0	2,660,000
2033	M	BB	TRF-TCMT-15P	MET COUNCIL-MT	SECT 5309: TWIN CITIES MET COUNCIL MT-OVERHAUL LIGHT RAIL VEHICLES & ASSOCIATED LRV EQUIPMENT	0.0	B3	BUS GRANT CAPITAL IMPROVEMENT	FTA	650,000	0	0	520,000	0	130,000
										\$113,113,694	\$0	\$0	\$110,179,694	\$0	\$2,934,000

Seq #	ATP	Route System	Project Number	Agency	Description	Miles	Program	Type of Work	Proposed Funds	Total	FHWA	AC	FTA	TH	Other
1	1	BB	TRF-0005-12	MNDOT	SECT 5311: AEOA TRANSIT OPERATING ASSISTANCE	0.0	OB	OPERATE BUS	FTA	5,075,648	0	0	1,882,000	0	3,193,648
8	1	BB	TRF-0022-12	MNDOT	SECT 5311: HIBBING TRANSIT OPERATING ASSISTANCE	0.0	OB	OPERATE BUS	FTA	257,125	0	0	74,200	0	182,925
187	2	BB	TRF-0006-12	MNDOT	SECT 5311: PAUL BUNYAN TRANSIT OPERATING ASSISTANCE	0.0	OB	OPERATE BUS	FTA	877,364	0	0	228,808	0	648,556
190	2	BB	TRF-0058-12	MNDOT	SECT 5311: TRI-VALLEY TRANSIT OPERATING ASSISTANCE	0.0	OB	OPERATE BUS	FTA	917,679	0	0	264,328	0	653,351
193	2	BB	TRF-1010-12	MNDOT	SECT 5311: HUBBARD CO TRANSIT OPERATING ASSISTANCE	0.0	OB	OPERATE BUS	FTA	307,661	0	0	79,328	0	228,333
194	2	BB	TRF-2487-12	MNDOT	SECT 5311: CITY OF FOSSTON TRANSIT OPERATING ASSISTANCE	0.0	OB	OPERATE BUS	FTA	83,281	0	0	23,791	0	59,490
195	2	BB	TRF-3084-12	MNDOT	SECT 5311: ROSEAU CO TRANSIT OPERATING ASSISTANCE	0.0	OB	OPERATE BUS	FTA	317,315	0	0	90,687	0	226,628
196	2	BB	TRF-8819-12	MNDOT	SECT 5311: RED LAKE RESERVATION TRANSIT OPERATING ASSISTANCE	0.0	OB	OPERATE BUS	FTA	185,445	0	0	83,150	0	102,295
364	3	BB	TRF-0042-12	MNDOT	SECT 5311: CITY OF PINE RIVER TRANSIT OPERATING ASSISTANCE	0.0	OB	OPERATE BUS	FTA	79,195	0	0	24,850	0	54,345
380	3	BB	TRF-0055-12	MNDOT	SECT 5311: RIVER RIDER TRANSIT OPERATING ASSISTANCE	0.0	OB	OPERATE BUS	FTA	894,795	0	0	238,000	0	656,795
381	3	BB	TRF-0057-12	MNDOT	SECT 5311: TRI-CAP TRANSIT OPERATING ASSISTANCE	0.0	OB	OPERATE BUS	FTA	1,013,073	0	0	290,500	0	722,573
384	3	BB	TRF-3449-12	MNDOT	SECT 5311: CROW WING CO/CITY OF BRAINERD TRANSIT OPERATING ASSISTANCE	0.0	OB	OPERATE BUS	FTA	805,316	0	0	225,400	0	579,916
385	3	BB	TRF-7068-12	MNDOT	SECT 5311: ISANTI COUNTY TRANSIT OPERATING ASSISTANCE	0.0	OB	OPERATE BUS	FTA	952,391	0	0	255,150	0	697,241
386	3	BB	TRF-7077-12	MNDOT	SECT 5311: TIMBER TRAILS TRANSIT OPERATING ASSISTANCE	0.0	OB	OPERATE BUS	FTA	523,507	0	0	149,450	0	374,057
387	3	BB	TRF-9018-12	MNDOT	SECT 5311: WADENA CO OPERATING ASSISTANCE	0.0	OB	OPERATE BUS	FTA	378,488	0	0	110,600	0	267,888
659	4	BB	TRF-0007-12	MNDOT	SECT 5311: CITY OF BENSON TRANSIT OPERATING ASSISTANCE	0.0	OB	OPERATE BUS	FTA	171,000	0	0	136,800	0	34,200
665	4	BB	TRF-0035-12	MNDOT	SECT 5311: CITY OF MORRIS TRANSIT OPERATING ASSISTANCE	0.0	OB	OPERATE BUS	FTA	402,000	0	0	322,000	0	80,000
666	4	BB	TRF-1131-12	MNDOT	SECT 5311: PRODUCTIVE ALTERNATIVES TRANSIT OPERATING ASSISTANCE	0.0	OB	OPERATE BUS	FTA	970,000	0	0	824,500	0	145,500

Seq #	ATP	Route System	Project Number	Agency	Description	Miles	Program	Type of Work	Proposed Funds	Total	FHWA	AC	FTA	TH	Other
667	4	BB	TRF-2490-12	MNDOT	SECT 5311: MAHNOMEN COUNTY TRANSIT OPERATING ASSISTANCE	0.0	OB	OPERATE BUS	FTA	180,000	0	0	153,000	0	27,000
668	4	BB	TRF-7067-12	MNDOT	SECT 5311: RAINBOW RIDER TRANSIT OPERATING ASSISTANCE	0.0	OB	OPERATE BUS	FTA	1,413,000	0	0	1,201,050	0	211,950
669	4	BB	TRF-7318-12	MNDOT	SECT 5311: BECKER COUNTY TRANSIT OPERATING ASSISTANCE	0.0	OB	OPERATE BUS	FTA	343,000	0	0	291,550	0	51,450
836	6	BB	TRF-0001-12	MN/DOT	SECT 5311: CEDAR VALLEY TRANSIT OPERATING ASSISTANCE	0.0	OB	OPERATE BUS	FTA	262,500	0	0	65,625	0	196,875
837	6	BB	TRF-0020-12	MN/DOT	SECT 5311: CITY OF FARIBAULT TRANSIT OPERATING ASSISTANCE	0.0	OB	OPERATE BUS	FTA	173,250	0	0	50,243	0	123,007
838	6	BB	TRF-0039-12	MN/DOT	SECT 5311: CITY OF NORTHFIELD TRANSIT OPERATING ASSISTANCE	0.0	OB	OPERATE BUS	FTA	358,050	0	0	107,415	0	250,635
843	6	BB	TRF-0065-12	MN/DOT	SECT 5311: CITY OF WINONA TRANSIT OPERATING ASSISTANCE	0.0	OB	OPERATE BUS	FTA	506,100	0	0	126,525	0	379,575
844	6	BB	TRF-1977-12	MN/DOT	SECT 5311: SEMCAC TRANSIT OPERATING ASSISTANCE	0.0	OB	OPERATE BUS	FTA	242,550	0	0	65,489	0	177,061
845	6	BB	TRF-2497-12	MN/DOT	SECT 5311: CITY OF STEWARTVILLE TRANSIT OPERATING ASSISTANCE	0.0	OB	OPERATE BUS	FTA	73,500	0	0	19,110	0	54,390
846	6	BB	TRF-3342-12	MN/DOT	SECT 5311: STEELE CO TRANSIT OPERATING ASSISTANCE	0.0	OB	OPERATE BUS	FTA	430,500	0	0	116,235	0	314,265
848	6	BB	TRF-7071-12	MN/DOT	SECT 5311: AMCAT TRANSIT OPERATING ASSISTANCE	0.0	OB	OPERATE BUS	FTA	562,800	0	0	129,444	0	433,356
849	6	BB	TRF-7284-12	MN/DOT	SECT 5311: THREE RIVERS TRANSIT OPERATING ASSISTANCE	0.0	OB	OPERATE BUS	FTA	1,000,650	0	0	280,182	0	720,468
1089	7	BB	TRF-0014-12	MNDOT	SECT 5311: COTTONWOOD CO TRANSIT OPERATING ASSISTANCE	0.0	OB	OPERATE BUS	FTA	127,534	0	0	33,950	0	93,584
1093	7	BB	TRF-0025-12	MNDOT	SECT 5311: CITY OF LE SUEUR TRANSIT OPERATING ASSISTANCE	0.0	OB	OPERATE BUS	FTA	384,376	0	0	224,213	0	160,163
1094	7	BB	TRF-0028-12	MNDOT	SECT 5311: CITY OF MANKATO TRANSIT OPERATING ASSISTANCE	0.0	OB	OPERATE BUS	FTA	1,368,934	0	0	460,500	0	908,434
1095	7	BB	TRF-0046-12	MNDOT	SECT 5311: MARTIN CO TRANSIT OPERATING ASSISTANCE	0.0	OB	OPERATE BUS	FTA	553,333	0	0	144,200	0	409,133
1096	7	BB	TRF-0083-12	MNDOT	SECT 5311: WATONWAN CO TRANSIT OPERATING ASSISTANCE	0.0	OB	OPERATE BUS	FTA	240,669	0	0	59,150	0	181,519
1097	7	BB	TRF-0280-12	MNDOT	SECT 5311: BROWN CO TRANSIT OPERATING ASSISTANCE	0.0	OB	OPERATE BUS	FTA	609,901	0	0	172,550	0	437,351

Seq #	ATP	Route System	Project Number	Agency	Description	Miles	Program	Type of Work	Proposed Funds	Total	FHWA	AC	FTA	TH	Other
1098	7	BB	TRF-2494-12	MNDOT	SECT 5311: SMOC/NOBLES TRANSIT OPERATING ASSISTANCE	0.0	OB	OPERATE BUS	FTA	313,693	0	0	78,750	0	234,943
1099	7	BB	TRF-2496-12	MNDOT	SECT 5311: CITY OF ST PETER TRANSIT OPERATING ASSISTANCE	0.0	OB	OPERATE BUS	FTA	272,553	0	0	69,300	0	203,253
1100	7	BB	TRF-3274-12	MNDOT	SECT 5311: FARIBAULT CO TRANSIT OPERATING ASSISTANCE	0.0	OB	OPERATE BUS	FTA	172,788	0	0	49,000	0	123,788
1101	7	BB	TRF-3331-12	MNDOT	SECT 5311: ROCK CO TRANSIT OPERATING ASSISTANCE	0.0	OB	OPERATE BUS	FTA	323,978	0	0	81,550	0	242,428
1299	8	BB	TRF-0026-12	MNDOT	SECT 5311: LINCOLN CO TRANSIT OPERATING ASSISTANCE	0.0	OB	OPERATE BUS	FTA	185,445	0	0	55,426	0	130,019
1300	8	BB	TRF-0032-12	MNDOT	SECT 5311: CITY OF MONTEVIDEO TRANSIT OPERATING ASSISTANCE	0.0	OB	OPERATE BUS	FTA	129,430	0	0	28,490	0	100,940
1301	8	BB	TRF-1738-12	MNDOT	SECT 5311: PRAIRIE FIVE CAC TRANSIT OPERATING ASSISTANCE	0.0	OB	OPERATE BUS	FTA	697,754	0	0	181,189	0	516,565
1302	8	BB	TRF-2387-12	MNDOT	SECT 5311: WESTERN COMMUNITY ACTION, INC TRANSIT OPERATING ASSISTANCE	0.0	OB	OPERATE BUS	FTA	1,288,994	0	0	283,050	0	1,005,944
1303	8	BB	TRF-2486-12	MNDOT	SECT 5311: CITY OF DAWSON TRANSIT OPERATING ASSISTANCE	0.0	OB	OPERATE BUS	FTA	78,719	0	0	20,535	0	58,184
1304	8	BB	TRF-2488-12	MNDOT	SECT 5311: CITY OF GRANITE FALLS TRANSIT OPERATING ASSISTANCE	0.0	OB	OPERATE BUS	FTA	100,573	0	0	25,826	0	74,747
1305	8	BB	TRF-3312-12	MNDOT	SECT 5311: MEEKER CO TRANSIT OPERATING ASSISTANCE	0.0	OB	OPERATE BUS	FTA	427,543	0	0	52,910	0	374,633
1306	8	BB	TRF-3316-12	MNDOT	SECT 5311: PIPESTONE CO TRANSIT OPERATING ASSISTANCE	0.0	OB	OPERATE BUS	FTA	346,384	0	0	94,905	0	251,479
1307	8	BB	TRF-3325-12	MNDOT	SECT 5311: MURRAY CO TRANSIT OPERATING ASSISTANCE	0.0	OB	OPERATE BUS	FTA	94,102	0	0	27,269	0	66,833
1308	8	BB	TRF-3339-12	MNDOT	SECT 5311: RENVILLE CO TRANSIT OPERATING ASSISTANCE	0.0	OB	OPERATE BUS	FTA	330,470	0	0	69,005	0	261,465
1309	8	BB	TRF-7311-12	MNDOT	SECT 5311: TRAILBLAZER TRANSIT OPERATING ASSISTANCE	0.0	OB	OPERATE BUS	FTA	1,172,295	0	0	297,850	0	874,445
1311	8	BB	TRF-7340-12	MNDOT	SECT 5311: KANDIYOHI CO TRANSIT OPERATING ASSISTANCE	0.0	OB	OPERATE BUS	FTA	1,113,945	0	0	318,200	0	795,745
1487	M	BB	TRF-0031-12	MnDOT	SECT 5311: METROPOLITAN COUNCIL RURAL TRANSIT OPERATING ASSISTANCE	0.0	OB	OPERATE BUS	FTA	4,223,000	0	0	1,028,600	0	3,194,400
2146	C	BB	TRF-4005-11	MNDOT	SECT 5311 (F) JEFFERSON LINES, PURCHASE MID-SIZE BUS AT 80%	0.0	OB	OPERATE BUS	FTA	250,000	0	0	200,000	0	50,000

Seq #	ATP	Route System	Project Number	Agency	Description	Miles	Program	Type of Work	Proposed Funds	Total	FHWA	AC	FTA	TH	Other
2147	C	BB	TRF-4005-11A	MNDOT	SECT 5311 (F): JEFFERSON LINES, CAPITAL VEHICLE REHAB AT 80%	0.0	OB	OPERATE BUS	FTA	100,000	0	0	80,000	0	20,000
2148	C	BB	TRF-4005-11B	MNDOT	SECT 5311 (F): JEFFERSON LINES, MARKETING PROJECT 80% OF TOTAL COST	0.0	OB	OPERATE BUS	FTA	425,825	0	0	340,660	0	85,165
2149	C	BB	TRF-4005-11C	MNDOT	SECT 5311 (F): JEFFERSON LINES, PROVIDE 50% OF OPERATING ASSISTANCE	0.0	OB	OPERATE BUS	FTA	1,474,980	0	0	319,382	0	1,155,598
2150	C	BB	TRF-4005-11D	MNDOT	SECT 5311 (f): JEFFERSON LINES, PROVIDE 100% OF OPERATING ASSISTANCE	0.0	OB	OPERATE BUS	FTA	977,549	0	0	614,122	0	363,427
2151	C	BB	TRF-9047-11	MNDOT	SECT 5311 (f): BLUE EARTH BLUE SKY LLC COMPANY DBA LAND TO AIR EXPRESS, PILOT PROJECT, 100% OF DEFICIT	0.0	OB	OPERATE BUS	FTA	323,537	0	0	121,327	0	202,210
2152	C	BB	TRF-9047-11A	MNDOT	SECT 5311 (f): BLUE EARTH BLUE SKY LLC COMPANY DBA LAND TO AIR EXPRESS, MARKETING ASSISTANCE AT 80%	0.0	OB	OPERATE BUS	FTA	63,000	0	0	50,400	0	12,600
										\$37,928,487	\$0	\$0	\$13,491,719	\$0	\$24,436,768

Seq #	ATP	Route System	Project Number	Agency	Description	Miles	Program	Type of Work	Proposed Funds	Total	FHWA	AC	FTA	TH	Other
56	1	BB	TRF-0005-13	MNDOT	SECT 5311: AEOA TRANSIT OPERATING ASSISTANCE	0.0	OB	OPERATE BUS	FTA	5,220,303	0	0	1,882,000	0	3,338,303
63	1	BB	TRF-0022-13	MNDOT	SECT 5311: HIBBING TRANSIT OPERATING ASSISTANCE	0.0	OB	OPERATE BUS	FTA	264,453	0	0	74,200	0	190,253
239	2	BB	TRF-0006-13	MNDOT	SECT 5311: PAUL BUNYAN TRANSIT OPERATING ASSISTANCE	0.0	OB	OPERATE BUS	FTA	903,685	0	0	228,808	0	674,877
243	2	BB	TRF-0058-13	MNDOT	SECT 5311: TRI-VALLEY TRANSIT OPERATING ASSISTANCE	0.0	OB	OPERATE BUS	FTA	945,209	0	0	264,328	0	680,881
246	2	BB	TRF-1010-13	MNDOT	SECT 5311: HUBBARD CO TRANSIT OPERATING ASSISTANCE	0.0	OB	OPERATE BUS	FTA	316,891	0	0	79,328	0	237,563
247	2	BB	TRF-2487-13	MNDOT	SECT 5311: CITY OF FOSSTON TRANSIT OPERATING ASSISTANCE	0.0	OB	OPERATE BUS	FTA	85,779	0	0	23,791	0	61,988
248	2	BB	TRF-3084-13	MNDOT	SECT 5311: ROSEAU CO TRANSIT OPERATING ASSISTANCE	0.0	OB	OPERATE BUS	FTA	326,835	0	0	90,687	0	236,148
249	2	BB	TRF-8819-13	MNDOT	SECT 5311: RED LAKE RESERVATION TRANSIT OPERATING ASSISTANCE	0.0	OB	OPERATE BUS	FTA	191,009	0	0	83,150	0	107,859
470	3	BB	TRF-0042-13	MNDOT	SECT 5311: CITY OF PINE RIVER TRANSIT OPERATING ASSISTANCE	0.0	OB	OPERATE BUS	FTA	81,452	0	0	24,850	0	56,602
484	3	BB	TRF-0055-13	MNDOT	SECT 5311: RIVER RIDER TRANSIT OPERATING ASSISTANCE	0.0	OB	OPERATE BUS	FTA	920,297	0	0	238,000	0	682,297
485	3	BB	TRF-0057-13	MNDOT	SECT 5311: TRI-CAP TRANSIT OPERATING ASSISTANCE	0.0	OB	OPERATE BUS	FTA	1,041,945	0	0	290,500	0	751,445
488	3	BB	TRF-3449-13	MNDOT	SECT 5311: CROW WING CO/CITY OF BRAINERD TRANSIT OPERATING ASSISTANCE	0.0	OB	OPERATE BUS	FTA	828,267	0	0	225,400	0	602,867
489	3	BB	TRF-7068-13	MNDOT	SECT 5311: ISANTI/CHISAGO TRANSIT OPERATING ASSISTANCE	0.0	OB	OPERATE BUS	FTA	979,534	0	0	255,150	0	724,384
490	3	BB	TRF-7077-13	MNDOT	SECT 5311: TIMBER TRAILS TRANSIT OPERATING ASSISTANCE	0.0	OB	OPERATE BUS	FTA	538,426	0	0	149,450	0	388,976
491	3	BB	TRF-9018-13	MNDOT	SECT 5311: WADENA CO OPERATING ASSISTANCE	0.0	OB	OPERATE BUS	FTA	389,275	0	0	110,600	0	278,675
714	4	BB	TRF-0007-13	MNDOT	SECT 5311: CITY OF BENSON TRANSIT OPERATING ASSISTANCE	0.0	OB	OPERATE BUS	FTA	176,000	0	0	141,000	0	35,000
722	4	BB	TRF-0035-13	MNDOT	SECT 5311: CITY OF MORRIS TRANSIT OPERATING ASSISTANCE	0.0	OB	OPERATE BUS	FTA	414,000	0	0	331,000	0	83,000
723	4	BB	TRF-1131-13	MNDOT	SECT 5311: PRODUCTIVE ALTERNATIVES TRANSIT OPERATING ASSISTANCE	0.0	OB	OPERATE BUS	FTA	1,000,000	0	0	850,000	0	150,000

Seq #	ATP	Route System	Project Number	Agency	Description	Miles	Program	Type of Work	Proposed Funds	Total	FHWA	AC	FTA	TH	Other
724	4	BB	TRF-2490-13	MNDOT	SECT 5311: MAHNOMEN COUNTY TRANSIT OPERATING ASSISTANCE	0.0	OB	OPERATE BUS	FTA	185,000	0	0	157,250	0	27,750
725	4	BB	TRF-7067-13	MNDOT	SECT 5311: RAINBOW RIDER TRANSIT OPERATING ASSISTANCE	0.0	OB	OPERATE BUS	FTA	1,457,000	0	0	1,238,450	0	218,550
726	4	BB	TRF-7318-13	MNDOT	SECT 5311: BECKER COUNTY TRANSIT OPERATING ASSISTANCE	0.0	OB	OPERATE BUS	FTA	353,000	0	0	300,050	0	52,950
919	6	BB	TRF-0001-13	MN/DOT	SECT 5311: CEDAR VALLEY TRANSIT OPERATING ASSISTANCE	0.0	OB	OPERATE BUS	FTA	275,625	0	0	66,150	0	209,475
920	6	BB	TRF-0020-13	MN/DOT	SECT 5311: CITY OF FARIBAULT TRANSIT OPERATING ASSISTANCE	0.0	OB	OPERATE BUS	FTA	181,913	0	0	52,755	0	129,158
921	6	BB	TRF-0039-13	MN/DOT	SECT 5311: CITY OF NORTHFIELD TRANSIT OPERATING ASSISTANCE	0.0	OB	OPERATE BUS	FTA	375,953	0	0	112,786	0	263,167
926	6	BB	TRF-0065-13	MN/DOT	SECT 5311: CITY OF WINONA TRANSIT OPERATING ASSISTANCE	0.0	OB	OPERATE BUS	FTA	531,405	0	0	132,851	0	398,554
927	6	BB	TRF-1977-13	MN/DOT	SECT 5311: SEMCAC TRANSIT OPERATING ASSISTANCE	0.0	OB	OPERATE BUS	FTA	254,678	0	0	68,763	0	185,915
928	6	BB	TRF-2497-13	MN/DOT	SECT 5311: CITY OF STEWARTVILLE TRANSIT OPERATING ASSISTANCE	0.0	OB	OPERATE BUS	FTA	77,175	0	0	20,066	0	57,109
929	6	BB	TRF-3342-13	MN/DOT	SECT 5311: STEELE CO TRANSIT OPERATING ASSISTANCE	0.0	OB	OPERATE BUS	FTA	452,025	0	0	122,047	0	329,978
931	6	BB	TRF-7071-13	MN/DOT	SECT 5311: AMCAT TRANSIT OPERATING ASSISTANCE	0.0	OB	OPERATE BUS	FTA	590,940	0	0	135,916	0	455,024
932	6	BB	TRF-7284-13	MN/DOT	SECT 5311: THREE RIVERS TRANSIT OPERATING ASSISTANCE	0.0	OB	OPERATE BUS	FTA	1,050,683	0	0	294,191	0	756,492
1160	7	BB	TRF-0014-13	MNDOT	SECT 5311: COTTONWOOD CO TRANSIT OPERATING ASSISTANCE	0.0	OB	OPERATE BUS	FTA	131,169	0	0	33,950	0	97,219
1164	7	BB	TRF-0025-13	MNDOT	SECT 5311: CITY OF LE SUEUR TRANSIT OPERATING ASSISTANCE	0.0	OB	OPERATE BUS	FTA	230,603	0	0	64,050	0	166,553
1165	7	BB	TRF-0028-13	MNDOT	SECT 5311: CITY OF MANKATO TRANSIT OPERATING ASSISTANCE	0.0	OB	OPERATE BUS	FTA	1,407,948	0	0	460,500	0	947,448
1166	7	BB	TRF-0046-13	MNDOT	SECT 5311: MARTIN CO TRANSIT OPERATING ASSISTANCE	0.0	OB	OPERATE BUS	FTA	569,103	0	0	144,200	0	424,903
1167	7	BB	TRF-0083-13	MNDOT	SECT 5311: WATONWAN CO TRANSIT OPERATING ASSISTANCE	0.0	OB	OPERATE BUS	FTA	247,528	0	0	59,150	0	188,378
1168	7	BB	TRF-0280-13	MNDOT	SECT 5311: BROWN CO TRANSIT OPERATING ASSISTANCE	0.0	OB	OPERATE BUS	FTA	627,283	0	0	172,550	0	454,733

Seq #	ATP	Route System	Project Number	Agency	Description	Miles	Program	Type of Work	Proposed Funds	Total	FHWA	AC	FTA	TH	Other
1169	7	BB	TRF-2494-13	MNDOT	SECT 5311: SMOC/NOBLES TRANSIT OPERATING ASSISTANCE	0.0	OB	OPERATE BUS	FTA	322,633	0	0	78,750	0	243,883
1170	7	BB	TRF-2496-13	MNDOT	SECT 5311: CITY OF ST PETER TRANSIT OPERATING ASSISTANCE	0.0	OB	OPERATE BUS	FTA	280,320	0	0	69,300	0	211,020
1171	7	BB	TRF-3274-13	MNDOT	SECT 5311: FARIBAULT CO TRANSIT OPERATING ASSISTANCE	0.0	OB	OPERATE BUS	FTA	177,712	0	0	49,000	0	128,712
1172	7	BB	TRF-3331-13	MNDOT	SECT 5311: ROCK CO TRANSIT OPERATING ASSISTANCE	0.0	OB	OPERATE BUS	FTA	333,211	0	0	81,550	0	251,661
1347	8	BB	TRF-0032-13	MNDOT	SECT 5311: CITY OF MONTEVIDEO TRANSIT OPERATING ASSISTANCE	0.0	OB	OPERATE BUS	FTA	133,313	0	0	28,490	0	104,823
1348	8	BB	TRF-1738-13	MNDOT	SECT 5311: PRAIRIE FIVE CAC TRANSIT OPERATING ASSISTANCE	0.0	OB	OPERATE BUS	FTA	718,687	0	0	181,189	0	537,498
1349	8	BB	TRF-2387-13	MNDOT	SECT 5311: WESTERN COMMUNITY ACTION, INC TRANSIT OPERATING ASSISTANCE	0.0	OB	OPERATE BUS	FTA	1,327,663	0	0	283,050	0	1,044,613
1350	8	BB	TRF-2486-13	MNDOT	SECT 5311: CITY OF DAWSON TRANSIT OPERATING ASSISTANCE	0.0	OB	OPERATE BUS	FTA	81,080	0	0	20,535	0	60,545
1351	8	BB	TRF-2488-13	MNDOT	SECT 5311: CITY OF GRANITE FALLS TRANSIT OPERATING ASSISTANCE	0.0	OB	OPERATE BUS	FTA	103,591	0	0	25,826	0	77,765
1352	8	BB	TRF-3312-13	MNDOT	SECT 5311: MEEKER CO TRANSIT OPERATING ASSISTANCE	0.0	OB	OPERATE BUS	FTA	440,369	0	0	52,910	0	387,459
1353	8	BB	TRF-3316-13	MNDOT	SECT 5311: PIPESTONE CO TRANSIT OPERATING ASSISTANCE	0.0	OB	OPERATE BUS	FTA	356,775	0	0	94,905	0	261,870
1354	8	BB	TRF-3325-13	MNDOT	SECT 5311: MURRAY CO TRANSIT OPERATING ASSISTANCE	0.0	OB	OPERATE BUS	FTA	96,925	0	0	27,269	0	69,656
1355	8	BB	TRF-3339-13	MNDOT	SECT 5311: RENVILLE CO TRANSIT OPERATING ASSISTANCE	0.0	OB	OPERATE BUS	FTA	340,384	0	0	69,005	0	271,379
1356	8	BB	TRF-7311-13	MNDOT	SECT 5311: TRAILBLAZER TRANSIT OPERATING ASSISTANCE	0.0	OB	OPERATE BUS	FTA	1,207,463	0	0	297,850	0	909,613
1357	8	BB	TRF-7340-13	MNDOT	SECT 5311: KANDIYOHI CO TRANSIT OPERATING ASSISTANCE	0.0	OB	OPERATE BUS	FTA	1,147,363	0	0	318,200	0	829,163
1715	M	BB	TRF-0031-13	MN/DOT	SECT 5311: METROPOLITAN COUNCIL RURAL TRANSIT OPERATING ASSISTANCE	0.0	OB	OPERATE BUS	FTA	4,223,000	0	0	1,028,600	0	3,194,400
										\$34,912,880	\$0	\$0	\$11,684,346	\$0	\$23,228,534

Seq #	ATP	Route System	Project Number	Agency	Description	Miles	Program	Type of Work	Proposed Funds	Total	FHWA	AC	FTA	TH	Other
108	1	BB	TRF-0005-14	MNDOT	SECT 5311: AEOA TRANSIT OPERATING ASSISTANCE	0.0	OB	OPERATE BUS	FTA	5,369,082	0	0	1,882,000	0	3,487,082
115	1	BB	TRF-0022-14	MNDOT	SECT 5311: HIBBING TRANSIT OPERATING ASSISTANCE	0.0	OB	OPERATE BUS	FTA	271,990	0	0	74,200	0	197,790
286	2	BB	TRF-0006-14	MNDOT	SECT 5311: PAUL BUNYAN TRANSIT OPERATING ASSISTANCE	0.0	OB	OPERATE BUS	FTA	930,796	0	0	228,808	0	701,988
289	2	BB	TRF-0058-14	MNDOT	SECT 5311: TRI-VALLEY TRANSIT OPERATING ASSISTANCE	0.0	OB	OPERATE BUS	FTA	973,565	0	0	264,328	0	709,237
292	2	BB	TRF-1010-14	MNDOT	SECT 5311: HUBBARD CO TRANSIT OPERATING ASSISTANCE	0.0	OB	OPERATE BUS	FTA	326,398	0	0	79,328	0	247,070
293	2	BB	TRF-2487-14	MNDOT	SECT 5311: CITY OF FOSSTON TRANSIT OPERATING ASSISTANCE	0.0	OB	OPERATE BUS	FTA	88,352	0	0	23,791	0	64,561
294	2	BB	TRF-3084-14	MNDOT	SECT 5311: ROSEAU CO TRANSIT OPERATING ASSISTANCE	0.0	OB	OPERATE BUS	FTA	336,640	0	0	90,687	0	245,953
295	2	BB	TRF-8819-14	MNDOT	SECT 5311: RED LAKE RESERVATION TRANSIT OPERATING ASSISTANCE	0.0	OB	OPERATE BUS	FTA	196,739	0	0	83,150	0	113,589
534	3	BB	TRF-0042-14	MNDOT	SECT 5311: CITY OF PINE RIVER TRANSIT OPERATING ASSISTANCE	0.0	OB	OPERATE BUS	FTA	83,773	0	0	24,850	0	58,923
547	3	BB	TRF-0055-14	MNDOT	SECT 5311: RIVER RIDER TRANSIT OPERATING ASSISTANCE	0.0	OB	OPERATE BUS	FTA	946,525	0	0	238,000	0	708,525
548	3	BB	TRF-0057-14	MNDOT	SECT 5311: TRI-CAP TRANSIT OPERATING ASSISTANCE	0.0	OB	OPERATE BUS	FTA	1,071,641	0	0	290,500	0	781,141
551	3	BB	TRF-3449-14	MNDOT	SECT 5311: CROW WING CO/CITY OF BRAINERD TRANSIT OPERATING ASSISTANCE	0.0	OB	OPERATE BUS	FTA	851,873	0	0	225,400	0	626,473
552	3	BB	TRF-7068-14	MNDOT	SECT 5311: ISANTI/CHISAGO TRANSIT OPERATING ASSISTANCE	0.0	OB	OPERATE BUS	FTA	1,007,451	0	0	255,150	0	752,301
553	3	BB	TRF-7077-14	MNDOT	SECT 5311: TIMBER TRAILS TRANSIT OPERATING ASSISTANCE	0.0	OB	OPERATE BUS	FTA	553,772	0	0	149,450	0	404,322
554	3	BB	TRF-9018-14	MNDOT	SECT 5311: WADENA CO OPERATING ASSISTANCE	0.0	OB	OPERATE BUS	FTA	400,369	0	0	110,600	0	289,769
756	4	BB	TRF-0007-14	MNDOT	SECT 5311: CITY OF BENSON TRANSIT OPERATING ASSISTANCE	0.0	OB	OPERATE BUS	FTA	181,000	0	0	145,000	0	36,000
763	4	BB	TRF-0035-14	MNDOT	SECT 5311: CITY OF MORRIS TRANSIT OPERATING ASSISTANCE	0.0	OB	OPERATE BUS	FTA	426,000	0	0	341,000	0	85,000
764	4	BB	TRF-1131-14	MNDOT	SECT 5311: PRODUCTIVE ALTERNATIVES TRANSIT OPERATING ASSISTANCE	0.0	OB	OPERATE BUS	FTA	1,030,000	0	0	875,500	0	154,500

Seq #	ATP	Route System	Project Number	Agency	Description	Miles	Program	Type of Work	Proposed Funds	Total	FHWA	AC	FTA	TH	Other
765	4	BB	TRF-2490-14	MNDOT	SECT 5311: MAHNOMEN COUNTY TRANSIT OPERATING ASSISTANCE	0.0	OB	OPERATE BUS	FTA	190,000	0	0	161,500	0	28,500
766	4	BB	TRF-7067-14	MNDOT	SECT 5311: RAINBOW RIDER TRANSIT OPERATING ASSISTANCE	0.0	OB	OPERATE BUS	FTA	1,501,000	0	0	1,275,850	0	225,150
767	4	BB	TRF-7318-14	MNDOT	SECT 5311: BECKER COUNTY TRANSIT OPERATING ASSISTANCE	0.0	OB	OPERATE BUS	FTA	366,000	0	0	310,250	0	55,750
981	6	BB	TRF-0001-14	MN/DOT	SECT 5311: CEDAR VALLEY TRANSIT OPERATING ASSISTANCE	0.0	OB	OPERATE BUS	FTA	289,406	0	0	69,458	0	219,948
982	6	BB	TRF-0020-14	MN/DOT	SECT 5311: CITY OF FARIBAUT TRANSIT OPERATING ASSISTANCE	0.0	OB	OPERATE BUS	FTA	191,009	0	0	55,393	0	135,616
983	6	BB	TRF-0039-14	MN/DOT	SECT 5311: CITY OF NORTHFIELD TRANSIT OPERATING ASSISTANCE	0.0	OB	OPERATE BUS	FTA	394,751	0	0	118,425	0	276,326
987	6	BB	TRF-0065-14	MN/DOT	SECT 5311: CITY OF WINONA TRANSIT OPERATING ASSISTANCE	0.0	OB	OPERATE BUS	FTA	557,975	0	0	139,494	0	418,481
988	6	BB	TRF-1977-14	MN/DOT	SECT 5311: SEMCAC TRANSIT OPERATING ASSISTANCE	0.0	OB	OPERATE BUS	FTA	267,412	0	0	72,201	0	195,211
989	6	BB	TRF-2497-14	MN/DOT	SECT 5311: CITY OF STEWARTVILLE TRANSIT OPERATING ASSISTANCE	0.0	OB	OPERATE BUS	FTA	81,034	0	0	21,069	0	59,965
990	6	BB	TRF-3342-14	MN/DOT	SECT 5311: STEELE CO TRANSIT OPERATING ASSISTANCE	0.0	OB	OPERATE BUS	FTA	474,626	0	0	128,149	0	346,477
992	6	BB	TRF-7071-14	MN/DOT	SECT 5311: AMCAT TRANSIT OPERATING ASSISTANCE	0.0	OB	OPERATE BUS	FTA	620,487	0	0	142,712	0	477,775
993	6	BB	TRF-7284-14	MN/DOT	SECT 5311: THREE RIVERS TRANSIT OPERATING ASSISTANCE	0.0	OB	OPERATE BUS	FTA	1,103,217	0	0	308,901	0	794,316
1215	7	BB	TRF-0014-14	MNDOT	SECT 5311: COTTONWOOD CO TRANSIT OPERATING ASSISTANCE	0.0	OB	OPERATE BUS	FTA	134,907	0	0	33,950	0	100,957
1219	7	BB	TRF-0025-14	MNDOT	SECT 5311: CITY OF LE SUEUR TRANSIT OPERATING ASSISTANCE	0.0	OB	OPERATE BUS	FTA	237,175	0	0	64,050	0	173,125
1220	7	BB	TRF-0028-14	MNDOT	SECT 5311: CITY OF MANKATO TRANSIT OPERATING ASSISTANCE	0.0	OB	OPERATE BUS	FTA	1,448,075	0	0	460,500	0	987,575
1221	7	BB	TRF-0046-14	MNDOT	SECT 5311: MARTIN CO TRANSIT OPERATING ASSISTANCE	0.0	OB	OPERATE BUS	FTA	585,322	0	0	144,200	0	441,122
1222	7	BB	TRF-0083-14	MNDOT	SECT 5311: WATONWAN CO TRANSIT OPERATING ASSISTANCE	0.0	OB	OPERATE BUS	FTA	254,583	0	0	59,150	0	195,433
1223	7	BB	TRF-0280-14	MNDOT	SECT 5311: BROWN CO TRANSIT OPERATING ASSISTANCE	0.0	OB	OPERATE BUS	FTA	645,160	0	0	172,550	0	472,610

Seq #	ATP	Route System	Project Number	Agency	Description	Miles	Program	Type of Work	Proposed Funds	Total	FHWA	AC	FTA	TH	Other
1224	7	BB	TRF-2494-14	MNDOT	SECT 5311: SMOC/NOBLES TRANSIT OPERATING ASSISTANCE	0.0	OB	OPERATE BUS	FTA	331,828	0	0	78,750	0	253,078
1225	7	BB	TRF-2496-14	MNDOT	SECT 5311: CITY OF ST PETER TRANSIT OPERATING ASSISTANCE	0.0	OB	OPERATE BUS	FTA	288,309	0	0	69,300	0	219,009
1226	7	BB	TRF-3274-14	MNDOT	SECT 5311: FARIBAULT CO TRANSIT OPERATING ASSISTANCE	0.0	OB	OPERATE BUS	FTA	182,777	0	0	49,000	0	133,777
1227	7	BB	TRF-3331-14	MNDOT	SECT 5311: ROCK CO TRANSIT OPERATING ASSISTANCE	0.0	OB	OPERATE BUS	FTA	342,707	0	0	81,550	0	261,157
1394	8	BB	TRF-0026-14	MNDOT	SECT 5311: LINCOLN CO TRANSIT OPERATING ASSISTANCE	0.0	OB	OPERATE BUS	FTA	191,009	0	0	55,426	0	135,583
1395	8	BB	TRF-0032-14	MNDOT	SECT 5311: CITY OF MONTEVIDEO TRANSIT OPERATING ASSISTANCE	0.0	OB	OPERATE BUS	FTA	133,313	0	0	28,490	0	104,823
1396	8	BB	TRF-1738-14	MNDOT	SECT 5311: PRAIRIE FIVE CAC TRANSIT OPERATING ASSISTANCE	0.0	OB	OPERATE BUS	FTA	718,687	0	0	181,189	0	537,498
1397	8	BB	TRF-2387-14	MNDOT	SECT 5311: WESTERN COMMUNITY ACTION, INC TRANSIT OPERATING ASSISTANCE	0.0	OB	OPERATE BUS	FTA	1,327,663	0	0	283,050	0	1,044,613
1398	8	BB	TRF-2486-14	MNDOT	SECT 5311: CITY OF DAWSON TRANSIT OPERATING ASSISTANCE	0.0	OB	OPERATE BUS	FTA	81,080	0	0	20,535	0	60,545
1399	8	BB	TRF-2488-14	MNDOT	SECT 5311: CITY OF GRANITE FALLS TRANSIT OPERATING ASSISTANCE	0.0	OB	OPERATE BUS	FTA	103,591	0	0	25,826	0	77,765
1400	8	BB	TRF-3312-14	MNDOT	SECT 5311: MEEKER CO TRANSIT OPERATING ASSISTANCE	0.0	OB	OPERATE BUS	FTA	440,369	0	0	52,910	0	387,459
1401	8	BB	TRF-3316-14	MNDOT	SECT 5311: PIPESTONE CO TRANSIT OPERATING ASSISTANCE	0.0	OB	OPERATE BUS	FTA	356,775	0	0	94,905	0	261,870
1402	8	BB	TRF-3325-14	MNDOT	SECT 5311: MURRAY CO TRANSIT OPERATING ASSISTANCE	0.0	OB	OPERATE BUS	FTA	96,925	0	0	27,269	0	69,656
1403	8	BB	TRF-3339-14	MNDOT	SECT 5311: RENVILLE CO TRANSIT OPERATING ASSISTANCE	0.0	OB	OPERATE BUS	FTA	340,384	0	0	69,005	0	271,379
1404	8	BB	TRF-7311-14	MNDOT	SECT 5311: TRAILBLAZER TRANSIT OPERATING ASSISTANCE	0.0	OB	OPERATE BUS	FTA	1,207,463	0	0	297,850	0	909,613
1405	8	BB	TRF-7340-14	MNDOT	SECT 5311: KANDIYOHI CO TRANSIT OPERATING ASSISTANCE	0.0	OB	OPERATE BUS	FTA	1,147,363	0	0	318,200	0	829,163
1888	M	BB	TRF-0031-14	MN/DOT	SECT 5311: METROPOLITAN COUNCIL RURAL TRANSIT OPERATING ASSISTANCE	0.0	OB	OPERATE BUS	FTA	4,223,000	0	0	1,028,600	0	3,194,400
										\$35,901,348	\$0	\$0	\$11,881,399	\$0	\$24,019,949

Seq #	ATP	Route System	Project Number	Agency	Description	Miles	Program	Type of Work	Proposed Funds	Total	FHWA	AC	FTA	TH	Other
142	1	BB	TRF-0005-15	MNDOT	SECT 5311: AEOA TRANSIT OPERATING ASSISTANCE	0.0	OB	OPERATE BUS	FTA	5,522,101	0	0	1,882,000	0	3,640,101
149	1	BB	TRF-0022-14	MNDOT	SECT 5311: HIBBING TRANSIT OPERATING ASSISTANCE	0.0	OB	OPERATE BUS	FTA	279,742	0	0	74,200	0	205,542
327	2	BB	TRF-0006-15	MNDOT	SECT 5311: PAUL BUNYAN TRANSIT OPERATING ASSISTANCE	0.0	OB	OPERATE BUS	FTA	948,884	0	0	222,950	0	725,934
331	2	BB	TRF-0058-15	MNDOT	SECT 5311: TRI-VALLEY TRANSIT OPERATING ASSISTANCE	0.0	OB	OPERATE BUS	FTA	1,052,948	0	0	292,600	0	760,348
334	2	BB	TRF-1010-15	MNDOT	SECT 5311: HUBBARD CO TRANSIT OPERATING ASSISTANCE	0.0	OB	OPERATE BUS	FTA	335,690	0	0	74,200	0	261,490
335	2	BB	TRF-2487-15	MNDOT	SECT 5311: CITY OF FOSSTON TRANSIT OPERATING ASSISTANCE	0.0	OB	OPERATE BUS	FTA	90,636	0	0	23,450	0	67,186
336	2	BB	TRF-3084-15	MNDOT	SECT 5311: ROSEAU CO TRANSIT OPERATING ASSISTANCE	0.0	OB	OPERATE BUS	FTA	320,024	0	0	80,850	0	239,174
337	2	BB	TRF-8819-15	MNDOT	SECT 5311: RED LAKE RESERVATION TRANSIT OPERATING ASSISTANCE	0.0	OB	OPERATE BUS	FTA	201,414	0	0	87,500	0	113,914
595	3	BB	TRF-0042-15	MNDOT	SECT 5311: CITY OF PINE RIVER TRANSIT OPERATING ASSISTANCE	0.0	OB	OPERATE BUS	FTA	86,160	0	0	24,850	0	61,310
608	3	BB	TRF-0055-15	MNDOT	SECT 5311: RIVER RIDER TRANSIT OPERATING ASSISTANCE	0.0	OB	OPERATE BUS	FTA	973,501	0	0	238,000	0	735,501
609	3	BB	TRF-0057-15	MNDOT	SECT 5311: TRI-CAP TRANSIT OPERATING ASSISTANCE	0.0	OB	OPERATE BUS	FTA	1,102,182	0	0	290,500	0	811,682
612	3	BB	TRF-3449-15	MNDOT	SECT 5311: CITY OF BRAINERD OPERATING ASSISTANCE	0.0	OB	OPERATE BUS	FTA	876,151	0	0	225,400	0	650,751
613	3	BB	TRF-7068-15	MNDOT	SECT 5311: ISANTI/CHISAGO TRANSIT OPERATING ASSISTANCE	0.0	OB	OPERATE BUS	FTA	1,036,163	0	0	255,150	0	781,013
614	3	BB	TRF-7077-15	MNDOT	SECT 5311: TIMBER TRAILS TRANSIT OPERATING ASSISTANCE	0.0	OB	OPERATE BUS	FTA	569,554	0	0	149,450	0	420,104
615	3	BB	TRF-9018-15	MNDOT	SECT 5311: WADENA CO OPERATING ASSISTANCE	0.0	OB	OPERATE BUS	FTA	411,780	0	0	110,600	0	301,180
794	4	BB	TRF-0007-15	MNDOT	SECT 5311: CITY OF BENSON TRANSIT OPERATING ASSISTANCE	0.0	OB	OPERATE BUS	FTA	186,000	0	0	148,800	0	37,200
802	4	BB	TRF-0035-15	MNDOT	SECT 5311: CITY OF MORRIS TRANSIT OPERATING ASSISTANCE	0.0	OB	OPERATE BUS	FTA	440,000	0	0	352,000	0	88,000
803	4	BB	TRF-1131-15	MNDOT	SECT 5311: PRODUCTIVE ALTERNATIVES TRANSIT OPERATING ASSISTANCE	0.0	OB	OPERATE BUS	FTA	1,060,000	0	0	901,000	0	159,000

Seq #	ATP	Route System	Project Number	Agency	Description	Miles	Program	Type of Work	Proposed Funds	Total	FHWA	AC	FTA	TH	Other
804	4	BB	TRF-2490-15	MNDOT	SECT 5311: MAHNOMEN COUNTY TRANSIT OPERATING ASSISTANCE	0.0	OB	OPERATE BUS	FTA	196,000	0	0	166,600	0	29,400
805	4	BB	TRF-7067-15	MNDOT	SECT 5311: RAINBOW RIDER TRANSIT OPERATING ASSISTANCE	0.0	OB	OPERATE BUS	FTA	1,546,000	0	0	1,314,100	0	231,900
806	4	BB	TRF-7318-15	MNDOT	SECT 5311: BECKER COUNTY TRANSIT OPERATING ASSISTANCE	0.0	OB	OPERATE BUS	FTA	376,000	0	0	319,600	0	56,400
1037	6	BB	TRF-0001-15	MN/DOT	SECT 5311: CEDAR VALLEY TRANSIT OPERATING ASSISTANCE	0.0	OB	OPERATE BUS	FTA	303,876	0	0	72,930	0	230,946
1038	6	BB	TRF-0020-15	MN/DOT	SECT 5311: CITY OF FARIBAULT TRANSIT OPERATING ASSISTANCE	0.0	OB	OPERATE BUS	FTA	200,559	0	0	58,162	0	142,397
1039	6	BB	TRF-0039-15	MN/DOT	SECT 5311: CITY OF NORTHFIELD TRANSIT OPERATING ASSISTANCE	0.0	OB	OPERATE BUS	FTA	414,489	0	0	124,347	0	290,142
1043	6	BB	TRF-0065-15	MN/DOT	SECT 5311: CITY OF WINONA TRANSIT OPERATING ASSISTANCE	0.0	OB	OPERATE BUS	FTA	585,874	0	0	146,468	0	439,406
1044	6	BB	TRF-1977-15	MN/DOT	SECT 5311: SEMCAC TRANSIT OPERATING ASSISTANCE	0.0	OB	OPERATE BUS	FTA	280,783	0	0	75,811	0	204,972
1045	6	BB	TRF-2497-15	MN/DOT	SECT 5311: CITY OF STEWARTVILLE TRANSIT OPERATING ASSISTANCE	0.0	OB	OPERATE BUS	FTA	85,086	0	0	22,122	0	62,964
1046	6	BB	TRF-3342-15	MN/DOT	SECT 5311: STEELE CO TRANSIT OPERATING ASSISTANCE	0.0	OB	OPERATE BUS	FTA	498,357	0	0	134,556	0	363,801
1048	6	BB	TRF-7071-15	MN/DOT	SECT 5311: AMCAT TRANSIT OPERATING ASSISTANCE	0.0	OB	OPERATE BUS	FTA	651,511	0	0	149,848	0	501,663
1049	6	BB	TRF-7284-15	MN/DOT	SECT 5311: THREE RIVERS TRANSIT OPERATING ASSISTANCE	0.0	OB	OPERATE BUS	FTA	1,158,378	0	0	324,346	0	834,032
1259	7	BB	TRF-0014-15	MNDOT	SECT 5311: COTTONWOOD CO TRANSIT OPERATING ASSISTANCE	0.0	OB	OPERATE BUS	FTA	138,752	0	0	33,950	0	104,802
1263	7	BB	TRF-0025-15	MNDOT	SECT 5311: CITY OF LE SUEUR TRANSIT OPERATING ASSISTANCE	0.0	OB	OPERATE BUS	FTA	243,935	0	0	64,050	0	179,885
1264	7	BB	TRF-0028-15	MNDOT	SECT 5311: CITY OF MANKATO TRANSIT OPERATING ASSISTANCE	0.0	OB	OPERATE BUS	FTA	1,489,345	0	0	460,500	0	1,028,845
1265	7	BB	TRF-0046-15	MNDOT	SECT 5311: MARTIN CO TRANSIT OPERATING ASSISTANCE	0.0	OB	OPERATE BUS	FTA	602,004	0	0	144,200	0	457,804
1266	7	BB	TRF-0083-15	MNDOT	SECT 5311: WATONWAN CO TRANSIT OPERATING ASSISTANCE	0.0	OB	OPERATE BUS	FTA	261,838	0	0	59,150	0	202,688
1267	7	BB	TRF-0280-15	MNDOT	SECT 5311: BROWN CO TRANSIT OPERATING ASSISTANCE	0.0	OB	OPERATE BUS	FTA	663,547	0	0	172,550	0	490,997

FTA SECTION 5311
Fiscal Year: 2015

STIP for FY 2012-2015

Seq #	ATP	Route System	Project Number	Agency	Description	Miles	Program	Type of Work	Proposed Funds	Total	FHWA	AC	FTA	TH	Other
1268	7	BB	TRF-2494-15	MNDOT	SECT 5311: SMOC/NOBLES TRANSIT OPERATING ASSISTANCE	0.0	OB	OPERATE BUS	FTA	341,285	0	0	78,750	0	262,535
1269	7	BB	TRF-2496-15	MNDOT	SECT 5311: CITY OF ST PETER TRANSIT OPERATING ASSISTANCE	0.0	OB	OPERATE BUS	FTA	296,526	0	0	69,300	0	227,226
1270	7	BB	TRF-3274-15	MNDOT	SECT 5311: FARIBAUT CO TRANSIT OPERATING ASSISTANCE	0.0	OB	OPERATE BUS	FTA	187,986	0	0	49,000	0	138,986
1271	7	BB	TRF-3331-15	MNDOT	SECT 5311: ROCK CO TRANSIT OPERATING ASSISTANCE	0.0	OB	OPERATE BUS	FTA	352,475	0	0	81,550	0	270,925
1442	8	BB	TRF-0026-15	MNDOT	SECT 5311: LINCOLN CO TRANSIT OPERATING ASSISTANCE	0.0	OB	OPERATE BUS	FTA	196,739	0	0	57,089	0	139,650
1443	8	BB	TRF-0032-15	MNDOT	SECT 5311: CITY OF MONTEVIDEO TRANSIT OPERATING ASSISTANCE	0.0	OB	OPERATE BUS	FTA	137,313	0	0	29,345	0	107,968
1444	8	BB	TRF-1738-15	MNDOT	SECT 5311: PRAIRIE FIVE CAC TRANSIT OPERATING ASSISTANCE	0.0	OB	OPERATE BUS	FTA	740,248	0	0	186,625	0	553,623
1445	8	BB	TRF-2387-15	MNDOT	SECT 5311: WESTERN COMMUNITY ACTION, INC TRANSIT OPERATING ASSISTANCE	0.0	OB	OPERATE BUS	FTA	1,367,493	0	0	291,542	0	1,075,951
1446	8	BB	TRF-2486-15	MNDOT	SECT 5311: CITY OF DAWSON TRANSIT OPERATING ASSISTANCE	0.0	OB	OPERATE BUS	FTA	83,512	0	0	21,151	0	62,361
1447	8	BB	TRF-2488-15	MNDOT	SECT 5311: CITY OF GRANITE FALLS TRANSIT OPERATING ASSISTANCE	0.0	OB	OPERATE BUS	FTA	106,699	0	0	26,601	0	80,098
1448	8	BB	TRF-3312-15	MNDOT	SECT 5311: MEEKER CO TRANSIT OPERATING ASSISTANCE	0.0	OB	OPERATE BUS	FTA	453,580	0	0	54,497	0	399,083
1449	8	BB	TRF-3316-15	MNDOT	SECT 5311: PIPESTONE CO TRANSIT OPERATING ASSISTANCE	0.0	OB	OPERATE BUS	FTA	367,478	0	0	97,752	0	269,726
1450	8	BB	TRF-3325-15	MNDOT	SECT 5311: MURRAY CO TRANSIT OPERATING ASSISTANCE	0.0	OB	OPERATE BUS	FTA	99,833	0	0	28,087	0	71,746
1451	8	BB	TRF-3339-15	MNDOT	SECT 5311: RENVILLE CO TRANSIT OPERATING ASSISTANCE	0.0	OB	OPERATE BUS	FTA	350,595	0	0	71,075	0	279,520
1452	8	BB	TRF-7311-15	MNDOT	SECT 5311: TRAILBLAZER TRANSIT OPERATING ASSISTANCE	0.0	OB	OPERATE BUS	FTA	1,243,687	0	0	306,786	0	936,901
1453	8	BB	TRF-7340-15	MNDOT	SECT 5311: KANDIYOHI CO TRANSIT OPERATING ASSISTANCE	0.0	OB	OPERATE BUS	FTA	1,181,784	0	0	327,746	0	854,038
2018	M	BB	TRF-0031-15	MN/DOT	SECT 5311: METROPOLITAN COUNCIL RURAL TRANSIT OPERATING ASSISTANCE	0.0	OB	OPERATE BUS	FTA	4,223,000	0	0	1,028,600	0	3,194,400
										\$36,919,497	\$0	\$0	\$12,082,286	\$0	\$24,837,211

Seq #	ATP	Route System	Project Number	Agency	Description	Miles	Program	Type of Work	Proposed Funds	Total	FHWA	AC	FTA	TH	Other
2	1	BB	TRF-0005-12-JA	MNDOT	SECT 5316: ARROWHEAD ECONOMIC OPPORTUNITY AGENCY INC.,- RURAL RIDES OPERATING	0.0	JA	OPERATE BUS	FTA	240,000	0	0	120,000	0	120,000
3	1	BB	TRF-0005-12-JB	MNDOT	SECT 5316: ARROWHEAD ECONOMIC OPPORTUNITY AGENCY INC.,- RURAL RIDES- MOBILITY MANAGEMENT	0.0	JA	OPERATE BUS	FTA	225,000	0	0	180,000	0	45,000
7	1	BB	TRF-0016-12-JA	DULUTH TRANSIT AUTHORITY	SECT 5316: JARC URBAN OPERATING FUNDS FOR DULUTH TRANSIT AUTHORITY	0.0	JA	OPERATE BUS	FTA	383,000	0	0	191,500	0	191,500
191	2	BB	TRF-0058-12-JA	MNDOT	SECT 5316: JARC RURAL FUNDS - TRI-VALLEY OPPORTUNITY COUNCIL, INC. - 3 RURAL BUS ROUTES	0.0	JA	MISCELLANEOUS	FTA	150,000	0	0	75,000	0	75,000
371	3	BB	TRF-0048-12-JA	METRO BUS	SECT 5316: JARC URBAN ST. CLOUD METRO BUS - FR BUS SERVICE	0.0	JA	BUS GRANT	FTA	150,000	0	0	75,000	0	75,000
1310	8	BB	TRF-7311-12-JA	MNDOT	SECTION 5316: JARC RURAL FUNDS - TRAILBLAZER JOINT POWERS BOARD - RIDES TO WORK PROGRAM	0.0	JA	OPERATE BUS	FTA	200,000	0	0	100,000	0	100,000
1312	8	BB	TRF-7340-12-JA	MNDOT	SECTION 5316: JARC RURAL FUNDS - KANDIYOHI AREA TRANSIT JOINT POWERS BOARD - SHUTTLE SERVICES	0.0	JA	OPERATE BUS	FTA	50,000	0	0	25,000	0	25,000
										\$1,398,000	\$0	\$0	\$766,500	\$0	\$631,500

Seq #	ATP	Route System	Project Number	Agency	Description	Miles	Program	Type of Work	Proposed Funds	Total	FHWA	AC	FTA	TH	Other
57	1	BB	TRF-0005-13-JA	MNDOT	SECT 5316: ARROWHEAD ECONOMIC OPPORTUNITY AGENCY INC.,- RURAL RIDES OPERATING	0.0	JA	OPERATE BUS	FTA	240,000	0	0	120,000	0	120,000
58	1	BB	TRF-0005-13-JB	MNDOT	SECT 5316: ARROWHEAD ECONOMIC OPPORTUNITY AGENCY INC.,- RURAL RIDES- MOBILITY MANAGEMENT	0.0	JA	OPERATE BUS	FTA	225,000	0	0	180,000	0	45,000
62	1	BB	TRF-0016-13-JA	DULUTH TRANSIT AUTHORITY	SECT 5316: JARC URBAN OPERATING FUNDS FOR DULUTH TRANSIT AUTHORITY	0.0	JA	OPERATE BUS	FTA	383,000	0	0	191,500	0	191,500
244	2	BB	TRF-0058-13-JA	MNDOT	SECT 5316: JARC RURAL FUNDS - TRI-VALLEY OPPORTUNITY COUNCIL, INC. - 3 RURAL BUS ROUTES	0.0	JA	MISCELLANEOUS	FTA	150,000	0	0	75,000	0	75,000
477	3	BB	TRF-0048-13-JA	METRO BUS	SECT 5316: JARC URBAN ST. CLOUD METRO BUS - FR BUS SERVICE	0.0	JA	BUS GRANT	FTA	150,000	0	0	75,000	0	75,000
1744	M	BB	TRF-TCMT-13S	MET COUNCIL-MTS	SECT 5316: TWIN CITIES MET COUNCIL MTS-JOB ACCESS/REVERSE COMMUTE PROJECTS TBD	0.0	JA	BUS GRANT CAPITAL IMPROVEMENT	FTA	4,000,000	0	0	2,000,000	0	2,000,000
										\$5,148,000	\$0	\$0	\$2,641,500	\$0	\$2,506,500

Seq #	ATP	Route System	Project Number	Agency	Description	Miles	Program	Type of Work	Proposed Funds	Total	FHWA	AC	FTA	TH	Other
109	1	BB	TRF-0005-14-JA	MNDOT	SECT 5316: ARROWHEAD ECONOMIC OPPORTUNITY AGENCY INC.,- RURAL RIDES OPERATING	0.0	JA	OPERATE BUS	FTA	240,000	0	0	120,000	0	120,000
110	1	BB	TRF-0005-14-JB	MNDOT	SECT 5316: ARROWHEAD ECONOMIC OPPORTUNITY AGENCY INC.,- RURAL RIDES- MOBILITY MANAGEMENT	0.0	JA	OPERATE BUS	FTA	225,000	0	0	180,000	0	45,000
114	1	BB	TRF-0016-14-JA	DULUTH TRANSIT AUTHORITY	SECT 5316: JARC URBAN OPERATING FUNDS FOR DULUTH TRANSIT AUTHORITY	0.0	JA	OPERATE BUS	FTA	383,000	0	0	191,500	0	191,500
290	2	BB	TRF-0058-14-JA	MNDOT	SECT 5316: JARC RURAL FUNDS - TRI-VALLEY OPPORTUNITY COUNCIL, INC. - 3 RURAL BUS ROUTES	0.0	JA	MISCELLANEOUS	FTA	150,000	0	0	75,000	0	75,000
541	3	BB	TRF-0048-14-JA	METRO BUS	SECT 5316: JARC URBAN ST. CLOUD METRO BUS - FR BUS SERVICE	0.0	JA	BUS GRANT	FTA	100,000	0	0	80,000	0	20,000
										\$1,098,000	\$0	\$0	\$646,500	\$0	\$451,500

Seq #	ATP	Route System	Project Number	Agency	Description	Miles	Program	Type of Work	Proposed Funds	Total	FHWA	AC	FTA	TH	Other
143	1	BB	TRF-0005-15-JA	MNDOT	SECT 5316: ARROWHEAD ECONOMIC OPPORTUNITY AGENCY INC.,- RURAL RIDES OPERATING	0.0	JA	OPERATE BUS	FTA	240,000	0	0	120,000	0	120,000
144	1	BB	TRF-0005-15-JB	MNDOT	SECT 5316: ARROWHEAD ECONOMIC OPPORTUNITY AGENCY INC.,- RURAL RIDES- MOBILITY MANAGEMENT	0.0	JA	OPERATE BUS	FTA	225,000	0	0	180,000	0	45,000
148	1	BB	TRF-0016-15-JA	DULUTH TRANSIT AUTHORITY	SECT 5316: JARC URBAN OPERATING FUNDS FOR DULUTH TRANSIT AUTHORITY	0.0	JA	OPERATE BUS	FTA	383,000	0	0	191,500	0	191,500
332	2	BB	TRF-0058-15-JA	MNDOT	SECT 5316: JARC RURAL FUNDS - TRI-VALLEY OPPORTUNITY COUNCIL, INC. - 3 RURAL BUS ROUTES	0.0	JA	MISCELLANEOUS	FTA	150,000	0	0	75,000	0	75,000
602	3	BB	TRF-0048-15JA	METRO BUS	SECT 5316: JARC URBAN ST. CLOUD METRO BUS - FR BUS SERVICE	0.0	JA	BUS GRANT	FTA	150,000	0	0	75,000	0	75,000
2042	M	BB	TRF-TCMT-15Y	MET COUNCIL-MTS	SECT 5316: TWIN CITIES MET COUNCIL MTS-JOB ACCESS/REVERSE COMMUTE PROJECTS TBD	0.0	JA	BUS GRANT CAPITAL IMPROVEMENT	FTA	4,000,000	0	0	2,000,000	0	2,000,000
										\$5,148,000	\$0	\$0	\$2,641,500	\$0	\$2,506,500

Seq #	ATP	Route System	Project Number	Agency	Description	Miles	Program	Type of Work	Proposed Funds	Total	FHWA	AC	FTA	TH	Other
192	2	BB	TRF-0058-12-NA	MNDOT	SECT 5317: NEW FREEDOM RURAL FUNDS - TRI-VALLEY OPPORTUNITY COUNCIL, INC. - TRAVEL TRAINING	0.0	NF	MISCELLANEOUS	FTA	130,000	0	0	104,000	0	26,000
374	3	BB	TRF-0048-12-NA	METRO BUS	SECT 5317: NEW FREEDOM URBAN - ST. CLOUD METRO BUS - TRAVEL TRAINING	0.0	NF	BUS GRANT	FTA	100,000	0	0	80,000	0	20,000
382	3	BB	TRF-0057-12-NA	MNDOT	SECT 5317: NEW FREEDOM RURAL FUNDS - TRI-COUNTY ACTION PROGRAMS, INC. - MOBILITY MANAGEMENT	0.0	NF	BUS GRANT	FTA	87,500	0	0	70,000	0	17,500
383	3	BB	TRF-0057-12-NB	MNDOT	SECT 5317: NEW FREEDOM RURAL FUNDS - TRI-COUNTY ACTION PROGRAMS, INC. - MOBILITY MANAGEMENT	0.0	NF	BUS GRANT	FTA	190,000	0	0	95,000	0	95,000
664	4	BB	TRF-0034-12N	MNDOT	SECT 5317: MOORHEAD MOBILITY MANAGER	0.0	NF	OPERATE BUS	FTA	27,800	0	0	22,240	0	5,560
1090	7	BB	TRF-0021-12-JA	MNDOT	SECT 5317: NEW FREEDOM RURAL FUNDS - VINE FAITH IN ACTION - RIDES TO WORK PROGRAM	0.0	NF	OPERATE BUS	FTA	100,000	0	0	50,000	0	50,000
1091	7	BB	TRF-0021-12-NA	MNDOT	SECT 5317: NEW FREEDOM RURAL FUNDS - VINE FAITH IN ACTION - MOBILITY MANAGEMENT	0.0	NF	OPERATE BUS	FTA	57,500	0	0	46,000	0	11,500
1092	7	BB	TRF-0021-12-NB	MNDOT	SECT 5317: NEW FREEDOM RURAL FUNDS - VINE FAITH IN ACTION - RIDE COORDINATION	0.0	NF	OPERATE BUS	FTA	66,000	0	0	33,000	0	33,000
										758,800	\$0	\$0	\$500,240	\$0	\$258,560

Seq #	ATP	Route System	Project Number	Agency	Description	Miles	Program	Type of Work	Proposed Funds	Total	FHWA	AC	FTA	TH	Other
245	2	BB	TRF-0058-13-NA	MNDOT	SECT 5317: NEW FREEDOM RURAL FUNDS - TRI-VALLEY OPPORTUNITY COUNCIL, INC. - TRAVEL TRAINING	0.0	NF	MISCELLANEOUS	FTA	130,000	0	0	104,000	0	26,000
478	3	BB	TRF-0048-13-NA	METRO BUS	SECT 5317: NEW FREEDOM URBAN - ST. CLOUD METRO BUS - TRAVEL TRAINING	0.0	NF	BUS GRANT	FTA	100,000	0	0	80,000	0	20,000
486	3	BB	TRF-0057-13-NA	MNDOT	SECT 5317: NEW FREEDOM RURAL FUNDS- TRI-COUNTY ACTIONS PROGRAMS, INC. - MOBILITY MANAGEMENT	0.0	NF	BUS GRANT	FTA	87,500	0	0	70,000	0	17,500
487	3	BB	TRF-0057-13-NB	MNDOT	SECT 5317: NEW FREEDOM RURAL FUNDS- TRI-COUNTY ACTIONS PROGRAMS, INC. - MOBILITY MANAGEMENT	0.0	NF	BUS GRANT	FTA	190,000	0	0	95,000	0	95,000
721	4	BB	TRF-0034-13N	MNDOT	SECT 5317: CITY OF MOORHEAD, MOBILITY MANAGER	0.0	NF	PURCHASE BUS	FTA	28,600	0	0	22,880	0	5,720
1161	7	BB	TRF-0021-13-JA	MNDOT	SECT 5317: NEW FREEDOM RURAL FUNDS - VINE FAITH IN ACTION - RIDES TO WORK PROGRAM	0.0	NF	OPERATE BUS	FTA	100,000	0	0	50,000	0	50,000
1162	7	BB	TRF-0021-13-NA	MNDOT	SECT 5317: NEW FREEDOM RURAL FUNDS - VINE FAITH IN ACTION - MOBILITY MANAGEMENT	0.0	NF	OPERATE BUS	FTA	57,500	0	0	46,000	0	11,500
1163	7	BB	TRF-0021-13-NB	MNDOT	SECT 5317: NEW FREEDOM RURAL FUNDS - VINE FAITH IN ACTION - RIDE COORDINATION	0.0	NF	OPERATE BUS	FTA	66,000	0	0	33,000	0	33,000
1745	M	BB	TRF-TCMT-13T	MET COUNCIL-MTS	SECT 5317: TWIN CITIES MET COUNCIL MTS-NEW FREEDOMS PROJECTS TBD-2013	0.0	NF	BUS GRANT CAPITAL IMPROVEMENT	FTA	4,000,000	0	0	2,000,000	0	2,000,000
										4,759,600	\$0	\$0	\$2,500,880	\$0	\$2,258,720

Seq #	ATP	Route System	Project Number	Agency	Description	Miles	Program	Type of Work	Proposed Funds	Total	FHWA	AC	FTA	TH	Other
291	2	BB	TRF-0058-14-NA	MNDOT	SECT 5317: NEW FREEDOM RURAL FUNDS - TRI-VALLEY OPPORTUNITY COUNCIL, INC. - TRAVEL TRAINING	0.0	NF	MISCELLANEOUS	FTA	130,000	0	0	104,000	0	26,000
542	3	BB	TRF-0048-14-NA	METRO BUS	SECT 5317: NEW FREEDOM URBAN - ST. CLOUD METRO BUS - TRAVEL TRAINING	0.0	NF	BUS GRANT	FTA	150,000	0	0	75,000	0	75,000
549	3	BB	TRF-0057-14-NA	MNDOT	SECT 5317: NEW FREEDOM RURAL FUNDS - TRI-COUNTY ACTIONS PROGRAMS, INC. - MOBILITY MANAGEMENT	0.0	NF	BUS GRANT	FTA	87,500	0	0	70,000	0	17,500
550	3	BB	TRF-0057-14-NB	MNDOT	SECT 5317: NEW FREEDOM RURAL FUNDS - TRI-COUNTY ACTIONS PROGRAMS, INC. - MOBILITY MANAGEMENT	0.0	NF	BUS GRANT	FTA	190,000	0	0	95,000	0	95,000
762	4	BB	TRF-0034-14N	MNDOT	SECT 5317: CITY OF MOORHEAD MOBILITY MANAGER	0.0	NF	OPERATE BUS	FTA	29,500	0	0	23,600	0	5,900
1216	7	BB	TRF-0021-14-JA	MNDOT	SECT 5317: NEW FREEDOM RURAL FUNDS - VINE FAITH IN ACTION - RIDES TO WORK PROGRAM	0.0	NF	OPERATE BUS	FTA	100,000	0	0	50,000	0	50,000
1217	7	BB	TRF-0021-14-NA	MNDOT	SECT 5317: NEW FREEDOM RURAL FUNDS - VINE FAITH IN ACTION - MOBILITY MANAGEMENT	0.0	NF	OPERATE BUS	FTA	57,500	0	0	46,000	0	11,500
1218	7	BB	TRF-0021-14-NB	MNDOT	SECT 5317: NEW FREEDOM RURAL FUNDS - VINE FAITH IN ACTION - RIDE COORDINATION	0.0	NF	OPERATE BUS	FTA	66,000	0	0	33,000	0	33,000
										\$810,500	\$0	\$0	\$496,600	\$0	\$313,900

FTA SECTION 5317
Fiscal Year: 2015

STIP for FY 2012-2015

Seq #	ATP	Route System	Project Number	Agency	Description	Miles	Program	Type of Work	Proposed Funds	Total	FHWA	AC	FTA	TH	Other
333	2	BB	TRF-0058-15-NA	MNDOT	SECT 5317: NEW FREEDOM RURAL FUNDS - TRI-VALLEY OPPORTUNITY COUNCIL, INC. - TRAVEL TRAINING	0.0	NF	MISCELLANEOUS	FTA	130,000	0	0	104,000	0	26,000
604	3	BB	TRF-0048-15NA	METRO BUS	SECT 5317: NEW FREEDOM URBAN - ST. CLOUD METRO BUS - TRAVEL TRAINING	0.0	NF	BUS GRANT	FTA	100,000	0	0	80,000	0	20,000
610	3	BB	TRF-0057-15NA	MNDOT	SECT 5317: NEW FREEDOM RURAL FUNDS - TRI-COUNTY ACTIONS PROGRAMS, INC. - MOBILITY MANAGEMENT	0.0	NF	BUS GRANT	FTA	245,000	0	0	70,000	0	175,000
611	3	BB	TRF-0057-15NB	MNDOT	SECT 5317: NEW FREEDOM RURAL FUNDS - TRI-COUNTY ACTIONS PROGRAMS, INC. - MOBILITY MANAGEMENT	0.0	NF	BUS GRANT	FTA	190,000	0	0	95,000	0	95,000
801	4	BB	TRF-0034-15N	MNDOT	SECT 5317: CITY OF MOORHEAD MOBILITY MANAGER	0.0	NF	OPERATE BUS	FTA	30,400	0	0	24,320	0	6,080
1260	7	BB	TRF-0021-15-JA	MNDOT	SECT 5317: NEW FREEDOM RURAL FUNDS - VINE FAITH IN ACTION - RIDES TO WORK PROGRAM	0.0	NF	OPERATE BUS	FTA	100,000	0	0	50,000	0	50,000
1261	7	BB	TRF-0021-15-NA	MNDOT	SECT 5317: NEW FREEDOM RURAL FUNDS - VINE FAITH IN ACTION - MOBILITY MANAGEMENT	0.0	NF	OPERATE BUS	FTA	57,500	0	0	46,000	0	11,500
1262	7	BB	TRF-0021-15-NB	MNDOT	SECT 5317: NEW FREEDOM RURAL FUNDS - VINE FAITH IN ACTION - RIDE COORDINATION	0.0	NF	OPERATE BUS	FTA	66,000	0	0	33,000	0	33,000
2043	M	BB	TRF-TCMT-15Z	MET COUNCIL-MTS	SECT 5317: TWIN CITIES MET COUNCIL MTS-NEW FREEDOMS PROJECTS TBD-2015	0.0	NF	BUS GRANT CAPITAL IMPROVEMENT	FTA	4,000,000	0	0	2,000,000	0	2,000,000
										\$4,918,900	\$0	\$0	\$2,502,320	\$0	\$2,416,580

Seq #	ATP	Route System	Project Number	Agency	Description	Miles	Program	Type of Work	Proposed Funds	Total	FHWA	AC	FTA	TH	Other
9	1	BB	TRS-0005-12	MNDOT	ARROWHEAD TRANSIT-PURCHASE 5 BUSES - (CLASS 500)	0.0	TR	PURCHASE BUS	STP	605,000	484,000	0	0	0	121,000
10	1	BB	TRS-0016-12	DULUTH TRANSIT AUTHORITY	DTA-PURCHASE 10 BUSES TOTAL, 5 WILL BE HYBRID (CLASS 700)	0.0	TR	PURCHASE BUS	STP	4,618,180	3,694,544	0	0	0	923,636
197	2	BB	TRS-0006-12	MNDOT	PAUL BUNYAN TRANSIT - PURCHASE 1 BUS (CLASS 400-G)	0.0	TR	PURCHASE BUS	STP	68,000	54,400	0	0	0	13,600
198	2	BB	TRS-0058-12	MNDOT	TRI-VALLEY TRANSIT, PURCHASE 2 BUSES (CLASS 400-G)	0.0	TR	PURCHASE BUS	STP	136,000	108,800	0	0	0	27,200
199	2	BB	TRS-3084-12	MNDOT	ROSEAU CO TRANSIT, PURCHASE 1 BUS (CLASS 400-G)	0.0	TR	PURCHASE BUS	STP	68,000	54,400	0	0	0	13,600
200	2	BB	TRS-8819-12	MNDOT	RED LAKE TRANSIT - PURCHASE 1 BUS (CLASS 400-G)	0.0	TR	PURCHASE BUS	STP	68,000	54,400	0	0	0	13,600
388	3	BB	TRS-0055-12	MNDOT	RIVER RIDER, PURCHASE ONE BUS (CLASS 500 [D])	0.0	TR	PURCHASE BUS	STP	117,000	93,600	0	0	0	23,400
389	3	BB	TRS-0057-12	MNDOT	TRI-CAP, PURCHASE TWO BUSES (CLASS 400[D])	0.0	TR	PURCHASE BUS	STP	140,000	112,000	0	0	0	28,000
390	3	BB	TRS-3449-12	MNDOT	CITY OF BRAINERD, PURCHASE ONE BUS (CLASS 400)	0.0	TR	PURCHASE BUS	STP	70,000	56,000	0	0	0	14,000
391	3	BB	TRS-7068-12	MNDOT	ISANTI CO, PURCHASE ONE BUS (CLASS 400 [G])	0.0	TR	PURCHASE BUS	STP	68,000	54,400	0	0	0	13,600
392	3	BB	TRS-7077-12	MNDOT	TIMBER TRAILS PUBLIC TRANSIT, PURCHASE ONE BUS (CLASS 400 [G])	0.0	TR	PURCHASE BUS	STP	68,000	54,400	0	0	0	13,600
670	4	BB	TRS-1131-12A	MNDOT	PRODUCTIVE ALTERNATIVES, PURCHASE 1 BUS (CLASS 400)	0.0	TR	PURCHASE BUS	STP	68,000	54,400	0	0	0	13,600
671	4	BB	TRS-1131-12B	MNDOT	PRODUCTIVE ALTERNATIVES, PURCHASE BUS (CLASS 500)	0.0	TR	PURCHASE BUS	STP	121,000	96,800	0	0	0	24,200
672	4	BB	TRS-1738-12	MNDOT	PRAIRIE FIVE RIDE/ORTONVILLE, PURCHASE BUS (CLASS 400)	0.0	TR	PURCHASE BUS	STP	68,000	54,400	0	0	0	13,600
673	4	BB	TRS-7067-12	MNDOT	RAINBOW RIDER, PURCHASE 3 BUSES (CLASS 400)	0.0	TR	PURCHASE BUS	STP	204,000	163,200	0	0	0	40,800
674	4	BB	TRS-7318-12	MNDOT	BECKER COUNTY, PURCHASE BUS (CLASS 400)	0.0	TR	PURCHASE BUS	STP	68,000	54,400	0	0	0	13,600
850	6	BB	TRS-0039-12	MN/DOT	NORTHFIELD - PURCHASE 1 BUS (CLASS 400)	0.0	TR	PURCHASE BUS	STP	70,000	56,000	0	0	0	14,000
852	6	BB	TRS-1977-12	MN/DOT	SEMCAC - PURCHASE 1 BUS (CLASS 400)	0.0	TR	PURCHASE BUS	STP	70,000	56,000	0	0	0	14,000
853	6	BB	TRS-3342-12	MN/DOT	STEELE COUNTY - PURCHASE 1 BUS (CLASS 400)	0.0	TR	PURCHASE BUS	STP	70,000	56,000	0	0	0	14,000
854	6	BB	TRS-7284-12	MN/DOT	THREE RIVERS - PURCHASE 1 BUS (CLASS 400)	0.0	TR	PURCHASE BUS	STP	70,000	56,000	0	0	0	14,000

Seq #	ATP	Route System	Project Number	Agency	Description	Miles	Program	Type of Work	Proposed Funds	Total	FHWA	AC	FTA	TH	Other
1102	7	BB	TRS-0028-12A	MNDOT	MANKATO TRANSIT FACILITY	0.0	TR	BUILDINGS	STP	1,000,000	800,000	0	0	0	200,000
1103	7	BB	TRS-0046-12	MNDOT	MARTIN COUNTY PURCHASE 1 BUS (CLASS 400)	0.0	TR	PURCHASE BUS	STP	72,000	57,600	0	0	0	14,400
1104	7	BB	TRS-0280-12	MNDOT	BROWN COUNTY PURCHASE 1 BUS (CLASS 400)	0.0	TR	PURCHASE BUS	STP	68,000	54,400	0	0	0	13,600
1105	7	BB	TRS-2494-12	MNDOT	SMOC/NOBLES COUNTY PURCHASE 1 BUS (CLASS 400)	0.0	TR	PURCHASE BUS	STP	68,000	54,400	0	0	0	13,600
1106	7	BB	TRS-3331-12	MNDOT	ROCK COUNTY PURCHASE 1 BUS (CLASS 400)	0.0	TR	PURCHASE BUS	STP	72,000	57,600	0	0	0	14,400
1313	8	BB	TRS-1738-12	MNDOT	PRAIRIE FIVE, PURCHASE 1 BUS (CLASS 400)	0.0	TR	PURCHASE BUS	STP	68,000	54,400	0	0	0	13,600
1314	8	BB	TRS-2387-12	MNDOT	WESTERN COMMUNITY ACTION, PURCHASE 3 BUSES (CLASS 400)	0.0	TR	PURCHASE BUS	STP	204,000	163,200	0	0	0	40,800
1315	8	BB	TRS-3311-12	MNDOT	TRAILBLAZER, PURCHASE 2 BUSES (CLASS 400)	0.0	TR	PURCHASE BUS	STP	136,000	108,800	0	0	0	27,200
1316	8	BB	TRS-3312-12	MNDOT	AUGUSTANA, PURCHASE 1 BUS (CLASS 400)	0.0	TR	PURCHASE BUS	STP	68,000	54,400	0	0	0	13,600
1317	8	BB	TRS-3339-12	MNDOT	RENVILLE CO, PURCHASE 1 BUS (CLASS 400)	0.0	TR	PURCHASE BUS	STP	68,000	54,400	0	0	0	13,600
1525	M	BB	TRS-7068-12	MNDOT	HEARTLAND EXPRESS-PURCHASE CLASS 400 BUS	0.0	TR	PURCHASE BUS	STP	68,000	54,400	0	0	0	13,600
1526	M	BB	TRS-TCMT-11	MVTA	CMAQ: PURCHASE 8 BUSES, & OPERATING FUNDING FOR I-35	0.0	TR	BUS GRANT CAPITAL IMPROVEMENT	CMAQ	5,843,230	4,601,144	0	0	0	1,242,086
1527	M	CMAQ	TRS-TCMT-11C	MET COUNCIL-MT	CMAQ TDM: ACTIVITIES TO REDUCE SOV USE BY VAN POOLS, CAR POOL & RIDE MATCHING PROGRAMS, MARKETING, TRANSIT RIDERSHIP INCENTIVES BY SUPPORTING SEVERAL TRANSPORTATION MANAGEMENT ORGANIZATIONS.	0.0	TM	PLANNING	CMAQ	4,375,000	3,500,000	0	0	0	875,000
1528	M	BB	TRS-TCMT-12B	MET COUNCIL-MT	CMAQ: NE QUADRANT OF 610 & NOBLES PKWY, BROOKLYN PARK-CONSTRUCT 1000 STRUCTURED STALL PARK & RIDE FACILITY	0.0	TR	BUS GRANT CAPITAL IMPROVEMENT	CMAQ	14,560,000	7,840,000	0	0	0	6,720,000
1558	M	CR 10	090-610-001	SOUTHWEST TRANSIT	SWT: SW QUADRANT OF MN 41 AND MN 212 IN CHASKA-ADDITION OF 450 STRUCTURED PARK & RIDE STALLS TO EXISTING EAST CREEK PARK & RIDE FACILITY	0.0	TR	BUS GRANT CAPITAL IMPROVEMENT	CMAQ	9,785,978	7,828,782	0	0	0	1,957,196
1573	M	CMAQ	103-080-002	ANOKA	CONSTRUCT - 400- STALL STRUCTURED PARKING FACILITY ADJACENT TO PROPOSED NORTHSTAR COMMUTER RAIL STATION	0.0	TR	BUS GRANT CAPITAL IMPROVEMENT	CMAQ	11,000,000	5,885,000	0	0	0	5,115,000
1579	M	CMAQ	141-080-044	MINNEAPOLIS	OPERATION & MAINTENANCE OF TRAF MGMT CTR- ADDITIONAL PERSONNEL FOR OPERATIONS & MAINT OF ITS, MPLS	0.0	TM	TRAFFIC MGMT. SYSTEM	CMAQ	625,000	500,000	0	0	0	125,000

Seq #	ATP	Route System	Project Number	Agency	Description	Miles	Program	Type of Work	Proposed Funds	Total	FHWA	AC	FTA	TH	Other
1594	M	CMAQ	164-070-011	SAINT PAUL	ARTERIAL RDWY TRAFFIC FLOW IMPROVEMENTS, INSTALL FIBER OPTIC CABLE & TIMING OPTIMIZATION OF 62 TRAFFIC SIGNAL SYSTEMS, ST PAUL	0.0	TM	TRAFFIC MGMT. SYSTEM	CMAQ	2,065,000	1,340,000	0	0	0	725,000
1670	M	MN 65	0207-94	MN/DOT	FROM I-694 IN FRIDLEY TO ANOKA CSAH 24 (237TH AVE NE) IN EAST BETHEL-CABINET UPGRADES, SIGNAL TIMING, DEPLOYMENT OF CCTV CAMERAS, & VARIABLE MESSAGE SIGNS	23.1	TM	TRAFFIC MGMT. SYSTEM	CMAQ	1,400,000	1,120,000	0	0	280,000	0
2145	C	BB	880C-TRS-12	MNDOT	GREATER MN TRANSIT CAPITAL	0.0	TR	PURCHASE BUS	STP	1,250,000	1,000,000	0	0	0	250,000
									\$59,631,388	\$40,596,670	\$0	\$0	\$280,000	\$18,754,718	

Seq #	ATP	Route System	Project Number	Agency	Description	Miles	Program	Type of Work	Proposed Funds	Total	FHWA	AC	FTA	TH	Other
64	1	BB	TRS-0005-13	MNDOT	ARROWHEAD TRANSIT-PURCHASE 10 BUSES - (CLASS 500)	0.0	TR	PURCHASE BUS	STP	1,250,000	1,000,000	0	0	0	250,000
65	1	BB	TRS-0013-13	FOND DU LAC RESERVATION	FOND DU LAC RESERVATION-PURCHASE 2 BUSES, (CLASS 400)	0.0	TR	PURCHASE BUS	STP	145,166	116,133	0	0	0	29,033
66	1	BB	TRS-0016-13	DULUTH TRANSIT AUTHORITY	DTA-PURCHASE 6 BUSES, (CLASS 500)	0.0	TR	PURCHASE BUS	STP	720,000	576,000	0	0	0	144,000
67	1	BB	TRS-0022-13	HIBBING	CITY OF HIBBING - PURCHASE 2 BUSES (CLASS 500)	0.0	TR	PURCHASE BUS	STP	242,000	193,600	0	0	0	48,400
250	2	BB	TRS-0006-13A	MNDOT	PAUL BUNYAN TRANSIT, PURCHASE 1 BUS (CLASS 400-G)	0.0	TR	PURCHASE BUS	STP	70,000	56,000	0	0	0	14,000
251	2	BB	TRS-0006-13B	MNDOT	PAUL BUNYAN TRANSIT, PURCHASE 1 BUS (CLASS 500-G)	0.0	TR	PURCHASE BUS	STP	126,000	100,800	0	0	0	25,200
252	2	BB	TRS-0058-13A	MNDOT	TRI-VALLEY TRANSIT, PURCHASE 1 BUS (CLASS 400-G)	0.0	TR	PURCHASE BUS	STP	70,000	56,000	0	0	0	14,000
253	2	BB	TRS-0058-13B	MNDOT	TRI-VALLEY TRANSIT, PURCHASE 1 BUS (CLASS 500-G)	0.0	TR	PURCHASE BUS	STP	126,000	100,800	0	0	0	25,200
492	3	BB	TRS-0055-13	MNDOT	RIVER RIDER, PURCHASE ONE BUS (CLASS 400)	0.0	TR	PURCHASE BUS	STP	72,000	57,600	0	0	0	14,400
493	3	BB	TRS-0057-13	MNDOT	TRI-CAP, PURCHASE ONE BUS (CLASS 500)	0.0	TR	PURCHASE BUS	STP	121,000	96,800	0	0	0	24,200
494	3	BB	TRS-3449-13	MNDOT	CITY OF BRAINERD, PURCHASE ONE BUS (CLASS 400)	0.0	TR	PURCHASE BUS	STP	72,000	57,600	0	0	0	14,400
495	3	BB	TRS-7068-13	MNDOT	ISANTI CO, PURCHASE ONE BUS (CLASS 400)	0.0	TR	PURCHASE BUS	STP	70,000	56,000	0	0	0	14,000
496	3	BB	TRS-7077-13	MNDOT	TIMBER TRAILS TRANSIT, PURCHASE ONE BUS (CLASS 400)	0.0	TR	PURCHASE BUS	STP	70,000	56,000	0	0	0	14,000
497	3	BB	TRS-9018-13	MNDOT	WADENA CO, PURCHASE ONE BUS (CLASS 400)	0.0	TR	PURCHASE BUS	STP	70,000	56,000	0	0	0	14,000
728	4	BB	TRS-0035-13	MNDOT	CITY OF MORRIS, PURCHASE BUS (CLASS 400)	0.0	TR	PURCHASE BUS	STP	70,000	56,000	0	0	0	14,000
729	4	BB	TRS-1131-13	MNDOT	PRODUCTIVE ALTERNATIVES, PURCHASE 1 BUS (CLASS 500)	0.0	TR	PURCHASE BUS	STP	120,000	96,000	0	0	0	24,000
730	4	BB	TRS-2490-13	MNDOT	MAHNOMAN COUNTY, PURCHASE BUS (CLASS 400)	0.0	TR	PURCHASE BUS	STP	70,000	56,000	0	0	0	14,000
731	4	BB	TRS-7067-13	MNDOT	RAINBOW RIDER, PURCHASE 3 BUSES (CLASS 400)	0.0	TR	PURCHASE BUS	STP	210,000	168,000	0	0	0	42,000
933	6	BB	TRS-0020-13	FARIBAULT	FARIBAULT - PURCHASE 1 BUS (CLASS 400)	0.0	TR	PURCHASE BUS	STP	72,000	57,600	0	0	0	14,400
934	6	BB	TRS-0039-13	NORTHFIELD	NORTHFIELD - PURCHASE 1 BUS (CLASS 400)	0.0	TR	PURCHASE BUS	STP	72,000	57,600	0	0	0	14,400

Seq #	ATP	Route System	Project Number	Agency	Description	Miles	Program	Type of Work	Proposed Funds	Total	FHWA	AC	FTA	TH	Other
935	6	BB	TRS-0047-13A	ROCHESTER	ROCHESTER DAR - PURCHASE 2 BUSES (CLASS 600)	0.0	TR	PURCHASE BUS	STP	418,000	167,200	0	0	0	250,800
937	6	BB	TRS-7071-13	AMCAT	AMCAT - PURCHASE 1 BUS (CLASS 400)	0.0	TR	PURCHASE BUS	STP	72,000	57,600	0	0	0	14,400
938	6	BB	TRS-7284-13A	THREE RIVERS	THREE RIVERS - PURCHASE 1 BUS (CLASS 400)	0.0	TR	PURCHASE BUS	STP	72,000	57,600	0	0	0	14,400
939	6	BB	TRS-7284-13B	THREE RIVERS	THREE RIVERS - PURCHASE 1 BUS (CLASS 500)	0.0	TR	PURCHASE BUS	STP	125,000	100,000	0	0	0	25,000
1173	7	BB	TRS-0014-13	MNDOT	COTTONWOOD COUNTY PURCHASE 1 BUS (CLASS 400)	0.0	TR	PURCHASE BUS	STP	70,000	56,000	0	0	0	14,000
1174	7	BB	TRS-0046-13	MNDOT	MARTIN COUNTY PURCHASE 2 BUSSES (CLASS 400)	0.0	TR	PURCHASE BUS	STP	144,000	115,200	0	0	0	28,800
1175	7	BB	TRS-0083-13	MNDOT	WATONWAN COUNTY PURCHASE 1 BUS (CLASS 400)	0.0	TR	PURCHASE BUS	STP	70,000	56,000	0	0	0	14,000
1176	7	BB	TRS-0280-13	MNDOT	BROWN COUNTY PURCHASE 1 BUS (CLASS 400)	0.0	TR	PURCHASE BUS	STP	70,000	56,000	0	0	0	14,000
1177	7	BB	TRS-2496-13	MNDOT	CITY OF ST PETER PURCHASE 1 BUS (CLASS 400)	0.0	TR	PURCHASE BUS	STP	72,000	57,600	0	0	0	14,400
1358	8	BB	TRS-0032-13	MNDOT	CITY OF MONTEVIDEO, PURCHASE 1 BUS (CLASS 400)	0.0	TR	PURCHASE BUS	STP	70,000	51,200	0	0	0	18,800
1359	8	BB	TRS-2387-13	MNDOT	WESTERN COMMUNITY ACTION, PURCHASE 1 BUS (CLASS 400)	0.0	TR	PURCHASE BUS	STP	70,000	51,200	0	0	0	18,800
1360	8	BB	TRS-2488-13	MNDOT	GRANITE FALLS HEARTLAND EX., PURCHASE 1 BUS (CLASS 400)	0.0	TR	PURCHASE BUS	STP	70,000	56,000	0	0	0	14,000
1361	8	BB	TRS-3312-13	MNDOT	MEEKER CO, PURCHASE 1 BUS (CLASS 400)	0.0	TR	PURCHASE BUS	STP	70,000	56,000	0	0	0	14,000
1362	8	BB	TRS-3316-13	MNDOT	PIPESTONE CO, PURCHASE 2 BUSES (CLASS 400)	0.0	TR	PURCHASE BUS	STP	140,000	102,400	0	0	0	37,600
1363	8	BB	TRS-3339-13	MNDOT	RENVILLE CO, PURCHASE 1 BUS (CLASS 400)	0.0	TR	PURCHASE BUS	STP	70,000	56,000	0	0	0	14,000
1364	8	BB	TRS-7311-13	MNDOT	TRAILBLAZER, PURCHASE 3 BUSES (CLASS 400)	0.0	TR	PURCHASE BUS	STP	210,000	168,000	0	0	0	42,000
1365	8	BB	TRS-7340-13	MNDOT	KANDIYOHI CO, PURCHASE 1 BUS (CLASS 500)	0.0	TR	PURCHASE BUS	STP	115,000	92,000	0	0	0	23,000
1752	M	BB	TRS-7068-13	MNDOT	HEARTLAND EXPRESS-PURCHASE CLASS 400 BUS	0.0	TR	PURCHASE BUS	STP	70,000	56,000	0	0	0	14,000
1753	M	BB	TRS-TCMT-10B	MET COUNCIL-MT	CMAQ: PURCHASE 6 ARTIC BUSES & RELATED SPARE PARTS & EQUIPMENT FOR EXPANDED WEEKDAY SERVICE ON RTE 673, MINNETONKA & MPLS	0.0	TR	BUS GRANT CAPITAL IMPROVEMENT	CMAQ	3,402,600	2,722,080	0	0	0	680,520

Seq #	ATP	Route System	Project Number	Agency	Description	Miles	Program	Type of Work	Proposed Funds	Total	FHWA	AC	FTA	TH	Other
1754	M	BB	TRS-TCMT-12A	MET COUNCIL -MTS	CMAQ: PURCHASE 16 BUSES FOR EXPANSION OF REGIONAL TRANSIT FLEET FOR EXPRESS SERVICE	0.0	TR	BUS GRANT CAPITAL IMPROVEMENT	CMAQ	8,400,000	6,720,000	0	0	0	1,680,000
1755	M	CMAQ	TRS-TCMT-13	MVTA	CMAQ: PURCHASE NEW BUSES FOR EXPANDED SERVICES FOR THE CITY OF ROSEMOUNT	0.0	TR	PURCHASE BUS	CMAQ	1,540,000	1,232,000	0	0	0	308,000
1756	M	CMAQ	TRS-TCMT-13A	MVTA	CMAQ: STARTUP FUNDING FOR EXPANDED BUS SERVICE FOR THE CITY OF ROSEMOUNT	0.0	TR	OPERATE BUS	CMAQ	525,096	420,077	0	0	0	105,019
1757	M	CMAQ	TRS-TCMT-13B	SHAKOPEE & PRIOR LAKE	CMAQ: EXPANSION SERVICE AND BUSES - SHAKOPEE & PRIOR LAKE	0.0	TR	PURCHASE BUS	CMAQ	1,005,000	804,000	0	0	0	201,000
1758	M	CMAQ	TRS-TCMT-13C	MET COUNCIL-MT	CMAQ: AT MAPLEWOOD MALL IN MAPLEWOOD AT THE NE QUADRANT OF SOUTHLAWN DR & BEAM AVE-PURCHASE & OPERATION OF FOUR BUSES	0.0	TR	PURCHASE BUS	CMAQ	3,763,663	3,010,930	0	0	0	752,733
1759	M	CMAQ	TRS-TCMT-13D	MET COUNCIL-MT	CMAQ TDM: ACTIVITIES TO REDUCE SOV USE BY VAN POOLS, CAR POOL & RIDE MATCHING PROGRAMS, MARKETING, TRANSIT RIDERSHIP INCENTIVES BY SUPPORTING SEVERAL TRANSPORTATION MANAGEMENT ORGANIZATIONS.	0.0	TM	PLANNING	CMAQ	4,375,000	3,500,000	0	0	0	875,000
1760	M	CMAQ	TRS-TCMT-13E	MET COUNCIL-MT	CMAQ: PURCHASE OF THREE LRT VEHICLES FOR HIAWATHA LRT	0.0	TR	PURCHASE BUS	CMAQ	10,500,000	7,000,000	0	0	0	3,500,000
1768	M	CMAQ	002-596-016	ANOKA COUNTY	AT INTERSECTION OF TH 65 AND ANOKA CSAH 14 IN BLAINE-PURCHASE OF 6.68 ACRES OF PROPERTY FOR 400 SPACE PARK & RIDE LOT	0.0	TR	RIGHT OF WAY	CMAQ	1,362,720	1,090,176	0	0	0	272,544
1769	M	CMAQ	002-596-017	ANOKA COUNTY	AT INTERSECTION OF TH 65 & ANOKA CSAH 14 IN BLAINE-PURCHASE OF SIX COACH BUSES FOR COMMUTER SERVICE BETWEEN BLAINE & MPLS ON TH65, TH10/610, TH252 & I-94	0.0	TR	PURCHASE BUS	CMAQ	3,300,000	2,640,000	0	0	0	660,000
1770	M	CMAQ	002-596-018	ANOKA COUNTY	AT INTERSECTION OF TH 65 & ANOKA CSAH 14 IN BLAINE-CONSTRUCTION OF PARK & RIDE LOT	0.0	TR	GRADE AND SURFACE	CMAQ	1,632,000	1,305,600	0	0	0	326,400
1771	M	CMAQ	002-596-019	ANOKA COUNTY	AT INTERSECTION OF TH 65 & ANOKA CSAH 14 IN BLAINE-COMMUTER SERVICE BETWEEN BLAINE & MPLS ON TH65, TH10/610, TH252 & I-94	0.0	TR	OPERATE BUS	CMAQ	1,993,733	1,594,986	0	0	0	398,747
1778	M	CMAQ	010-596-006	CARVER	AT SW QUADRANT OF INTERSECTION OF TH 212 & CARVER CSAH 11-RW ACQUISITION FOR 400 STALL PARK & RIDE	0.0	TR	RIGHT OF WAY	CMAQ	1,444,014	1,155,211	0	0	0	288,803
1779	M	CMAQ	010-596-007	CARVER	AT SW QUADRANT OF INTERSECTION OF TH 212 & CARVER CSAH 11-CONSTRUCT 400 STALL PARK & RIDE	0.0	TR	GRADE AND SURFACE	CMAQ	3,060,000	2,448,000	0	0	0	612,000

Seq #	ATP	Route System	Project Number	Agency	Description	Miles	Program	Type of Work	Proposed Funds	Total	FHWA	AC	FTA	TH	Other
1780	M	CMAQ	010-596-008	CARVER	AT SW QUADRANT OF INTERSECTION OF TH 212 & CARVER CSAH 11-SERVICE BETWEEN CARVER & DOWNTOWN MPLS/U OF M & DEMONSTRATION EXPRESS BUS SERVICE FOR THREE YEARS	0.0	TR	OPERATE BUS	CMAQ	1,032,750	826,200	0	0	0	206,550
1793	M	CMAQ	090-080-014	MVTA	CONSTRUCT ROSEMOUNT DEPOT PASSENGER FACILITY FOR EXPANDED SERVICES FOR THE CITY OF ROSEMOUNT	0.0	TR	PURCHASE BUS	CMAQ	935,850	748,680	0	0	0	187,170
1798	M	CMAQ	107-030-005	BLOOMINGTON	AIRPORT SOUTH DISTRICT IN BLOOMINGTON- INSTALLATION & EXPANSION OF ITS WAYFINDING TECHNOLOGY TO RELIEVE CONGESTION ON 24TH AVE, LINDAU LANE AND KILLEBREW LANE ENTERING FROM I-494, TH77 & TH5	0.0	TM	CONGESTION RELIEF TECHNOLOGY	CMAQ	1,300,500	1,040,400	0	0	0	260,100
1814	M	MN 5	1002-98	MNDOT	FROM EAST JUNCTION CARVER CR11 TO I-494- COORDINATION & RETIMING OF SIGNALS INCLUDING CCTV CAMERAS, MESSAGE SIGNS & UPGRADING SIGNAL CABINETS FOR FUTURE TRANSIT SIGNAL PRIORITY	12.5	TM	TRAFFIC SIGNAL REVISION	CMAQ	1,711,489	1,369,191	0	0	342,298	0
1845	M	US 61	6222-168	MNDOT	FROM RAMSEY CTY ROAD 30 (LARPEN TEUR AVE) TO N JCT RAMSEY CTY ROAD 9/FRENCHMAN RD- COORDINATION & RETIMING OF SIGNALS INCLUDING CCTV CAMERAS & MESSAGE SIGNS & UPGRADING SIGNAL CABINETS FOR FUTURE TRANSIT SIGNAL PRIORITY	12.3	TM	PARK AND RIDE	CMAQ	1,776,228	1,420,982	0	0	355,246	0
2194	C	BB	880C-TRS-13	MNDOT	GREATER MN TRANSIT CAPITAL	0.0	TR	PURCHASE BUS	STP	1,250,000	1,000,000	0	0	0	250,000
										\$60,146,809	\$46,531,046	\$0	\$0	\$697,544	\$12,918,219

Seq #	ATP	Route System	Project Number	Agency	Description	Miles	Program	Type of Work	Proposed Funds	Total	FHWA	AC	FTA	TH	Other
116	1	BB	TRS-0005-14	MNDOT	ARROWHEAD TRANSIT-PURCHASE 9 BUSES - (CLASS 500)	0.0	TR	PURCHASE BUS	STP	1,125,000	900,000	0	0	0	225,000
117	1	BB	TRS-0016-14	DULUTH TRANSIT AUTHORITY	DTA-PURCHASE 10 BUSES TOTAL, 5 WILL BE HYBRID (CLASS 700)	0.0	TR	PURCHASE BUS	STP	5,616,000	3,440,000	0	0	0	2,176,000
296	2	BB	TRS-0006-14	MNDOT	PAUL BUNYAN TRANSIT - PURCHASE 1 BUS (CLASS 500-G)	0.0	TR	PURCHASE BUS	STP	130,000	104,000	0	0	0	26,000
297	2	BB	TRS-0058-14	MNDOT	TRI-VALLEY TRANSIT, PURCHASE 2 BUSES (CLASS 400-G)	0.0	TR	PURCHASE BUS	STP	144,000	115,200	0	0	0	28,800
298	2	BB	TRS-3084-14	MNDOT	ROSEAU CO TRANSIT, PURCHASE 1 BUS (CLASS 400-G)	0.0	TR	PURCHASE BUS	STP	72,000	57,600	0	0	0	14,400
326	2	BB	8802-TRS-14	MNDOT	DISTRICT 2 SETASIDES - FY 2014	0.0	TR	PURCHASE BUS	STP	29,000	23,200	0	0	0	5,800
555	3	BB	TRS-0042-14	MNDOT	CITY OF PINE RIVER, PURCHASE ONE BUS (CLASS 300)	0.0	TR	PURCHASE BUS	STP	60,000	48,000	0	0	0	12,000
556	3	BB	TRS-0055-14	MNDOT	RIVER RIDER, PURCHASE THREE BUSES (CLASS 400)	0.0	TR	PURCHASE BUS	STP	222,000	177,600	0	0	0	44,400
557	3	BB	TRS-0057-14	MNDOT	TRI-CAP, PURCHASE ONE BUS (CLASS 400)	0.0	TR	PURCHASE BUS	STP	74,000	59,200	0	0	0	14,800
558	3	BB	TRS-3449-14	MNDOT	CITY OF BRAINERD, PURCHASE ONE BUS (CLASS 400)	0.0	TR	PURCHASE BUS	STP	74,000	59,200	0	0	0	14,800
559	3	BB	TRS-7068-14	MNDOT	ISANTI CO, PURCHASE ONE BUS (CLASS 400)	0.0	TR	PURCHASE BUS	STP	72,000	57,600	0	0	0	14,400
560	3	BB	TRS-7077-14	MNDOT	TIMBER TRAILS TRANSIT, PURCHASE ONE BUS (CLASS 400)	0.0	TR	PURCHASE BUS	STP	72,000	57,600	0	0	0	14,400
768	4	BB	TRS-1131-14	MNDOT	PRODUCTIVE ALTERNATIVES, PURCHASE 3 BUSES (CLASS 400)	0.0	TR	PURCHASE BUS	STP	216,000	172,800	0	0	0	43,200
769	4	BB	TRS-7067-14	MNDOT	RAINBOW RIDER, PURCHASE 3 BUSES (CLASS 400)	0.0	TR	PURCHASE BUS	STP	216,000	172,800	0	0	0	43,200
770	4	BB	TRS-7318-14	MNDOT	BECKER COUNTY, PURCHASE BUS (CLASS 400)	0.0	TR	PURCHASE BUS	STP	72,000	57,600	0	0	0	14,400
994	6	BB	TRS-0001-14	MN/DOT	CVS - PURCHASE 1 BUS (CLASS 400)	0.0	TR	PURCHASE BUS	STP	74,000	59,200	0	0	0	14,800
995	6	BB	TRS-0039-14	NORTHFIELD	NORTHFIELD - PURCHASE 1 BUS (CLASS 400)	0.0	TR	PURCHASE BUS	STP	74,000	59,200	0	0	0	14,800
998	6	BB	TRS-0065-14	MN/DOT	CITY OF WINONA - PURCHASE 2 BUSES (CLASS 600)	0.0	TR	PURCHASE BUS	STP	430,000	344,000	0	0	0	86,000
999	6	BB	TRS-1977-14	MN/DOT	SEMCAC - PURCHASE 1 BUS (CLASS 400)	0.0	TR	PURCHASE BUS	STP	74,000	59,200	0	0	0	14,800
1000	6	BB	TRS-3342-14	STEELE COUNTY	STEELE COUNTY PUBLIC TRANSIT - PURCHASE 1 BUS (CLASS 400)	0.0	TR	PURCHASE BUS	STP	74,000	59,200	0	0	0	14,800

Seq #	ATP	Route System	Project Number	Agency	Description	Miles	Program	Type of Work	Proposed Funds	Total	FHWA	AC	FTA	TH	Other
1001	6	BB	TRS-7284-14	THREE RIVERS	THREE RIVERS - PURCHASE 1 BUS (CLASS 400)	0.0	TR	PURCHASE BUS	STP	74,000	59,200	0	0	0	14,800
1228	7	BB	TRS-0014-14	MNDOT	COTTONWOOD COUNTY PURCHASE 1 BUS (CLASS 400)	0.0	TR	PURCHASE BUS	STP	72,000	57,600	0	0	0	14,400
1229	7	BB	TRS-0025-14	MNDOT	CITY OF LE SUEUR PURCHASE 1 BUS (CLASS 400)	0.0	TR	PURCHASE BUS	STP	72,000	57,600	0	0	0	14,400
1230	7	BB	TRS-0046-14	MNDOT	MARTIN COUNTY PURCHASE 1 BUS (CLASS 400)	0.0	TR	PURCHASE BUS	STP	74,000	59,200	0	0	0	14,800
1231	7	BB	TRS-0083-14	MNDOT	WATONWAN COUNTY PURCHASE 1 BUS (CLASS 400)	0.0	TR	PURCHASE BUS	STP	74,000	59,200	0	0	0	14,800
1232	7	BB	TRS-0280-14	MNDOT	BROWN COUNTY PURCHASE 1 BUS (CLASS 400)	0.0	TR	PURCHASE BUS	STP	72,000	57,600	0	0	0	14,400
1233	7	BB	TRS-2496-14	MNDOT	CITY OF ST PETER PURCHASE 1 BUS (CLASS 400)	0.0	TR	PURCHASE BUS	STP	74,000	59,200	0	0	0	14,800
1234	7	BB	TRS-3331-14	MNDOT	ROCK COUNTY PURCHASE 1 BUS (CLASS 400)	0.0	TR	PURCHASE BUS	STP	74,000	59,200	0	0	0	14,800
1235	7	BB	TRS-7311-14	MNDOT	TRAILBLAZER TRANSIT PURCHASE 1 BUSS (CLASS 400)	0.0	TR	PURCHASE BUS	STP	74,000	59,200	0	0	0	14,800
1406	8	BB	TRS-0032-14	MNDOT	LINCOLN CO, PURCHASE 1 BUS (CLASS 400)	0.0	TR	PURCHASE BUS	STP	74,000	59,200	0	0	0	14,800
1407	8	BB	TRS-1738-14	MNDOT	PRAIRIE FIVE, PURCHASE 2 BUSES (CLASS 400)	0.0	TR	PURCHASE BUS	STP	74,000	59,200	0	0	0	14,800
1408	8	BB	TRS-2387-14	MNDOT	WESTERN COMMUNITY ACTION, PURCHASE 2 BUSES (CLASS 400)	0.0	TR	PURCHASE BUS	STP	148,000	118,400	0	0	0	29,600
1409	8	BB	TRS-3312-14	MNDOT	MEEKER CO, PURCHASE 1 BUS (CLASS 400)	0.0	TR	PURCHASE BUS	STP	74,000	59,200	0	0	0	14,800
1410	8	BB	TRS-3316-14	MNDOT	PIPESTONE CO, PURCHASE 1 BUS (CLASS 400)	0.0	TR	PURCHASE BUS	STP	74,000	59,200	0	0	0	14,800
1411	8	BB	TRS-3339-14	MNDOT	RENVILLE CO, PURCHASE 1 BUS (CLASS 400)	0.0	TR	PURCHASE BUS	STP	74,000	59,200	0	0	0	14,800
1412	8	BB	TRS-7311-14	MNDOT	TRAILBLAZER, PURCHASE 4 BUSES (CLASS 400)	0.0	TR	PURCHASE BUS	STP	296,000	236,800	0	0	0	59,200
1413	8	BB	TRS-7340-14	MNDOT	KANDIYOHI CO, PURCHASE 1 BUS (CLASS 400)	0.0	TR	PURCHASE BUS	STP	74,000	59,200	0	0	0	14,800
1916	M	BB	TRS-7068-14	MNDOT	HEARTLAND EXPRESS-PURCHASE CLASS 400 BUS	0.0	TR	PURCHASE BUS	STP	72,000	57,600	0	0	0	14,400
1917	M	BB	TRS-TCMT-11B	SOUTHWEST TRANSIT	CMAQ: PURCHASE 15 BUSES FOR EXPRESS SERVICE	0.0	TR	BUS GRANT CAPITAL IMPROVEMENT	CMAQ	8,250,000	6,600,000	0	0	0	1,650,000
1918	M	CMAQ	TRS-TCMT-14	MVTA	CMAQ: PURCHASE SIX BUSES & FUND STARTUP OPERATIONS FOR SERVICE BETWEEN SOUTH METRO & DOWNTOWN ST. PAUL ALONG I-35E, TH 13 & OTHER ROADWAYS	0.0	TR	PURCHASE BUS	CMAQ	3,606,923	2,885,538	0	0	0	721,385

Seq #	ATP	Route System	Project Number	Agency	Description	Miles	Program	Type of Work	Proposed Funds	Total	FHWA	AC	FTA	TH	Other
1919	M	CMAQ	TRS-TCMT-14A	MET COUNCIL-MT	CMAQ: CENTRAL CORRIDOR OPERATING COSTS ON UNIVERSITY AVE BETWEEN DOWNTOWN MPLS & DOWNTOWN ST. PAUL	0.0	TR	OPERATE BUS	CMAQ	13,839,259	7,000,000	0	0	0	6,839,259
1920	M	CMAQ	TRS-TCMT-14B	MET COUNCIL-MT	CMAQ: ON I-94 NEAR MANNING AVE IN LAKE ELMO- CONSTRUCT PARK & RIDE	0.0	TR	GRADE AND SURFACE	CMAQ	11,428,823	7,280,000	0	0	0	4,148,823
1921	M	CMAQ	TRS-TCMT-14C	MET COUNCIL-MT	CMAQ TDM: ACTIVITIES TO REDUCE SOV USE BY VAN POOLS, CAR POOL & RIDE MATCHING PROGRAMS, MARKETING, TRANSIT RIDERSHIP INCENTIVES BY SUPPORTING SEVERAL TRANSPORTATION MANAGEMENT ORGANIZATIONS.	0.0	TM	PLANNING	CMAQ	4,375,000	3,500,000	0	0	0	875,000
1922	M	CMAQ	TRS-TCMT-14D	SHAKOPEE & PRIOR LAKE	CMAQ: EXPANSION SERVICE AND BUSES - SHAKOPEE & PRIOR LAKE	0.0	TR	PURCHASE BUS	CMAQ	1,005,000	804,000	0	0	0	201,000
1988	M	MN 55	8825-388	MNDOT	TH55, TH13 & TH 149-COORDINATION & RETIMING OF SIGNALS INCLUDING CCTV CAMERAS, MESSAGE SIGNS AND UPGRADING SIGNAL CABINETS FOR FUTURE TRANSIT SIGNAL PRIORITY	0.0	TM	SIGNALS & CAMERA INSTALLATION	CMAQ	1,172,475	937,980	0	0	234,495	0
1990	M	US 61	1913-75	MNDOT	FROM 4TH ST IN HASTINGS TO I-94 IN ST PAUL- FREEWAY MANAGEMENT SYSTEM ON TH 61	18.3	TM	FREEWAY MANAGEMENT SYSTEM	CMAQ	3,744,000	2,995,200	0	0	748,800	0
2224	C	BB	880C-TRS-14	MNDOT	GREATER MN TRANSIT CAPITAL	0.0	TR	PURCHASE BUS	STP	1,250,000	1,000,000	0	0	0	250,000
										\$59,211,480	\$40,381,918	\$0	\$0	\$983,295	\$17,846,267

Seq #	ATP	Route System	Project Number	Agency	Description	Miles	Program	Type of Work	Proposed Funds	Total	FHWA	AC	FTA	TH	Other
150	1	BB	TRS-0005-15	MNDOT	ARROWHEAD TRANSIT-PURCHASE 6 BUSES - (CLASS 500)	0.0	TR	PURCHASE BUS	STP	741,600	643,200	0	0	0	98,400
338	2	BB	TRS-0006-15	MNDOT	PAUL BUNYAN TRANSIT - PURCHASE 2 BUSES (CLASS 400-G)	0.0	TR	PURCHASE BUS	STP	148,000	118,400	0	0	0	29,600
339	2	BB	TRS-0058-15	MNDOT	TRI-VALLEY TRANSIT - PURCHASE 1 BUS (CLASS 400-G)	0.0	TR	PURCHASE BUS	STP	74,000	59,200	0	0	0	14,800
340	2	BB	TRS-1010-15	MNDOT	HUBBARD CO - PURCHASE 1 BUS (CLASS 400-G)	0.0	TR	PURCHASE BUS	STP	74,000	59,200	0	0	0	14,800
341	2	BB	TRS-3084-15	MNDOT	ROSEAU CO - PURCHASE 1 BUS (CLASS 400-G)	0.0	TR	PURCHASE BUS	STP	74,000	59,200	0	0	0	14,800
363	2	BB	8802-TRS-15	MNDOT	DISTRICT 2 SETASIDES - FY 2015	0.0	TR	PURCHASE BUS	STP	5,000	4,000	0	0	0	1,000
596	3	BB	TRF-0048-15	METRO BUS	ST CLOUD METRO BUS PURCHASE 3 SMALL BUSES	0.0	TR	PURCHASE BUS	STP	480,000	320,000	0	0	0	160,000
616	3	BB	TRS-0055-15	MNDOT	RIVER RIDER TRANSIT, PURCHASE ONE BUS (CLASS 400)	0.0	TR	PURCHASE BUS	STP	78,000	62,400	0	0	0	15,600
617	3	BB	TRS-0057-15	MNDOT	TRI-CAP TRANSIT, PURCHASE OF ONE BUS (CLASS 400)	0.0	TR	PURCHASE BUS	STP	78,000	62,400	0	0	0	15,600
618	3	BB	TRS-3449-15	MNDOT	BRAINERD/CROW WING COUNTY PUBLIC TRANSIT, PURCHASE ONE BUS (CLASS 400)	0.0	TR	PURCHASE BUS	STP	76,000	60,800	0	0	0	15,200
619	3	BB	TRS-7067-15	MNDOT	RAINBOW RIDER PUBLIC TRANSIT, PURCHASE ONE BUS (CLASS 400)	0.0	TR	PURCHASE BUS	STP	76,000	60,800	0	0	0	15,200
620	3	BB	TRS-7068-15	MNDOT	ISANTI HEARTLAND EXPRESS, PURCHASE ONE BUS (CLASS 400)	0.0	TR	PURCHASE BUS	STP	76,000	60,800	0	0	0	15,200
807	4	BB	TRS-0007-15	MNDOT	CITY OF BENSON, PURCHASE BUS (CLASS 400)	0.0	TR	PURCHASE BUS	STP	74,000	59,200	0	0	0	14,800
808	4	BB	TRS-0034-15	MNDOT	CITY OF MOORHEAD, PURCHASE BUS (CLASS 400)	0.0	TR	PURCHASE BUS	STP	80,000	64,000	0	0	0	16,000
809	4	BB	TRS-0035-15	MNDOT	CITY OF MORRIS, PURCHASE BUS (CLASS 400)	0.0	TR	PURCHASE BUS	STP	74,000	59,200	0	0	0	14,800
810	4	BB	TRS-1131-15	MNDOT	PRODUCTIVE ALTERNATIVES, PURCHASE 2 BUSES (CLASS 400)	0.0	TR	PURCHASE BUS	STP	148,000	118,400	0	0	0	29,600
811	4	BB	TRS-7067-15	MNDOT	RAINBOW RIDER, PURCHASE 4 BUSES (CLASS 400)	0.0	TR	PURCHASE BUS	STP	296,000	236,800	0	0	0	59,200
1051	6	BB	TRS-1977-15	MN/DOT	SEMCAC - PURCHASE 1 BUS (CLASS 400)	0.0	TR	PURCHASE BUS	STP	76,000	60,800	0	0	0	15,200
1052	6	BB	TRS-3342-15	STEELE COUNTY	STEELE COUNTY PUBLIC TRANSIT - PURCHASE 1 BUS (CLASS 400)	0.0	TR	PURCHASE BUS	STP	76,000	60,800	0	0	0	15,200
1053	6	BB	TRS-7071-15	AMCAT	AMCAT - PURCHASE 1 BUS (CLASS 400)	0.0	TR	PURCHASE BUS	STP	76,000	60,800	0	0	0	15,200

Seq #	ATP	Route System	Project Number	Agency	Description	Miles	Program	Type of Work	Proposed Funds	Total	FHWA	AC	FTA	TH	Other
1054	6	BB	TRS-7284-15	THREE RIVERS	THREE RIVERS - PURCHASE 1 BUS (CLASS 400)	0.0	TR	PURCHASE BUS	STP	76,000	60,800	0	0	0	15,200
1272	7	BB	TRS-0046-15	MNDOT	MARTIN COUNTY PURCHASE 1 BUS (CLASS 400)	0.0	TR	PURCHASE BUS	STP	74,000	59,200	0	0	0	14,800
1273	7	BB	TRS-0280-15	MNDOT	BROWN COUNTY PURCHASE 1 BUS (CLASS 400)	0.0	TR	PURCHASE BUS	STP	74,000	59,200	0	0	0	14,800
1274	7	BB	TRS-2496-15	MNDOT	CITY OF ST PETER PURCHASE 1 BUS (CLASS 400)	0.0	TR	PURCHASE BUS	STP	76,000	60,800	0	0	0	15,200
1454	8	BB	TRS-0026-15	MNDOT	LINCOLN CO, PURCHASE 1 BUS (CLASS 400)	0.0	TR	PURCHASE BUS	STP	76,000	60,800	0	0	0	15,200
1455	8	BB	TRS-1738-15	MNDOT	PRAIRIE FIVE, PURCHASE 1 BUS (CLASS 400)	0.0	TR	PURCHASE BUS	STP	76,000	60,800	0	0	0	15,200
1456	8	BB	TRS-2387-15	MNDOT	WESTERN COMMUNITY ACTION, PURCHASE 2 BUSES (CLASS 400)	0.0	TR	PURCHASE BUS	STP	152,000	121,600	0	0	0	30,400
1457	8	BB	TRS-3325-15	MNDOT	MURRAY CO, PURCHASE 1 BUS (CLASS 400)	0.0	TR	PURCHASE BUS	STP	76,000	60,800	0	0	0	15,200
1458	8	BB	TRS-7311-15	MNDOT	TRAILBLAZER, PURCHASE 4 BUSES (CLASS 400)	0.0	TR	PURCHASE BUS	STP	304,000	243,200	0	0	0	60,800
1459	8	BB	TRS-7340-15	MNDOT	KANDIYOHI CO, PURCHASE 1 BUS (CLASS 500)	0.0	TR	PURCHASE BUS	STP	76,000	60,800	0	0	0	15,200
2044	M	BB	TRS-7068-15	MNDOT	HEARTLAND EXPRESS-PURCHASE CLASS 400 BUS	0.0	TR	PURCHASE BUS	STP	76,000	60,800	0	0	0	15,200
2097	M	LOCAL 999	880M-CMAQ-15	MN/DOT	METRO ATP SETASIDE FOR CMAQ (TRANSIT EXPANSION & SYSTEM MGMT) PROJECTS YET TO BE SELECTED FOR FY 2015	0.0	NA	MISCELLANEOUS	CMAQ	31,250,000	25,000,000	0	0	0	6,250,000
2256	C	BB	880C-TRS-15	MNDOT	GREATER MN TRANSIT CAPITAL	0.0	TR	PURCHASE BUS	STP	1,250,000	1,000,000	0	0	0	250,000
										\$36,516,600	\$29,199,200	\$0	\$0	\$0	\$7,317,400

Indian Reservation Roads Program (IRR)

INDIAN RESERVATION ROADS

The Federal Lands - Indian Reservation Roads (IRR) program is co-administered by the Federal Highway Administration and the Bureau of Indian Affairs (BIA). The Indian tribal government, in cooperation with the BIA, (and any state or local government, or metropolitan planning organization as may be appropriate), develops a transportation improvement program that includes all Indian reservation roads and bridge projects proposed for funding. The projects must be selected by the Indian tribal government from the Transportation Improvement Program (TIP) and approved by the BIA and FHWA.

The IRR TIP is forwarded by FHWA to MnDOT and incorporated into the State Transportation Improvement Program (STIP).



Indian Reservation Roads Programs

Federal Lands Highway

CSTIP Report

REPORT FILTER: Reporting one CSTIP.



Entity Name F52409 - Red Lake
 Program Class Code 31E
 CSTIP Type TIP Fiscal Year 2011
 05-MAY-11 Funding Amount 3,163,576

FIRST PAGE FOR CSTIP

State 27 - Minnesota
 Location F52409 - Red Lake

Projects on the CSTIP withn this state are listed and subtotaled in this section
 Covers that part of the reservation within the current state.

PCAS	Class	Name	County	Project Type	Work Type	Phase	FY 2011 (\$)	FY 2012 (\$)	FY 2013 (\$)	FY 2014 (\$)	FY 2015 (\$)	Total
F5202811	R	NORTHEAST BOUNDARY ROAD	007 - Beltrami	REHAB	7	CE	0	0	0	120,000	0	120,000
						CONS	0	0	0	1,500,000	0	1,500,000
						PE	185,000	5,000	2,000	0	0	192,000
						Z	10,000	5,000	1,000	20,000	0	36,000
						Total	195,000	10,000	3,000	1,640,000	0	1,848,000
F5205011	R	THUNDER LAKE ROAD EAST	007 - Beltrami	NEWCON	7	CE	0	0	300,000	187,500	0	487,500
						CONS	0	0	2,000,000	1,250,000	0	3,250,000
						PE	245,000	410,000	280,756	0	0	935,756
						Z	10,000	10,000	15,000	10,000	0	45,000
						Total	255,000	420,000	2,595,756	1,447,500	0	4,718,256
F5240901	R	TRANSFER STATION ACCESS ROAD	007 - Beltrami	RECONS	7	CE	0	0	0	0	0	0
						CONS	0	0	0	0	0	0
						PE	1,000	0	0	0	0	1,000
						Z	0	0	0	0	0	0
						Total	1,000	0	0	0	0	1,000
F5240902	R	OLD NEBISH ROAD SPUR	007 - Beltrami	NEWCON	7	CE	0	0	0	0	0	0
						CONS	0	0	0	0	0	0
						PE	1,000	0	0	0	0	1,000
						Z	0	0	0	0	0	0
						Total	1,000	0	0	0	0	1,000
F5240903	R	GONVICK TRUCK TRAIL SPUR	007 - Beltrami	NEWCON	7	CE	0	0	0	0	0	0
						CONS	0	0	0	0	0	0
						PE	1,000	0	0	0	0	1,000
						Z	0	0	0	0	0	0
						Total	1,000	0	0	0	0	1,000
F5240904	R	NORTH SHORE ROAD SPUR	007 - Beltrami	NEWCON	7	CE	0	0	0	0	0	0
						CONS	0	0	0	0	0	0
						PE	1,000	0	0	0	0	1,000
						Z	0	0	0	0	0	0
						Total	1,000	0	0	0	0	1,000



Indian Reservation Roads Programs

Federal Lands Highway

CSTIP Report

REPORT FILTER: Reporting one CSTIP.



Entity Name	F52409 - Red Lake		
Program Class Code	31E		
CSTIP Type	TIP	Fiscal Year	2011
	05-MAY-11	Funding Amount	3,163,576

State 27 - Minnesota **Projects on the CSTIP withn this state are listed and subtotaled in this section**
Location F52409 - Red Lake **Covers that part of the reservation within the current state.**

PCAS	Class	Name	County	Project Type	Work Type	Phase	FY 2011 (\$)	FY 2012 (\$)	FY 2013 (\$)	FY 2014 (\$)	FY 2015 (\$)	Total
F5240905	R	HIGHLANDS SECOND ADDITION STRE	007 - Beltrami	NEWCON	7	CE	194,291	67,000	0	0	0	261,291
						CONS	1,500,000	240,000	0	0	0	1,740,000
						PE	169,000	0	0	0	0	169,000
						Z	5,000	10,000	0	0	0	15,000
						Total	1,868,291	317,000	0	0	0	2,185,291
F5240906	R	HEART LAKE ADDITION STREETS	007 - Beltrami	NEWCON	7	CE	0	287,000	72,000	0	0	359,000
						CONS	0	2,100,000	480,000	0	0	2,580,000
						PE	249,000	0	0	0	0	249,000
						Z	5,000	16,576	10,000	0	0	31,576
						Total	254,000	2,403,576	562,000	0	0	3,219,576
F52409A4	R	NORTH SHORE ROAD	007 - Beltrami	REHAB	7	CE	0	0	0	0	0	0
						CONS	0	0	0	0	0	0
						PE	175,000	8,000	2,000	1,000	0	186,000
						Z	14,785	5,000	1,000	0	0	20,785
						Total	189,785	13,000	3,000	1,000	0	206,785
F52409A6	R	OH-BAH-SHING ROAD EXTENSION	007 - Beltrami	RECONS	7	CE	42,500	0	0	0	0	42,500
						CONS	350,000	0	0	0	0	350,000
						PE	0	0	0	0	0	0
						Z	5,000	0	0	0	0	5,000
						Total	397,500	0	0	0	0	397,500
F5250213	R	THUNDER LAKE CONNECTOR (HEART	007 - Beltrami	RECONS	7	CE	0	0	0	0	0	0
						CONS	0	0	0	0	0	0
						PE	0	0	0	70,076	0	70,076
						Z	0	0	0	5,000	0	5,000
						Total	0	0	0	75,076	0	75,076
Location Subtotal							3,163,576	3,163,576	3,163,756	3,163,576	0	12,654,484
State Subtotal							3,163,576	3,163,576	3,163,756	3,163,576	0	12,654,484
CSTIP Subtotal							3,163,576	3,163,576	3,163,756	3,163,576	0	12,654,484
Report Total							3,163,576	3,163,576	3,163,756	3,163,576	0	12,654,484



Indian Reservation Roads Programs

Federal Lands Highway

CSTIP Report

REPORT FILTER: Reporting one CSTIP.



Entity Name F53404 - BOIS FORTE
 Program Class Code 31E
 CSTIP Type TIP Fiscal Year 2011
 25-MAR-11 Funding Amount 1,487,453

FIRST PAGE FOR CSTIP

State 27 - Minnesota
 Location F53404 - Bois Forte

Projects on the CSTIP with this state are listed and subtotaled in this section
 Covers that part of the reservation within the current state.

PCAS	Class	Name	County	Project Type	Work Type	Phase	FY 2011 (\$)	FY 2012 (\$)	FY 2013 (\$)	FY 2014 (\$)	FY 2015 (\$)	Total
F5340408	R	FARM POINT ROAD	137 - St. Louis	REHAB	7	CE	1,000	0	0	0	0	1,000
						CONS	1,000	0	0	0	0	1,000
						PE	0	0	0	0	0	0
						Z	0	0	0	0	0	0
						Total	2,000	0	0	0	0	2,000
F5340409	R	WHISHEY POINT ROAD	137 - St. Louis	REHAB	7	CE	0	32,000	0	0	0	32,000
						CONS	0	255,857	0	0	0	255,857
						PE	0	25,000	0	0	0	25,000
						Z	0	0	0	0	0	0
						Total	0	312,857	0	0	0	312,857
F5340410	R	PALMQUIST STREET EXTENSION	137 - St. Louis	NEWCON	7	CE	0	0	0	1,000	0	1,000
						CONS	0	0	0	1,000	0	1,000
						PE	0	0	0	1,000	0	1,000
						Z	0	0	0	0	0	0
						Total	0	0	0	3,000	0	3,000
F5340411	R	PALMQUIST ROAD	137 - St. Louis	REHAB	7	CE	60,000	0	0	0	0	60,000
						CONS	770,771	0	0	0	0	770,771
						PE	0	0	0	0	0	0
						Z	0	0	0	0	0	0
						Total	830,771	0	0	0	0	830,771
F5340413	R	PUBLIC WORKS DRIVE	137 - St. Louis	NEWCON	7	CE	4,000	0	0	0	0	4,000
						CONS	34,780	0	0	0	0	34,780
						PE	0	0	0	0	0	0
						Z	0	0	0	0	0	0
						Total	38,780	0	0	0	0	38,780
F5340417	R	RIDGE DRIVE EXTENSION	137 - St. Louis	NEWCON	7	CE	0	0	0	1,000	0	1,000
						CONS	0	0	0	1,000	0	1,000
						PE	0	0	0	0	0	0
						Z	0	0	0	0	0	0
						Total	0	0	0	2,000	0	2,000



Indian Reservation Roads Programs

Federal Lands Highway

CSTIP Report

REPORT FILTER: Reporting one CSTIP.



Entity Name	F53404 - BOIS FORTE		
Program Class Code	31E		
CSTIP Type	TIP	Fiscal Year	2011
	25-MAR-11	Funding Amount	1,487,453

State 27 - Minnesota
 Location F53404 - Bois Forte

Projects on the CSTIP withn this state are listed and subtotaled in this section
 Covers that part of the reservation within the current state.

PCAS	Class	Name	County	Project Type	Work Type	Phase	FY 2011 (\$)	FY 2012 (\$)	FY 2013 (\$)	FY 2014 (\$)	FY 2015 (\$)	Total
F5340420	R	PALMQUIST ADDITION STREETS	137 - St. Louis	REHAB	7	CE	0	0	44,000	0	0	44,000
						CONS	0	0	372,250	0	0	372,250
						PE	0	0	40,000	0	0	40,000
						Z	0	0	0	0	0	0
						Total	0	0	456,250	0	0	456,250
F5340421	R	INDIAN POINT ROAD	137 - St. Louis	REHAB	7	CE	20,000	0	0	0	0	20,000
						CONS	173,900	0	0	0	0	173,900
						PE	0	0	0	0	0	0
						Z	0	0	0	0	0	0
						Total	193,900	0	0	0	0	193,900
F5340422	R	BALL PARK DRIVE	137 - St. Louis	REHAB	7	CE	2,000	0	0	0	0	2,000
						CONS	17,390	0	0	0	0	17,390
						PE	0	0	0	0	0	0
						Z	0	0	0	0	0	0
						Total	19,390	0	0	0	0	19,390
F5340423	R	EAST BOIS FORTE ROAD	137 - St. Louis	REHAB	7	CE	0	0	40,000	0	0	40,000
						CONS	0	0	335,625	0	0	335,625
						PE	0	0	35,000	0	0	35,000
						Z	0	0	0	0	0	0
						Total	0	0	410,625	0	0	410,625
F5340424	R	SUGARBUSH ROAD	137 - St. Louis	REHAB	7	CE	0	0	15,000	0	0	15,000
						CONS	0	0	111,875	0	0	111,875
						PE	0	0	10,000	0	0	10,000
						Z	0	0	0	0	0	0
						Total	0	0	136,875	0	0	136,875
F5340425	R	CEMETERY ROAD	137 - St. Louis	RECONS	7	CE	0	0	0	27,500	0	27,500
						CONS	0	0	0	223,750	0	223,750
						PE	0	0	0	22,500	0	22,500
						Z	0	0	0	0	0	0
						Total	0	0	0	273,750	0	273,750



Indian Reservation Roads Programs

Federal Lands Highway

CSTIP Report

REPORT FILTER: Reporting one CSTIP.



Entity Name	F53404 - BOIS FORTE		
Program Class Code	31E		
CSTIP Type	TIP	Fiscal Year	2011
	25-MAR-11	Funding Amount	1,487,453

State 27 - Minnesota Location F53404 - Bois Forte Projects on the CSTIP withn this state are listed and subtotaled in this section
Covers that part of the reservation within the current state.

PCAS	Class	Name	County	Project Type	Work Type	Phase	FY 2011 (\$)	FY 2012 (\$)	FY 2013 (\$)	FY 2014 (\$)	FY 2015 (\$)	Total
F5340426	R	EVERETT BAY ROAD	137 - St. Louis	RECONS	7	CE	0	0	0	27,500	0	27,500
						CONS	0	0	0	223,750	0	223,750
						PE	0	0	0	22,500	0	22,500
						Z	0	0	0	0	0	0
						Total	0	0	0	273,750	0	273,750
F5340427	R	EAGLE POINT ROAD	137 - St. Louis	REHAB	7	CE	0	0	0	37,000	0	37,000
						CONS	0	0	0	298,000	0	298,000
						PE	0	0	0	30,000	0	30,000
						Z	0	0	0	0	0	0
						Total	0	0	0	365,000	0	365,000
F5340428	R	NORWAY DRIVE	137 - St. Louis	RECONS	7	CE	0	0	0	19,000	0	19,000
						CONS	0	0	0	149,500	0	149,500
						PE	0	0	0	14,000	0	14,000
						Z	0	0	0	0	0	0
						Total	0	0	0	182,500	0	182,500
F5340444	R	WHISKEY LANE	137 - St. Louis	NEWCON	7	CE	0	14,000	0	0	0	14,000
						CONS	0	54,214	0	0	0	54,214
						PE	0	10,000	0	0	0	10,000
						Z	0	0	0	0	0	0
						Total	0	78,214	0	0	0	78,214
F5340448	R	WEST DUFFY POINT ROAD	137 - St. Louis	NEWCON	7	CE	0	16,000	0	0	0	16,000
						CONS	0	128,429	0	0	0	128,429
						PE	0	12,000	0	0	0	12,000
						Z	0	0	0	0	0	0
						Total	0	156,429	0	0	0	156,429
F5340449	R	SKOGMAN ROAD	137 - St. Louis	NEWCON	7	CE	0	35,000	0	0	0	35,000
						CONS	0	286,964	0	0	0	286,964
						PE	0	30,000	0	0	0	30,000
						Z	0	0	0	0	0	0
						Total	0	351,964	0	0	0	351,964



Indian Reservation Roads Programs

Federal Lands Highway

CSTIP Report

REPORT FILTER: Reporting one CSTIP.



Entity Name	F53404 - BOIS FORTE		
Program Class Code	31E		
CSTIP Type	TIP	Fiscal Year	2011
	25-MAR-11	Funding Amount	1,487,453

State 27 - Minnesota **Projects on the CSTIP withn this state are listed and subtotaled in this section**
Location F53404 - Bois Forte **Covers that part of the reservation within the current state.**

		Phase	FY 2011 (\$)	FY 2012 (\$)	FY 2013 (\$)	FY 2014 (\$)	FY 2015 (\$)	Total
PCAS	F5340461	CE	0	0	9,000	0	0	9,000
Class	R	CONS	0	0	75,250	0	0	75,250
Name	BIG POINT DRIVE	PE	0	0	7,000	0	0	7,000
County	137 - St. Louis	Z	0	0	0	0	0	0
Project Type	RECONS	Total	0	0	91,250	0	0	91,250
Work Type	7							
PCAS	F5340462	CE	0	22,000	0	0	0	22,000
Class	R	CONS	0	159,536	0	0	0	159,536
Name	GOOFY'S ROAD	PE	0	14,000	0	0	0	14,000
County	137 - St. Louis	Z	0	0	0	0	0	0
Project Type	NEWCON	Total	0	195,536	0	0	0	195,536
Work Type	7							
PCAS	F5340495	CE	0	0	0	1,000	0	1,000
Class	R	CONS	0	0	0	1,000	0	1,000
Name	DRAKE DRIVE	PE	0	0	0	1,000	0	1,000
County	137 - St. Louis	Z	0	0	0	0	0	0
Project Type	NEWCON	Total	0	0	0	3,000	0	3,000
Work Type	7							
PCAS	F53404RM	CE	0	0	0	0	0	0
Class	O	CONS	0	0	0	0	0	0
Name	IRR ROAD MAINTENANCE	PE	0	0	0	0	0	0
County	137 - St. Louis	Z	371,863	375,000	375,000	375,000	0	1,496,863
Project Type	SAFETY	Total	371,863	375,000	375,000	375,000	0	1,496,863
Work Type	P1							
PCAS	F53404RP	CE	0	0	0	0	0	0
Class	O	CONS	0	0	0	0	0	0
Name	IRR PLANNING PROJECT	PE	29,749	30,000	30,000	30,000	0	119,749
County	137 - St. Louis	Z	0	0	0	0	0	0
Project Type	PLANING	Total	29,749	30,000	30,000	30,000	0	119,749
Work Type	P9							
Location Subtotal			1,486,453	1,500,000	1,500,000	1,508,000	0	5,994,453
State Subtotal			1,486,453	1,500,000	1,500,000	1,508,000	0	5,994,453



Indian Reservation Roads Programs

Federal Lands Highway

CSTIP Report

REPORT FILTER: Reporting one CSTIP.



Entity Name	F53404 - BOIS FORTE		
Program Class Code	31E		
CSTIP Type	TIP	Fiscal Year	2011
	25-MAR-11	Funding Amount	1,487,453

State - --- **Projects on the CSTIP withn this state are listed and subtotaled in this section**
Location F53404 - Bois Forte **Covers that part of the reservation within the current state.**

			FY 2011 (\$)	FY 2012 (\$)	FY 2013 (\$)	FY 2014 (\$)	FY 2015 (\$)	
PCAS	F53404RT	Phase						Total
Class	O	CE	1,000	1,000	1,000	1,000	0	4,000
Name	IRR TRANSIT	CONS	0	0	0	0	0	0
County	- ---	PE	0	0	0	0	0	0
Project Type	TRANSIT	Z	0	0	0	0	0	0
Work Type	T2	Total	1,000	1,000	1,000	1,000	0	4,000
Location Subtotal			1,000	1,000	1,000	1,000	0	4,000
State Subtotal			1,000	1,000	1,000	1,000	0	4,000
CSTIP Subtotal			1,487,453	1,501,000	1,501,000	1,509,000	0	5,998,453
Report Total			1,487,453	1,501,000	1,501,000	1,509,000	0	5,998,453



Indian Reservation Roads Programs

Federal Lands Highway

CSTIP Report

REPORT FILTER: Reporting one CSTIP.



Entity Name F53405 - Fond Du Lac
 Program Class Code 31E
 CSTIP Type TIP Fiscal Year 2011
 06-JUL-11 Funding Amount 1,412,407

FIRST PAGE FOR CSTIP

State 27 - Minnesota
 Location F53405 - Fond Du Lac

Projects on the CSTIP with this state are listed and subtotaled in this section
 Covers that part of the reservation within the current state.

PCAS	Class	Name	County	Project Type	Work Type	Phase	FY 2011 (\$)	FY 2012 (\$)	FY 2013 (\$)	FY 2014 (\$)	FY 2015 (\$)	Total
F5305007	R	FOND DU LAC STREETS	017 - Carlton	RECONS	7	CE	1,000	1,000	1,000	1,000	0	4,000
						CONS	10,000	9,000	9,000	9,000	0	37,000
						PE	0	0	0	0	0	0
						Z	0	0	0	0	0	0
						Total	11,000	10,000	10,000	10,000	0	41,000
F5308009	R	BROOKSTON ROAD	017 - Carlton	RECONS	7	CE	0	0	1,000	20,000	0	21,000
						CONS	0	0	10,000	630,000	0	640,000
						PE	50,000	50,000	0	0	0	100,000
						Z	0	0	0	0	0	0
						Total	50,000	50,000	11,000	650,000	0	761,000
F5310119	R	JOKELA ROAD	137 - St. Louis	RECONS	7	CE	0	0	29,000	30,000	0	59,000
						CONS	0	200,000	400,000	500,000	0	1,100,000
						PE	10,000	0	0	0	0	10,000
						Z	0	0	0	0	0	0
						Total	10,000	200,000	429,000	530,000	0	1,169,000
F5311007	R	MOORHEAD ROAD	017 - Carlton	RECONS	7	CE	40,000	5,000	0	0	0	45,000
						CONS	700,000	100,000	0	0	0	800,000
						PE	0	0	0	0	0	0
						Z	0	0	0	0	0	0
						Total	740,000	105,000	0	0	0	845,000
F5320119	R	DAVIS ROAD	017 - Carlton	RECONS	7	CE	25,000	39,000	0	0	0	64,000
						CONS	186,407	750,000	0	0	0	936,407
						PE	0	0	0	0	0	0
						Z	0	0	0	0	0	0
						Total	211,407	789,000	0	0	0	1,000,407
F5320277	R	CARTWRIGHT ROAD	017 - Carlton	RECONS	7	CE	10,000	6,000	50,000	10,000	0	76,000
						CONS	50,000	90,000	800,000	100,000	0	1,040,000
						PE	0	0	0	0	0	0
						Z	0	0	0	0	0	0
						Total	60,000	96,000	850,000	110,000	0	1,116,000



Indian Reservation Roads Programs

Federal Lands Highway

CSTIP Report

REPORT FILTER: Reporting one CSTIP.



Entity Name	F53405 - Fond Du Lac		
Program Class Code	31E		
CSTIP Type	TIP	Fiscal Year	2011
	06-JUL-11	Funding Amount	1,412,407

State 27 - Minnesota **Projects on the CSTIP with this state are listed and subtotaled in this section**
Location F53405 - Fond Du Lac **Covers that part of the reservation within the current state.**

PCAS	Class	Name	County	Project Type	Work Type	Phase	FY 2011 (\$)	FY 2012 (\$)	FY 2013 (\$)	FY 2014 (\$)	FY 2015 (\$)	Total
F5340506	O	IRR PLANNING	017 - Carlton	PLANNING	P9	CE	0	0	0	0	0	0
						CONS	0	0	0	0	0	0
						PE	50,000	50,000	50,000	50,000	0	200,000
						Z	0	0	0	0	0	0
						Total	50,000	50,000	50,000	50,000	0	200,000
F5340510	R	GIKINOO TRAIL	017 - Carlton	NEWCON	7	CE	0	0	0	0	0	0
						CONS	0	0	0	0	0	0
						PE	130,000	50,000	0	0	0	180,000
						Z	0	0	0	0	0	0
						Total	130,000	50,000	0	0	0	180,000
F53405RM	O	ROAD MAINTENANCE	017 - Carlton	SAFETY	P1	CE	0	0	0	0	0	0
						CONS	0	0	0	0	0	0
						PE	0	0	0	0	0	0
						Z	100,000	100,000	100,000	100,000	0	400,000
						Total	100,000	100,000	100,000	100,000	0	400,000
F53405RT	O	IRR TRANSIT	017 - Carlton	TRANSIT	T2	CE	50,000	50,000	50,000	50,000	0	200,000
						CONS	0	0	0	0	0	0
						PE	0	0	0	0	0	0
						Z	0	0	0	0	0	0
						Total	50,000	50,000	50,000	50,000	0	200,000
Location Subtotal							1,412,407	1,500,000	1,500,000	1,500,000	0	5,912,407
State Subtotal							1,412,407	1,500,000	1,500,000	1,500,000	0	5,912,407
CSTIP Subtotal							1,412,407	1,500,000	1,500,000	1,500,000	0	5,912,407
Report Total							1,412,407	1,500,000	1,500,000	1,500,000	0	5,912,407



Indian Reservation Roads Programs

Federal Lands Highway

CSTIP Report

REPORT FILTER: Reporting one CSTIP.



Entity Name F53406 - Grand Portage
 Program Class Code 31E
 CSTIP Type TIP Fiscal Year 2011
 03-MAR-11 Funding Amount 678,706

FIRST PAGE FOR CSTIP

State 27 - Minnesota
 Location F53406 - Grand Portage

Projects on the CSTIP with this state are listed and subtotaled in this section
 Covers that part of the reservation within the current state.

PCAS	Class	Name	County	Project Type	Work Type	Phase	FY 2011 (\$)	FY 2012 (\$)	FY 2013 (\$)	FY 2014 (\$)	FY 2015 (\$)	Total
F5312105	R	WEST VILLAGE	031 - Cook	REHAB	7	CE	0	0	0	1,000	0	1,000
						CONS	0	0	0	10,000	0	10,000
						PE	1,000	4,000	3,000	0	0	8,000
						Z	0	0	0	0	0	0
						Total	1,000	4,000	3,000	11,000	0	19,000
F5340606	O	IRR PLANNING PROJECT	031 - Cook	PLANING	P9	CE	0	0	0	0	0	0
						CONS	0	0	0	0	0	0
						PE	35,000	35,000	35,000	35,000	0	140,000
						Z	0	0	0	0	0	0
						Total	35,000	35,000	35,000	35,000	0	140,000
F5340607	R	LODGE ROAD	031 - Cook	RECONS	7	CE	0	10,000	7,000	1,000	0	18,000
						CONS	0	100,000	140,000	12,000	0	252,000
						PE	1,000	16,000	2,000	0	0	19,000
						Z	0	0	0	0	0	0
						Total	1,000	126,000	149,000	13,000	0	289,000
F5340608	O	LODGE PARKING	031 - Cook	SAFETY	8	CE	0	0	4,000	15,000	0	19,000
						CONS	0	200,000	150,000	150,000	0	500,000
						PE	1,000	16,000	2,000	0	0	19,000
						Z	0	0	0	0	0	0
						Total	1,000	216,000	156,000	165,000	0	538,000
F5340612	R	UNNAMED PROPOSED ROAD (TRANS	031 - Cook	NEWCON	7	CE	0	0	4,000	15,000	0	19,000
						CONS	0	0	40,000	150,000	0	190,000
						PE	1,000	8,000	2,000	0	0	11,000
						Z	0	0	0	0	0	0
						Total	1,000	8,000	46,000	165,000	0	220,000
F5340613	R	GRAND PORTAGE VILLAGE STREETS	031 - Cook	REHAB	7	CE	11,000	0	0	0	0	11,000
						CONS	411,000	0	0	0	0	411,000
						PE	5,000	0	0	0	0	5,000
						Z	0	0	0	0	0	0
						Total	427,000	0	0	0	0	427,000



Indian Reservation Roads Programs

Federal Lands Highway

CSTIP Report

REPORT FILTER: Reporting one CSTIP.



Entity Name	F53406 - Grand Portage		
Program Class Code	31E		
CSTIP Type	TIP	Fiscal Year	2011
	03-MAR-11	Funding Amount	678,706

State 27 - Minnesota **Projects on the CSTIP withn this state are listed and subtotaled in this section**
Location F53406 - Grand Portage **Covers that part of the reservation within the current state.**

			FY 2011 (\$)	FY 2012 (\$)	FY 2013 (\$)	FY 2014 (\$)	FY 2015 (\$)	Total
PCAS	F53406RI	Phase						
Class	O	CE	0	0	0	0	0	0
Name	IRR ROAD INVENTORY PROJECT	CONS	0	0	0	0	0	0
County	031 - Cook	PE	1,000	1,000	1,000	1,000	0	4,000
Project Type	PLANING	Z	0	0	0	0	0	0
Work Type	P8	Total	1,000	1,000	1,000	1,000	0	4,000
PCAS	F53406RM	Phase						
Class	O	CE	0	0	0	0	0	0
Name	ROAD MAINTENANCE	CONS	0	0	0	0	0	0
County	031 - Cook	PE	0	0	0	0	0	0
Project Type	SAFETY	Z	159,000	160,000	160,000	160,000	0	639,000
Work Type	P1	Total	159,000	160,000	160,000	160,000	0	639,000
PCAS	F53406RT	Phase						
Class	O	CE	52,706	150,000	150,000	150,000	0	502,706
Name	IRR TRANSIT	CONS	0	0	0	0	0	0
County	031 - Cook	PE	0	0	0	0	0	0
Project Type	TRANSIT	Z	0	0	0	0	0	0
Work Type	T2	Total	52,706	150,000	150,000	150,000	0	502,706
Location Subtotal			678,706	700,000	700,000	700,000	0	2,778,706
State Subtotal			678,706	700,000	700,000	700,000	0	2,778,706
CSTIP Subtotal			678,706	700,000	700,000	700,000	0	2,778,706
Report Total			678,706	700,000	700,000	700,000	0	2,778,706



Indian Reservation Roads Programs

Federal Lands Highway

CSTIP Report

REPORT FILTER: Reporting one CSTIP.



Entity Name F53407 - Leech Lake
 Program Class Code 31E
 CSTIP Type TIP Fiscal Year 2011
 05-MAY-11 Funding Amount 7,472,807

FIRST PAGE FOR CSTIP

State 27 - Minnesota
 Location F53407 - Leech Lake

Projects on the CSTIP withn this state are listed and subtotaled in this section
 Covers that part of the reservation within the current state.

			FY 2011 (\$)	FY 2012 (\$)	FY 2013 (\$)	FY 2014 (\$)	FY 2015 (\$)	Total
PCAS	F5310609	Phase						
Class	R	CE	0	40,000	40,000	40,000	0	120,000
Name	RYAN'S VILLAGE ROAD	CONS	0	700,000	700,000	700,000	0	2,100,000
County	021 - Cass	PE	45,000	5,000	5,000	5,000	0	60,000
Project Type	RECONS	Z	0	0	0	0	0	0
Work Type	7	Total	45,000	745,000	745,000	745,000	0	2,280,000
PCAS	F5314129	Phase						
Class	R	CE	5,000	0	0	0	0	5,000
Name	ALLAN BAY HOUSING	CONS	60,000	0	0	0	0	60,000
County	007 - Beltrami	PE	5,000	0	0	0	0	5,000
Project Type	RECONS	Z	0	0	0	0	0	0
Work Type	7	Total	70,000	0	0	0	0	70,000
PCAS	F5317049	Phase						
Class	R	CE	5,000	0	0	0	0	5,000
Name	THUNDER IN THE SKY	CONS	50,000	0	0	0	0	50,000
County	021 - Cass	PE	5,000	0	0	0	0	5,000
Project Type	RECONS	Z	0	0	0	0	0	0
Work Type	7	Total	60,000	0	0	0	0	60,000
PCAS	F5317179	Phase						
Class	R	CE	5,000	0	0	0	0	5,000
Name	STRAWBERRY FIELD 1	CONS	40,000	0	0	0	0	40,000
County	021 - Cass	PE	5,000	0	0	0	0	5,000
Project Type	RECONS	Z	0	0	0	0	0	0
Work Type	7	Total	50,000	0	0	0	0	50,000
PCAS	F5317189	Phase						
Class	R	CE	5,000	0	0	0	0	5,000
Name	STRAWBERRY FIELD 2	CONS	50,000	0	0	0	0	50,000
County	021 - Cass	PE	5,000	0	0	0	0	5,000
Project Type	RECONS	Z	0	0	0	0	0	0
Work Type	7	Total	60,000	0	0	0	0	60,000
PCAS	F5330004	Phase						
Class	R	CE	3,000	0	0	0	0	3,000
Name	FINEDAY LOOP ROAD	CONS	50,000	0	0	0	0	50,000
County	007 - Beltrami	PE	4,000	0	0	0	0	4,000
Project Type	RECONS	Z	0	0	0	0	0	0
Work Type	7	Total	57,000	0	0	0	0	57,000



Indian Reservation Roads Programs

Federal Lands Highway

CSTIP Report

REPORT FILTER: Reporting one CSTIP.



Entity Name	F53407 - Leech Lake		
Program Class Code	31E		
CSTIP Type	TIP	Fiscal Year	2011
	05-MAY-11	Funding Amount	7,472,807

State 27 - Minnesota **Projects on the CSTIP withn this state are listed and subtotaled in this section**
Location F53407 - Leech Lake **Covers that part of the reservation within the current state.**

PCAS	Class	Name	County	Project Type	Work Type	Phase	FY 2011 (\$)	FY 2012 (\$)	FY 2013 (\$)	FY 2014 (\$)	FY 2015 (\$)	Total
F5340705	R	BIRDS NEST DRIVE	021 - Cass	REHAB	7	CE	2,000	0	0	0	0	2,000
						CONS	20,000	0	0	0	0	20,000
						PE	0	0	0	0	0	0
						Z	0	0	0	0	0	0
						Total	22,000	0	0	0	0	22,000
F5340706	O	PLANNING	021 - Cass	PLANING	P9	CE	0	0	0	0	0	0
						CONS	0	0	0	0	0	0
						PE	5,000	15,000	15,000	15,000	0	50,000
						Z	0	0	0	0	0	0
						Total	5,000	15,000	15,000	15,000	0	50,000
F5340715	R	NORTHWOOD'S LOOP ROAD	021 - Cass	RECONS	7	CE	10,000	0	0	0	0	10,000
						CONS	100,000	0	0	0	0	100,000
						PE	5,000	0	0	0	0	5,000
						Z	0	0	0	0	0	0
						Total	115,000	0	0	0	0	115,000
F5340719	R	ITASCA COUNTY ROAD 115	061 - Itasca	REHAB	7	CE	5,000	0	0	0	0	5,000
						CONS	150,000	0	0	0	0	150,000
						PE	5,000	0	0	0	0	5,000
						Z	0	0	0	0	0	0
						Total	160,000	0	0	0	0	160,000
F5340720	R	TRACT 33 NORTH	021 - Cass	RECONS	7	CE	5,000	0	0	0	0	5,000
						CONS	50,000	0	0	0	0	50,000
						PE	22,000	0	0	0	0	22,000
						Z	0	0	0	0	0	0
						Total	77,000	0	0	0	0	77,000
F5340721	R	LEECH LAKE HOUSING III	021 - Cass	RECONS	7	CE	10,000	0	0	0	0	10,000
						CONS	100,000	0	0	0	0	100,000
						PE	5,000	0	0	0	0	5,000
						Z	0	0	0	0	0	0
						Total	115,000	0	0	0	0	115,000



Indian Reservation Roads Programs

Federal Lands Highway

CSTIP Report

REPORT FILTER: Reporting one CSTIP.



Entity Name	F53407 - Leech Lake		
Program Class Code	31E		
CSTIP Type	TIP	Fiscal Year	2011
	05-MAY-11	Funding Amount	7,472,807

State 27 - Minnesota **Projects on the CSTIP withn this state are listed and subtotaled in this section**
Location F53407 - Leech Lake **Covers that part of the reservation within the current state.**

			FY 2011 (\$)	FY 2012 (\$)	FY 2013 (\$)	FY 2014 (\$)	FY 2015 (\$)	Total
PCAS	F5340722	Phase						
Class	R	CE	0	100,000	100,000	100,000	0	300,000
Name	6 MILE LAKE ROAD	CONS	0	2,000,000	2,000,000	2,000,000	0	6,000,000
County	021 - Cass	PE	65,000	5,000	5,000	5,000	0	80,000
Project Type	RECONS	Z	0	0	0	0	0	0
Work Type	7	Total	65,000	2,105,000	2,105,000	2,105,000	0	6,380,000
PCAS	F5340723	Phase						
Class	R	CE	10,000	0	0	0	0	10,000
Name	SOUTHWOOD'S LOOP ROAD	CONS	100,000	0	0	0	0	100,000
County	021 - Cass	PE	5,000	0	0	0	0	5,000
Project Type	RECONS	Z	0	0	0	0	0	0
Work Type	7	Total	115,000	0	0	0	0	115,000
PCAS	F5340724	Phase						
Class	R	CE	5,000	0	0	0	0	5,000
Name	ONIGUM MARINA	CONS	200,000	0	0	0	0	200,000
County	021 - Cass	PE	5,000	0	0	0	0	5,000
Project Type	OVLAY	Z	0	0	0	0	0	0
Work Type	7	Total	210,000	0	0	0	0	210,000
PCAS	F5340725	Phase						
Class	R	CE	15,000	0	0	0	0	15,000
Name	LEECH LAKE SELF HELP I	CONS	150,000	0	0	0	0	150,000
County	061 - Itasca	PE	12,000	0	0	0	0	12,000
Project Type	RECONS	Z	0	0	0	0	0	0
Work Type	7	Total	177,000	0	0	0	0	177,000
PCAS	F5340726	Phase						
Class	R	CE	15,000	0	0	0	0	15,000
Name	WILDWOOD ACRES ADDITION	CONS	150,000	0	0	0	0	150,000
County	021 - Cass	PE	5,000	0	0	0	0	5,000
Project Type	REHAB	Z	0	0	0	0	0	0
Work Type	7	Total	170,000	0	0	0	0	170,000
PCAS	F5340729	Phase						
Class	R	CE	30	0	0	0	0	30
Name	BALL CLUB STREETS	CONS	400,000	0	0	0	0	400,000
County	061 - Itasca	PE	24,000	0	0	0	0	24,000
Project Type	OVLAY	Z	0	0	0	0	0	0
Work Type	7	Total	424,030	0	0	0	0	424,030



Indian Reservation Roads Programs Federal Lands Highway CSTIP Report

REPORT FILTER: Reporting one CSTIP.



Entity Name	F53407 - Leech Lake		
Program Class Code	31E		
CSTIP Type	TIP	Fiscal Year	2011
	05-MAY-11	Funding Amount	7,472,807

State 27 - Minnesota
 Location F53407 - Leech Lake
 Projects on the CSTIP with this state are listed and subtotaled in this section
 Covers that part of the reservation within the current state.

PCAS	Class	Name	County	Project Type	Work Type	Phase	FY 2011 (\$)	FY 2012 (\$)	FY 2013 (\$)	FY 2014 (\$)	FY 2015 (\$)	Total
F5340730	R	MISSION ROAD NE	007 - Beltrami	RECONS	7	CE	0	80,000	80,000	80,000	80,000	240,000
						CONS	0	1,500,000	1,500,000	1,500,000	0	4,500,000
						PE	55,000	5,000	5,000	5,000	0	70,000
						Z	0	0	0	0	0	0
						Total	55,000	1,585,000	1,585,000	1,585,000	0	4,810,000
F5340731	R	FOX CREEK STREETS	021 - Cass	OVRLAY	7	CE	10,000	0	0	0	0	10,000
						CONS	150,000	0	0	0	0	150,000
						PE	16,000	0	0	0	0	16,000
						Z	0	0	0	0	0	0
						Total	176,000	0	0	0	0	176,000
F5340732	R	CSAH #8 (COOP PROJECT-APPROACH	021 - Cass	BRIDGE	B1	CE	0	0	0	0	0	0
						CONS	500,000	0	0	0	0	500,000
						PE	0	0	0	0	0	0
						Z	0	0	0	0	0	0
						Total	500,000	0	0	0	0	500,000
F53407FB	O	NEW FACILITIES BUILDING	021 - Cass	SAFETY	T3	CE	0	0	0	0	0	0
						CONS	0	0	0	0	0	0
						PE	0	0	0	0	0	0
						Z	994,777	0	0	0	0	994,777
						Total	994,777	0	0	0	0	994,777
F53407RT	O	TRANSIT	021 - Cass	TRANSIT	T2	CE	1,900,000	1,500,000	1,500,000	1,500,000	0	6,400,000
						CONS	0	0	0	0	0	0
						PE	0	0	0	0	0	0
						Z	0	0	0	0	0	0
						Total	1,900,000	1,500,000	1,500,000	1,500,000	0	6,400,000
F53RM407	O	ROAD MAINTENANCE	021 - Cass	PLANING	P1	CE	0	0	0	0	0	0
						CONS	0	0	0	0	0	0
						PE	0	0	0	0	0	0
						Z	1,850,000	1,850,000	1,850,000	1,850,000	0	7,400,000
						Total	1,850,000	1,850,000	1,850,000	1,850,000	0	7,400,000
Location Subtotal							7,472,807	7,800,000	7,800,000	7,800,000	0	30,872,807
State Subtotal							7,472,807	7,800,000	7,800,000	7,800,000	0	30,872,807
CSTIP Subtotal							7,472,807	7,800,000	7,800,000	7,800,000	0	30,872,807



Indian Reservation Roads Programs Federal Lands Highway CSTIP Report

REPORT FILTER: Reporting one CSTIP.



Report Total

7,472,807

7,800,000

7,800,000

7,800,000

0

30,872,807





Indian Reservation Roads Programs

Federal Lands Highway

CSTIP Report

REPORT FILTER: Reporting one CSTIP.



Entity Name F53408 - White Earth
Program Class Code 31E
CSTIP Type TIP **Fiscal Year** 2011
Funding Amount 2,265,263

FIRST PAGE FOR CSTIP

State 27 - Minnesota
Location F53408 - White Earth

Projects on the CSTIP with this state are listed and subtotaled in this section
 Covers that part of the reservation within the current state.

PCAS	Class	Name	County	Project Type	Work Type	Phase	FY 2011 (\$)	FY 2012 (\$)	FY 2013 (\$)	FY 2014 (\$)	FY 2015 (\$)	Total
F5301404	R	CLARK ROAD	087 - Mahnomen	RECONS	3	CE	0	0	95,000	30,000	0	125,000
						CONS	0	0	787,000	300,000	0	1,087,000
						PE	5,000	5,000	10,000	10,000	0	30,000
						Z	5,000	5,000	20,000	20,000	0	50,000
						Total	10,000	10,000	912,000	360,000	0	1,292,000
F5301828	R	WAUBUN TRANSFER STATION ROAD	087 - Mahnomen	RECONS	7	CE	0	35,000	0	0	0	35,000
						CONS	0	350,000	0	0	0	350,000
						PE	5,000	5,000	5,000	0	0	15,000
						Z	5,000	5,000	5,000	0	0	15,000
						Total	10,000	395,000	10,000	0	0	415,000
F5303010	R	WHITE EARTH SOUTH HOUSING	005 - Becker	RECONS	7	CE	60,000	5,000	0	0	0	65,000
						CONS	453,000	50,000	0	0	0	503,000
						PE	30,000	5,000	0	0	0	35,000
						Z	5,000	5,000	0	0	0	10,000
						Total	548,000	65,000	0	0	0	613,000
F5308008	R	ELBOW LAKE STREETS	005 - Becker	RECONS	7	CE	0	25,000	0	0	0	25,000
						CONS	0	250,000	0	0	0	250,000
						PE	35,000	1,000	1,000	0	0	37,000
						Z	5,000	5,000	5,000	0	0	15,000
						Total	40,000	281,000	6,000	0	0	327,000
F5309008	R	WILD RICE LOOP	029 - Clearwater	RECONS	7	CE	0	50,000	15,000	0	0	65,000
						CONS	0	192,000	138,000	0	0	330,000
						PE	40,000	1,000	5,000	5,000	0	51,000
						Z	5,000	5,000	20,000	5,000	0	35,000
						Total	45,000	248,000	178,000	10,000	0	481,000
F5311711	R	NAYTAHWAUSH FIRE HALL	087 - Mahnomen	RECONS	7	CE	5,000	10,000	0	0	0	15,000
						CONS	120,000	0	0	0	0	120,000
						PE	15,000	5,000	0	0	0	20,000
						Z	5,000	5,000	0	0	0	10,000
						Total	145,000	20,000	0	0	0	165,000



Indian Reservation Roads Programs

Federal Lands Highway

CSTIP Report

REPORT FILTER: Reporting one CSTIP.



Entity Name	F53408 - White Earth		
Program Class Code	31E		
CSTIP Type	TIP	Fiscal Year	2011
	06-JUL-11	Funding Amount	2,265,263

State 27 - Minnesota **Projects on the CSTIP withn this state are listed and subtotaled in this section**
Location F53408 - White Earth **Covers that part of the reservation within the current state.**

PCAS	Class	Name	County	Project Type	Work Type	Phase	FY 2011 (\$)	FY 2012 (\$)	FY 2013 (\$)	FY 2014 (\$)	FY 2015 (\$)	Total
F5313305	R	MISSION ROAD	005 - Becker	RECONS	7	CE	70,000	10,000	0	0	0	80,000
						CONS	380,000	100,000	0	0	0	480,000
						PE	5,000	5,000	0	0	0	10,000
						Z	15,000	5,000	0	0	0	20,000
						Total	470,000	120,000	0	0	0	590,000
F5314400	R	REDISCOVERY CENTER ROAD	005 - Becker	RECONS	7	CE	5,000	0	0	0	0	5,000
						CONS	10,000	0	0	0	0	10,000
						PE	5,000	1,000	0	0	0	6,000
						Z	5,000	1,000	0	0	0	6,000
						Total	25,000	2,000	0	0	0	27,000
F5314900	R	STRAWBERRY LAKE EXTENSION	005 - Becker	NEWCON	7	CE	0	0	0	95,000	0	95,000
						CONS	0	0	0	641,000	0	641,000
						PE	1,000	5,000	50,000	20,000	0	76,000
						Z	5,000	5,000	10,000	10,000	0	30,000
						Total	6,000	10,000	60,000	766,000	0	842,000
F5316710	R	WOMEN'S SHELTER ROAD	005 - Becker	NEWCON	7	CE	20,000	0	0	0	0	20,000
						CONS	50,263	0	0	0	0	50,263
						PE	5,000	5,000	0	0	0	10,000
						Z	5,000	5,000	0	0	0	10,000
						Total	80,263	10,000	0	0	0	90,263
F5317811	R	WORKFORCE TRAINING CENTER ROA	087 - Mahnomen	RECONS	7	CE	0	35,000	40,000	15,000	0	90,000
						CONS	0	350,000	400,000	150,000	0	900,000
						PE	45,000	50,000	25,000	5,000	0	125,000
						Z	5,000	5,000	10,000	5,000	0	25,000
						Total	50,000	440,000	475,000	175,000	0	1,140,000
F53408RM	O	IRR ROAD MAINTENANCE	087 - Mahnomen	PLANING	P10	CE	0	0	0	0	0	0
						CONS	0	0	0	0	0	0
						PE	0	0	0	0	0	0
						Z	350,000	350,000	350,000	350,000	0	1,400,000
						Total	350,000	350,000	350,000	350,000	0	1,400,000



Indian Reservation Roads Programs

Federal Lands Highway

CSTIP Report

REPORT FILTER: Reporting one CSTIP.



Entity Name	F53408 - White Earth		
Program Class Code	31E		
CSTIP Type	TIP	Fiscal Year	2011
	06-JUL-11	Funding Amount	2,265,263

State 27 - Minnesota **Projects on the CSTIP withn this state are listed and subtotaled in this section**
Location F53408 - White Earth **Covers that part of the reservation within the current state.**

		Phase	FY 2011 (\$)	FY 2012 (\$)	FY 2013 (\$)	FY 2014 (\$)	FY 2015 (\$)	Total
PCAS	F53408TP	CE	0	0	0	0	0	0
Class	O	CONS	0	0	0	0	0	0
Name	IRR TRANSPORTATION PLANNING	PE	130,000	135,000	140,000	140,000	0	545,000
County	087 - Mahnomen	Z	0	0	0	0	0	0
Project Type	PLANING	Total	130,000	135,000	140,000	140,000	0	545,000
Work Type	P9							
PCAS	F53408TR	Phase	FY 2011 (\$)	FY 2012 (\$)	FY 2013 (\$)	FY 2014 (\$)	FY 2015 (\$)	Total
Class	O	CE	350,000	350,000	350,000	350,000	0	1,400,000
Name	IRR TRANSIT	CONS	0	0	0	0	0	0
County	087 - Mahnomen	PE	0	0	0	0	0	0
Project Type	TRANSIT	Z	0	0	0	0	0	0
Work Type	T4	Total	350,000	350,000	350,000	350,000	0	1,400,000
PCAS	F5350008	Phase	FY 2011 (\$)	FY 2012 (\$)	FY 2013 (\$)	FY 2014 (\$)	FY 2015 (\$)	Total
Class	R	CE	0	0	0	30,000	0	30,000
Name	PONSFORD STREETS	CONS	0	0	0	300,000	0	300,000
County	005 - Becker	PE	1,000	50,000	5,000	5,000	0	61,000
Project Type	RECONS	Z	5,000	5,000	5,000	5,000	0	20,000
Work Type	7	Total	6,000	55,000	10,000	340,000	0	411,000
Location Subtotal			2,265,263	2,491,000	2,491,000	2,491,000	0	9,738,263
State Subtotal			2,265,263	2,491,000	2,491,000	2,491,000	0	9,738,263
CSTIP Subtotal			2,265,263	2,491,000	2,491,000	2,491,000	0	9,738,263
Report Total			2,265,263	2,491,000	2,491,000	2,491,000	0	9,738,263



Indian Reservation Roads Programs

Federal Lands Highway

CSTIP Report

REPORT FILTER: Reporting one CSTIP.



Entity Name	F53410 - Mille Lacs	Fiscal Year	2011
Program Class Code	31E	Funding Amount	805,226
CSTIP Type	TIP		
	24-MAR-11		

FIRST PAGE FOR CSTIP

State 27 - Minnesota
 Location F53410 - Mille Lacs

Projects on the CSTIP with this state are listed and subtotaled in this section
 Covers that part of the reservation within the current state.

PCAS	Class	Name	County	Project Type	Work Type	Phase	FY 2011 (\$)	FY 2012 (\$)	FY 2013 (\$)	FY 2014 (\$)	FY 2015 (\$)	Total
F5305008	R	AATAGE DRIVE	095 - Mille Lacs	RECONS	7	CE	5,000	5,000	0	0	0	10,000
						CONS	200,000	200,000	0	0	0	400,000
						PE	10,000	10,000	0	0	0	20,000
						Z	5,000	5,000	0	0	0	10,000
						Total	220,000	220,000	0	0	0	440,000
F5341006	O	IRR PLANNING PROJECT	095 - Mille Lacs	PLANING	P9	CE	0	0	0	0	0	0
						CONS	0	0	0	0	0	0
						PE	25,000	25,000	25,000	25,000	0	100,000
						Z	0	0	0	0	0	0
						Total	25,000	25,000	25,000	25,000	0	100,000
F5341010	R	SHER HOUSING DEVELOPMENT	095 - Mille Lacs	NEWCON	7	CE	0	0	15,500	15,500	0	31,000
						CONS	0	0	576,000	576,000	0	1,152,000
						PE	0	0	32,500	32,500	0	65,000
						Z	0	0	10,000	10,000	0	20,000
						Total	0	0	634,000	634,000	0	1,268,000
F5341011	R	BUG HILL ROADS	095 - Mille Lacs	REHAB	7	CE	4,000	0	0	0	0	4,000
						CONS	35,000	0	0	0	0	35,000
						PE	0	0	0	0	0	0
						Z	3,000	0	0	0	0	3,000
						Total	42,000	0	0	0	0	42,000
F5341012	R	ZHINGWAAK II HOUSING DEVELOPME	095 - Mille Lacs	NEWCON	7	CE	10,000	10,000	0	0	0	20,000
						CONS	253,226	340,000	0	0	0	593,226
						PE	54,000	54,000	0	0	0	108,000
						Z	10,000	10,000	0	0	0	20,000
						Total	327,226	414,000	0	0	0	741,226
F53410RM	O	ROAD MAINTENANCE	095 - Mille Lacs	SAFETY	P1	CE	0	0	0	0	0	0
						CONS	0	0	0	0	0	0
						PE	0	0	0	0	0	0
						Z	191,000	191,000	191,000	191,000	0	764,000
						Total	191,000	191,000	191,000	191,000	0	764,000
Location Subtotal							805,226	850,000	850,000	850,000	0	3,355,226
State Subtotal							805,226	850,000	850,000	850,000	0	3,355,226
CSTIP Subtotal							805,226	850,000	850,000	850,000	0	3,355,226



Indian Reservation Roads Programs

Federal Lands Highway

CSTIP Report

REPORT FILTER: Reporting one CSTIP.



Report Total

805,226

850,000

850,000

850,000

0

3,355,226





Indian Reservation Roads Programs

Federal Lands Highway

CSTIP Report

REPORT FILTER: Reporting one CSTIP.



Entity Name F57401 - Upper Sioux
Program Class Code 31E
CSTIP Type TIP **Fiscal Year** 2011
 06-JUL-11 **Funding Amount** 1,510,327

FIRST PAGE FOR CSTIP

State 27 - Minnesota
Location F57401 - Upper Sioux

Projects on the CSTIP with this state are listed and subtotaled in this section
Covers that part of the reservation within the current state.

		Phase	FY 2011 (\$)	FY 2012 (\$)	FY 2013 (\$)	FY 2014 (\$)	FY 2015 (\$)	Total
PCAS	F5740102	CE	0	0	0	0	0	0
Class	R	CONS	591,327	890,327	900,327	900,327	0	3,282,308
Name	Prairie's Edge Lane Project	PE	50,000	50,000	50,000	50,000	0	200,000
County	173 - Yellow Medicine	Z	0	0	0	0	0	0
Project Type	RECONS	Total	641,327	940,327	950,327	950,327	0	3,482,308
Work Type	7							
PCAS	F5740105	CE	0	0	0	0	0	0
Class	R	CONS	150,000	10,000	10,000	10,000	0	180,000
Name	New Water Source Road	PE	10,000	1,000	1,000	1,000	0	13,000
County	173 - Yellow Medicine	Z	0	0	0	0	0	0
Project Type	NEWCON	Total	160,000	11,000	11,000	11,000	0	193,000
Work Type	7							
PCAS	F5740111	CE	0	0	0	0	0	0
Class	R	CONS	100,000	100,000	0	0	0	200,000
Name	MN State Hwy 67	PE	0	0	0	0	0	0
County	173 - Yellow Medicine	Z	0	0	0	0	0	0
Project Type	REHAB	Total	100,000	100,000	0	0	0	200,000
Work Type	7							
PCAS	F5740112	CE	0	0	0	0	0	0
Class	R	CONS	1,000	1,000	100,000	100,000	0	202,000
Name	Hazelwood Project	PE	1,000	1,000	1,000	1,000	0	4,000
County	173 - Yellow Medicine	Z	0	0	0	0	0	0
Project Type	NEWCON	Total	2,000	2,000	101,000	101,000	0	206,000
Work Type	7							
PCAS	F5740113	CE	0	0	0	0	0	0
Class	R	CONS	100,000	85,000	100,000	100,000	0	385,000
Name	Yellow Medicine County B1	PE	10,000	10,000	1,000	1,000	0	22,000
County	173 - Yellow Medicine	Z	0	0	0	0	0	0
Project Type	REHAB	Total	110,000	95,000	101,000	101,000	0	407,000
Work Type	7							
PCAS	F5740114	CE	0	0	0	0	0	0
Class	O	CONS	135,000	10,000	0	0	0	145,000
Name	Propane Parking Lot Project	PE	15,000	5,000	0	0	0	20,000
County	173 - Yellow Medicine	Z	0	0	0	0	0	0
Project Type	NEWCON	Total	150,000	15,000	0	0	0	165,000
Work Type	7							



Indian Reservation Roads Programs

Federal Lands Highway

CSTIP Report

REPORT FILTER: Reporting one CSTIP.



Entity Name	F57401 - Upper Sioux		
Program Class Code	31E		
CSTIP Type	TIP	Fiscal Year	2011
	06-JUL-11	Funding Amount	1,510,327

State 27 - Minnesota **Projects on the CSTIP withn this state are listed and subtotaled in this section**
Location F57401 - Upper Sioux **Covers that part of the reservation within the current state.**

		Phase	FY 2011 (\$)	FY 2012 (\$)	FY 2013 (\$)	FY 2014 (\$)	FY 2015 (\$)	Total
PCAS	F57401RM	CE	0	0	0	0	0	0
Class	O	CONS	0	0	0	0	0	0
Name	IRR Road Maintenance Project	PE	0	0	0	0	0	0
County	173 - Yellow Medicine	Z	345,000	345,000	345,000	345,000	0	1,380,000
Project Type	PLANING	Total	345,000	345,000	345,000	345,000	0	1,380,000
Work Type	P10							
PCAS	F57401TP	CE	0	0	0	0	0	0
Class	O	CONS	0	0	0	0	0	0
Name	IRR Planning Project	PE	1,000	1,000	1,000	1,000	0	4,000
County	173 - Yellow Medicine	Z	0	0	0	0	0	0
Project Type	PLANING	Total	1,000	1,000	1,000	1,000	0	4,000
Work Type	P9							
PCAS	F57401TR	CE	1,000	1,000	1,000	1,000	0	4,000
Class	O	CONS	0	0	0	0	0	0
Name	IRR Transit Project	PE	0	0	0	0	0	0
County	173 - Yellow Medicine	Z	0	0	0	0	0	0
Project Type	TRANSIT	Total	1,000	1,000	1,000	1,000	0	4,000
Work Type	T1							
Location Subtotal			1,510,327	1,510,327	1,510,327	1,510,327	0	6,041,308
State Subtotal			1,510,327	1,510,327	1,510,327	1,510,327	0	6,041,308
CSTIP Subtotal			1,510,327	1,510,327	1,510,327	1,510,327	0	6,041,308
Report Total			1,510,327	1,510,327	1,510,327	1,510,327	0	6,041,308



Indian Reservation Roads Programs Federal Lands Highway CSTIP Report

REPORT FILTER: Reporting one CSTIP.



Entity Name F57402 - Lower Sioux
 Program Class Code 31E
 CSTIP Type TIP Fiscal Year 2011
 12-APR-11 Funding Amount 1,433,719

FIRST PAGE FOR CSTIP

State 27 - Minnesota
 Location F57402 - Lower Sioux

Projects on the CSTIP with this state are listed and subtotaled in this section
 Covers that part of the reservation within the current state.

		Phase	FY 2011 (\$)	FY 2012 (\$)	FY 2013 (\$)	FY 2014 (\$)	FY 2015 (\$)	Total
PCAS	F5740201	CE	0	0	10,000	10,000	0	20,000
Class	R	CONS	0	100,000	350,000	150,000	0	600,000
Name	CSAH 2 East Project	PE	7,000	23,000	13,000	0	0	43,000
County	127 - Redwood	Z	0	0	0	0	0	0
Project Type	RECONS	Total	7,000	123,000	373,000	160,000	0	663,000
Work Type	7							
PCAS	F5740202	CE	2,000	10,000	0	0	0	12,000
Class	R	CONS	185,000	20,000	0	0	0	205,000
Name	Access Road	PE	12,000	0	0	0	0	12,000
County	127 - Redwood	Z	0	0	0	0	0	0
Project Type	NEWCON	Total	199,000	30,000	0	0	0	229,000
Work Type	3							
PCAS	F5740204	CE	0	40,000	2,000	3,000	0	45,000
Class	R	CONS	0	475,000	10,000	775,000	0	1,260,000
Name	Wakinyan Housing Road	PE	0	15,000	0	0	0	15,000
County	127 - Redwood	Z	0	0	0	0	0	0
Project Type	NEWCON	Total	0	530,000	12,000	778,000	0	1,320,000
Work Type	7							
PCAS	F5740206	CE	10,000	3,000	5,000	0	0	18,000
Class	O	CONS	515,719	30,000	50,000	0	0	595,719
Name	CSAH 2 Pedestrian Bridge Project	PE	0	0	0	0	0	0
County	127 - Redwood	Z	0	0	0	0	0	0
Project Type	SAFETY	Total	525,719	33,000	55,000	0	0	613,719
Work Type	F1							
PCAS	F5740208	CE	3,000	3,000	0	0	0	6,000
Class	O	CONS	20,000	20,000	0	0	0	40,000
Name	Lighting, Landscaping, Safety Project	PE	0	0	0	0	0	0
County	127 - Redwood	Z	0	0	0	0	0	0
Project Type	SAFETY	Total	23,000	23,000	0	0	0	46,000
Work Type	P6							
PCAS	F5740209	CE	8,000	1,000	0	0	0	9,000
Class	R	CONS	60,000	5,000	0	0	0	65,000
Name	Reservation Road 2	PE	11,000	0	0	0	0	11,000
County	127 - Redwood	Z	0	0	0	0	0	0
Project Type	RECONS	Total	79,000	6,000	0	0	0	85,000
Work Type	3							



Indian Reservation Roads Programs

Federal Lands Highway

CSTIP Report

REPORT FILTER: Reporting one CSTIP.



Entity Name	F57402 - Lower Sioux		
Program Class Code	31E		
CSTIP Type	TIP	Fiscal Year	2011
	12-APR-11	Funding Amount	1,433,719

State 27 - Minnesota **Projects on the CSTIP with this state are listed and subtotaled in this section**
Location F57402 - Lower Sioux **Covers that part of the reservation within the current state.**

PCAS	Class	Name	County	Project Type	Work Type	Phase	FY 2011 (\$)	FY 2012 (\$)	FY 2013 (\$)	FY 2014 (\$)	FY 2015 (\$)	Total
F5740210	R	Powwow Grounds	127 - Redwood	NEWCON	7	CE	0	20,000	20,000	3,000	0	43,000
						CONS	0	200,000	257,000	20,000	0	477,000
						PE	0	18,000	18,000	0	0	36,000
						Z	0	0	0	0	0	0
						Total	0	238,000	295,000	23,000	0	556,000
F5740211	R	TAHANS'I DR	127 - Redwood	NEWCON	7	CE	0	0	30,000	2,000	0	32,000
						CONS	0	0	200,000	20,000	0	220,000
						PE	0	0	18,000	0	0	18,000
						Z	0	0	0	0	0	0
						Total	0	0	248,000	22,000	0	270,000
F5740212	O	CSAH 13 & CSAH 2 Sidewalk & Lighting	127 - Redwood	SAFETY	F1	CE	12,000	0	0	0	0	12,000
						CONS	200,000	0	0	0	0	200,000
						PE	13,000	0	0	0	0	13,000
						Z	0	0	0	0	0	0
						Total	225,000	0	0	0	0	225,000
F57402RM	O	IRR Road Maintenance Project	127 - Redwood	PLANING	P10	CE	0	0	0	0	0	0
						CONS	0	0	0	0	0	0
						PE	0	0	0	0	0	0
						Z	350,000	350,000	350,000	350,000	0	1,400,000
						Total	350,000	350,000	350,000	350,000	0	1,400,000
F57402TP	O	IRR Planning Project	127 - Redwood	PLANING	P9	CE	0	0	0	0	0	0
						CONS	0	0	0	0	0	0
						PE	25,000	25,000	25,000	25,000	0	100,000
						Z	0	0	0	0	0	0
						Total	25,000	25,000	25,000	25,000	0	100,000
Location Subtotal							1,433,719	1,358,000	1,358,000	1,358,000	0	5,507,719
State Subtotal							1,433,719	1,358,000	1,358,000	1,358,000	0	5,507,719
CSTIP Subtotal							1,433,719	1,358,000	1,358,000	1,358,000	0	5,507,719
Report Total							1,433,719	1,358,000	1,358,000	1,358,000	0	5,507,719



Indian Reservation Roads Programs

Federal Lands Highway

CSTIP Report

REPORT FILTER: Reporting one CSTIP.



Entity Name F57403 - Prairie Island
 Program Class Code 31E
 CSTIP Type TIP Fiscal Year 2011
 06-JUL-11 Funding Amount 1,239,914

FIRST PAGE FOR CSTIP

State 27 - Minnesota
 Location F57403 - Prairie Island

Projects on the CSTIP with this state are listed and subtotaled in this section
 Covers that part of the reservation within the current state.

PCAS	Class	Name	County	Project Type	Work Type	Phase	FY 2011 (\$)	FY 2012 (\$)	FY 2013 (\$)	FY 2014 (\$)	FY 2015 (\$)	Total
F5740308	R	Buffalo Prairie Roads	049 - Goodhue	RECONS	7	CE	5,000	10,000	25,000	49,500	0	89,500
						CONS	30,000	150,000	400,000	760,000	0	1,340,000
						PE	235,000	0	0	0	0	235,000
						Z	5,000	5,000	5,000	5,000	0	20,000
						Total	275,000	165,000	430,000	814,500	0	1,684,500
F5740311	R	Sturgeon Lake Road Bridge Project	049 - Goodhue	RECONS	7	CE	2,500	2,500	20,000	2,000	0	27,000
						CONS	2,500	2,500	260,000	25,000	0	290,000
						PE	50,000	15,000	20,000	0	0	85,000
						Z	5,000	0	6,000	2,000	0	13,000
						Total	60,000	20,000	306,000	29,000	0	415,000
F5740314	R	Upper Island Highlands Residential Deve	049 - Goodhue	NEWCON	7	CE	5,000	45,000	9,500	0	0	59,500
						CONS	107,914	700,000	120,000	0	0	927,914
						PE	150,000	0	0	0	0	150,000
						Z	0	0	0	0	0	0
						Total	262,914	745,000	129,500	0	0	1,137,414
F5740315	O	PIIC Tribal Community Parking Lots	049 - Goodhue	RECONS	7	CE	7,500	4,000	4,000	4,000	0	19,500
						CONS	120,000	50,000	50,000	50,000	0	270,000
						PE	42,000	5,000	10,000	10,000	0	67,000
						Z	1,500	500	0	0	0	2,000
						Total	171,000	59,500	64,000	64,000	0	358,500
F5740316	O	PIIC Tribal Enterprise Parking Lots	049 - Goodhue	RECONS	7	CE	7,500	4,000	4,000	4,000	0	19,500
						CONS	120,000	50,000	50,000	50,000	0	270,000
						PE	42,000	5,000	10,000	10,000	0	67,000
						Z	1,500	500	0	0	0	2,000
						Total	171,000	59,500	64,000	64,000	0	358,500
F57403RM	O	IRR Road Maintenance	049 - Goodhue	PLANING	P10	CE	0	0	0	0	0	0
						CONS	0	0	0	0	0	0
						PE	0	0	0	0	0	0
						Z	290,000	66,000	121,500	143,500	0	621,000
						Total	290,000	66,000	121,500	143,500	0	621,000



Indian Reservation Roads Programs

Federal Lands Highway

CSTIP Report

REPORT FILTER: Reporting one CSTIP.



Entity Name	F57403 - Prairie Island		
Program Class Code	31E		
CSTIP Type	TIP	Fiscal Year	2011
	06-JUL-11	Funding Amount	1,239,914

State 27 - Minnesota **Projects on the CSTIP withn this state are listed and subtotaled in this section**
Location F57403 - Prairie Island **Covers that part of the reservation within the current state.**

			FY 2011 (\$)	FY 2012 (\$)	FY 2013 (\$)	FY 2014 (\$)	FY 2015 (\$)	Total
PCAS	F57403TP	Phase						
Class	O	CE	0	0	0	0	0	0
Name	Transportation Planning	CONS	0	0	0	0	0	0
County	049 - Goodhue	PE	5,000	2,500	2,500	2,500	0	12,500
Project Type	PLANING	Z	0	0	0	0	0	0
Work Type	P10	Total	5,000	2,500	2,500	2,500	0	12,500
PCAS	F57403TR	Phase						
Class	O	CE	5,000	2,500	2,500	2,500	0	12,500
Name	IRR Transit	CONS	0	0	0	0	0	0
County	049 - Goodhue	PE	0	0	0	0	0	0
Project Type	TRANSIT	Z	0	0	0	0	0	0
Work Type	T4	Total	5,000	2,500	2,500	2,500	0	12,500
Location Subtotal			1,239,914	1,120,000	1,120,000	1,120,000	0	4,599,914
State Subtotal			1,239,914	1,120,000	1,120,000	1,120,000	0	4,599,914
CSTIP Subtotal			1,239,914	1,120,000	1,120,000	1,120,000	0	4,599,914
Report Total			1,239,914	1,120,000	1,120,000	1,120,000	0	4,599,914



Indian Reservation Roads Programs Federal Lands Highway CSTIP Report

REPORT FILTER: Reporting one CSTIP.



Entity Name F57411 - Shakopee (Prior Lake)
 Program Class Code 31E
 CSTIP Type TIP Fiscal Year 2011
 03-MAR-11 Funding Amount 1,213,277

FIRST PAGE FOR CSTIP

State 27 - Minnesota
 Location F57411 - Shakopee (Prior Lake)

Projects on the CSTIP with this state are listed and subtotaled in this section
 Covers that part of the reservation within the current state.

		Phase	FY 2011 (\$)	FY 2012 (\$)	FY 2013 (\$)	FY 2014 (\$)	FY 2015 (\$)	Total
PCAS	F57411C2	CE	0	0	0	0	0	0
Class	R	CONS	800,000	700,000	0	0	0	1,500,000
Name	CR 83 -- South of CR 42	PE	38,277	0	0	0	0	38,277
County	139 - Scott	Z	0	0	0	0	0	0
Project Type	RECONS	Total	838,277	700,000	0	0	0	1,538,277
Work Type	7							
PCAS	F57411C3	CE	0	0	0	0	0	0
Class	R	CONS	300,000	0	0	0	0	300,000
Name	CR 42 Intersection w/ CR 17	PE	0	0	0	0	0	0
County	139 - Scott	Z	0	0	0	0	0	0
Project Type	REHAB	Total	300,000	0	0	0	0	300,000
Work Type	7							
PCAS	F57411C4	CE	0	0	0	0	0	0
Class	R	CONS	0	400,000	1,100,000	0	0	1,500,000
Name	Valley View Road	PE	0	0	0	0	0	0
County	139 - Scott	Z	0	0	0	0	0	0
Project Type	RECONS	Total	0	400,000	1,100,000	0	0	1,500,000
Work Type	7							
PCAS	F57411C5	CE	0	0	0	0	0	0
Class	R	CONS	0	0	0	1,100,000	0	1,100,000
Name	CR 42 Intersection w/ CR 83	PE	0	0	0	0	0	0
County	139 - Scott	Z	0	0	0	0	0	0
Project Type	RECONS	Total	0	0	0	1,100,000	0	1,100,000
Work Type	7							
PCAS	F57411RM	CE	0	0	0	0	0	0
Class	O	CONS	0	0	0	0	0	0
Name	IRR ROAD MAINTENANCE PROJECT	PE	0	0	0	0	0	0
County	139 - Scott	Z	75,000	25,000	25,000	25,000	0	150,000
Project Type	PLANING	Total	75,000	25,000	25,000	25,000	0	150,000
Work Type	P10							
Location Subtotal			1,213,277	1,125,000	1,125,000	1,125,000	0	4,588,277
State Subtotal			1,213,277	1,125,000	1,125,000	1,125,000	0	4,588,277
CSTIP Subtotal			1,213,277	1,125,000	1,125,000	1,125,000	0	4,588,277
Report Total			1,213,277	1,125,000	1,125,000	1,125,000	0	4,588,277

Recreational Trails Program

RECREATIONAL TRAILS PROGRAM

The Recreational Trails Program provides funds to develop, maintain, and enhance recreational trails for both motorized and non-motorized recreational trail users. Funds are appropriated to the State by formula, 50 percent equally among all eligible states and 50 percent in proportion to the amount of off-road recreational fuel use. The maximum federal share in Minnesota is 50 percent for these projects, and a cash or in-kind match is required. Only state agencies, cities, counties, townships, tribal governments or private trail organizations sponsored by a local unit of government are eligible to apply.

The Minnesota Department of Natural Resources (MNDNR) administers this program for Minnesota. The Minnesota Recreational Trail Users Advisory Board assists the MNDNR in project selections. The committee is comprised of three representatives of the ten identified trail user groups (bike, mountain bike, hike, ski, horse, in-line skate, ATV, trucks, snowmobiles, motorcycles) in Minnesota.

The Recreational Trails Program projects are listed in District C of the project list and on the following pages.

Contact: Andrew Korsberg, DNR, Parks and Trails;
500 Lafayette Road, Box 52, St. Paul, Minnesota 55155; phone
at (651) 259-5642; or email at andrew.korsberg@state.mn.us.



2011 Federal Recreational Trail Program Funded Grants

Project #	Grantee	Project Title	Project Summary	Type of Use	Total Cost	Amount Funded
0001-11-3A	Isle Harbor Township	The Soo Line - Father Hennepin State Park Link	to construct 1.10 miles of new trail to connect Father Hennepin State Park trail system to the Soo Line Trail System	Non-Motorized	\$187,000	\$40,000
0005-11-4A	Swift County	Appleton Area Recreation Park Land purchase	to purchase existing park area that is currently under an easement	Motorized	\$428,571	\$150,000
0010-11-1A	Shingobee Township	Shingobee Connection Trail Phase IV	to construct a bike/pedestrian bridge across Pumphouse Bay of Leech Lake adjacent to the existing bridge	Non-Motorized	\$500,000	\$150,000
0011-11-1A	City of Park Rapids	Park Rapids - Heartland State Trail	to construct a new parking and trailhead facility on land recently purchased by the City of Park Rapids, including 25-30 parking stalls and an informational kiosk	Joint	\$137,865	\$68,933
0012-11-S	Minnesota Trail Riders Association	Trail and Campground Improvement and Maintenance	to complete maintenance and improvements to equestrian facilities within public parks, trails and forests	Non-Motorized	\$16,000	\$8,000
0014-11-2B	City of Ely	Hidden Valley Trail Enhancement	to construct .4 miles of new trail and make improvements to .9 miles of existing trail by widening the trail so both sections will be 16 ft wide to permit both classic and skate skiing on the same trail	Non-Motorized	\$28,360	\$14,180
0015-11-3C	Houston County	Trail Groomer	to purchase a trail groomer	Motorized	\$166,000	\$50,000
0018-11-3C	City of Rochester	Ski/Mt. Biking/Hiking Trail Maintenance Equipment	to replace grooming and mowing equipment with an ATV with tracks and pull-behind finish mower for both winter grooming with the tracks and summer mowing with the tires	Non-Motorized	\$22,375	\$11,187
0019-11-3A	Morrison County	Soo Line West Trail Ramp	to construct an aggregate base on/off ramp on the trail on the west side of US Hwy 10 and the Burlington Northern RR tracks	Joint	\$60,000	\$30,000
0021-11-4B	Cottonwood County	Groomer Purchase	to purchase a snowmobile groomer	Motorized	\$178,418	\$74,726
0022-11-1A	Beltrami County	Movil Maze Mountain Bike Single Track	to develop a new single track mountain bike trail within the 1250 acre Movil Maze recreation area	Non-Motorized	\$10,000	\$5,000
0023-11-4D	Rice County	Grooming Equipment Purchase	to purchase a John Deere 673 non-self leveling loader and 9ft snow blade, utility bucket and hydraulic attachment connections	Motorized	\$15,166	\$7,583
0024-11-4B	Watonwan County	Trail Grooming Equipment Purchase	to purchase snowmobile trail grooming equipment	Motorized	\$170,786	\$75,000

Project #	Grantee	Project Title	Project Summary	Type of Use	Total Cost	Amount Funded
0025-11-3A	Stearns County	Rockville County Park Multi-Use Bridge	to construct a new trail bridge to move the snowmobile trail off a city street and link to a larger trail system including a horse trail system within the park	Joint	\$150,000	\$75,000
0026-11-2C	Cook County	Bally Creek Ski Trail Storm Damage Maintenance	to provide maintenace, clear trails from ice and wind storm damage, and to brush back trails	Non-Motorized	\$12,000	\$6,000
0030-11-2C	Superior Hiking Trail Association	Rehabilitating/Maintaining the Superior Hiking Trail	to rehabilitate and perform maintenance on the Superior Hiking Trail in various locations within St. Louis, Lake and Cook Counties	Non-Motorized	\$79,000	\$39,500
0032-11-2B	City of Mountain Iron	Mountain Iron Bicycle and Pedestrian Connection	to construct 10 foot wide paved trail following the planned Unity Drive corridor heading east from the South Grove neighborhood and connect to the sidewalk system that ends at the intersection of Diamond Lane	Joint	\$200,000	\$100,000
0033-11-4D	Freeborn County	Bent Tree Trail Acquisition	to acquire 12.65 miles of property for trail development along an abandonment of a rail line connecting to the Blazing Star State Trail	Joint	\$635,000	\$150,000
0039-11-2F	Aitkin County	North-Woods Regional ATV Trail - Phase 2	to develop phase 2 of the North-Woods Regional ATV Trail in Aitkin and Itasca counties	Motorized	\$955,000	\$150,000
0042-11-3A	City of Saint Cloud	Ski Grooming Machine and Implement Purchase	to purchase a Kubota Power Krawler for ski trail grooming	Non-Motorized	\$59,451	\$29,725
0043-11-2C	Lake County	Lake County Regional ATV Project	to construct an ATV trail connecting the western end of Lake County to the existing trail system in the Finland and Silver Bay area	Joint	\$300,000	\$150,000
0045-11-3C	City of Houston	Houston OHV Trail System Initiative	to acquire and develop an OHV trail system just outside the City of Houston	Motorized	\$650,000	\$150,000
0046-11-3B	City of Mahtomedi	Street Car Trail Improvements	to construct a segment of the Street Car Trail within the City of Mahtomedi	Non-Motorized	\$218,200	\$109,100
0050-11-2A	Koochiching County	84" Ginzugroomer	to purchase new ski trail grooming equipment	Non-Motorized	\$5,100	\$2,550
0051-11-2B	St. Louis and Lake Counties Regional Railroad Authority	Mesabi Trail - Bear Island Segment	to construct 6 miles of the Mesabi Trail in Bear Island State Forest between the cities of Tower and Ely	Non-Motorized	\$1,500,000	\$150,000
0054-11-1C	Norman County	Fertile to Crookston Trail	to acquire 15.8 miles of abandoned railbed for the Agassiz Recreational Trail	Joint	\$200,000	\$100,000
D101-11-2D	DNR Parks and Trails	St. Croix State Forest Horse Camp Well Improvements	to provide improvements to the well and water supply system at the St. Croix State Forest Horse Camp	Non-Motorized	\$30,000	\$15,000

Project #	Grantee	Project Title	Project Summary	Type of Use	Total Cost	Amount Funded
D102-11-3A	DNR Parks and Trails	Lake Maria State Park Equestrian Parking Area Improvements	to expand the existing equestrian parking area at Lake Maria State Park	Non-Motorized	\$40,000	\$20,000
D103-11-3C	DNR Parks and Trails	Zumbro Bottoms Horse Camp Well Improvements	to provide improvements to the well/water supply system at the West and Central horse camp areas at Zumbro Bottoms within the Richard J. Dorer Memorial Hardwood State Forest	Non-Motorized	\$30,000	\$15,000
D104-11-2C	DNR Parks and Trails	Parks and Trails Snowmobile Trail Groomers and Drags	to purchase snowmobile trail grooming equipment	Motorized	\$300,000	\$150,000
D105-11-4D	DNR Parks and Trails	Sakatah State Trail Resurfacing	to resurface and widen approximately 15 miles of 8 foot wide bituminous Sakatah State Trail from the City of Faribault to Sakatah Lake State Park	Joint	\$450,000	\$150,000
D106-11-1A	DNR Parks and Trails	Heartland State Trail - Red Bridge	to realign the Heartland State Trail and to replace the Red Bridge over the Fishhook River in the City of Park Rapids	Joint	\$500,000	\$171,864
D107-11-2A	DNR Parks and Trails	Alborn/Pengilly Grade	to rehabilitate 2 bridges crossing the Whiteface and St. Louis Rivers on the Pengilly to Alborn Recreational Trail	Motorized	\$400,000	\$100,000
D108-11-4D	DNR Parks and Trails	Mill Towns State Trail	to resurface and widen from 8 feet to 10 feet 3 miles of the existing Mill Towns State Trail between Northfield and Dundas	Joint	\$300,000	\$150,000
D109-11-1A	DNR Parks and Trails	Itasca State Park Pedestrian/Bike Trail Rehabilitation	to rehabilitate the existing State Park Recreational Trail within Itasca State Park from Douglas Doudge to the Headwaters of the Mississippi	Non-Motorized	\$500,000	\$173,049
D110-11-3A	DNR Parks and Trails	Glacial Lakes State Trail - Richmond to 178th Avenue	to develop 2.4 miles of the Glacial Lakes State Trail through the City of Richmond in Stearns County	Joint	\$450,000	\$150,000
D111-11-1B	DNR Parks and Trails	Glendalough State Park Trail	to design and develop 3 miles of new paved trail within Glendalough State Park connecting to the town of Battle Lake	Non-Motorized	\$500,000	\$150,000
D112-11-2A	DNR Parks and Trails	Rehabilitation of Blue Ox Trail - Big Falls Bridge	to rehabilitate/re-deck a former railroad trestle bridge on the Blue Ox Trail over the Bigfork River at Big Falls, MN	Motorized	\$325,000	\$150,000
D113-11-2B	DNR Parks and Trails	Bear Head Lake State Park Trail Center	to construct a new year-round trail center within Bear Head Lake State Park	Joint	\$300,000	\$150,000
					Non-Motorized	\$938,291
					Motorized	\$1,057,309
					Joint	\$1,445,797
TOTAL					\$11,009,292	\$3,441,397

**MnDOT
State Road
Construction Program (SRC)**

MnDOT STATE ROAD CONSTRUCTION PROGRAM

In developing the 2012-2015 STIP, only federal-aid highway formula funds were subject to the ATP prioritization process. State funded projects are included in the formal STIP for informational purposes and were shared and discussed with the ATPs. MnDOT anticipates a high degree of flexibility in the use of federal or state funding sources for individual projects.

The estimated average annual state funds available for trunk highway construction activities is \$321 million. Actual amounts are slightly higher with a modest level of over programming. However, a portion of those state funds are reserved for statewide initiatives shown in District C.

State funds are available to each MnDOT District to cover the following items in priority order:

1. Match federal dollars received through the ATP process and Federal High Priority Project funding or Allocated funding.
2. Estimate necessary District set-asides to cover supplemental agreements and cost overruns.
3. Estimate of right-of-way needs to cover all trunk highway projects, with appropriate lead time for expenditures. A single account will still be monitored by the MnDOT Office of Land Management. The MnDOT Districts must identify the expenditures for the correct State Fiscal Year (SFY).

4. A prioritized list of all other state funded projects or set-a-sides. This prioritized list will include all Municipal Agreement Projects, Bridge and Road Construction Projects and Landscape Partnerships.

MnDOT's State Road Construction Program (SRC) is legislatively constrained by an annual budget level. The exact budget level can vary by biennium. The STIP program level may not coincide with the SRC budget level if MnDOT is more or less successful than anticipated during the ATP process. If the program level is significantly higher, legislative action would be required to raise the budget level. The STIP is fiscally constrained, but MnDOT's SRC budget includes a level of advance construction programming.

Project totals (all four years of the STIP) for the MnDOT State Road Construction Program (SRC) are provided in Figure A-5. Figure A-6 gives the SRC program totals by District/ATP and year. Totals for the SRC include dollars funded by federal advance construction funds, which may exceed actual federal dollars available in any given year. This is due to the fact that AC can be converted over more than one year.

Figure A-5 STATE ROAD CONSTRUCTION PROGRAM FUNDING ** BY SOURCE AND YEAR (\$ MILLIONS)					
SOURCE	2012	2013	2014	2015	TOTAL*
FEDERAL FUNDS					
Formula	261	277	306	257	1,101
High Priority Projects (Demonstration)	49	23	5	8	85
Other Federal	16	5	5	7	33
Advance Construction	55	20	106	130	311
SUBTOTAL*	381	325	422	402	1,530
Trunk Highway	335	324	318	324	1,301
BOND FUNDS	253	212	139	148	752
TOTAL*	970	861	879	874	3,584

*may not total correctly due to rounding

**includes bond funds and does not include local contributions

Figure A-6 STATE ROAD CONSTRUCTION PROGRAM FUNDING** BY DISTRICT/ATP AND YEAR (\$ MILLIONS)					
DISTRICT/ ATP	2012	2013	2014	2015	TOTAL*
1	148	72	47	108	375
2	44	47	36	41	167
3	86	58	63	56	263
4	53	42	41	43	179
6	212	80	90	186	568
7	84	60	40	66	250
8	35	33	42	34	144
SUBTOTAL *	662	392	359	534	1,947
METRO	292	362	405	288	1,347
MISC	16	108	114	52	290
TOTAL*	970	861	879	874	3,584

*may not total correctly due to rounding

**includes bond funds and does not include local contributions

Appendix B

Other Modal Programs

- ✓ Minnesota Rail Service Improvement Program
- ✓ Port Development Assistance Program
- ✓ Minnesota Aeronautics Capital Improvement Program

Minnesota Rail Service Improvement Program

MINNESOTA RAIL SERVICE IMPROVEMENT PROGRAM

The Minnesota Rail Service Improvement Program (MRSI), established in 1976, helps prevent the loss of rail service on lines potentially subject to abandonment by railroads. Using state-developed eligibility rules, the state and rail users and/or railroads enter into contracts for rail line rehabilitation, capital improvements, purchase assistance to rail authorities, loan guarantees and state rail banking. Funding for these projects is in the form of a loan. When the project is completed, the recipient repays the state. These reimbursements are returned to the Minnesota Rail Service Improvement Program account to fund future rehabilitation projects.

Projects fall within the program areas identified below. The MRSI Program has identified \$27 million in railroad track project needs. Projects will move ahead if funding is available and project agreements can be completed and contracts executed. These loan projects are typically funded with state bond funds. Figure B-1 at the end of this section identifies the potential number of projects and funding.

The following five programs are funded under the Minnesota Rail Service Improvement Program.

Rail Purchase Assistance Program

Assists Regional Railroad Authorities in acquiring rail lines that can be operated on a self-sustaining basis to provide local rail service. MnDOT may provide up to 50 percent of the value

of the property. State funds are secured and require repayment if the line is sold or ceases to serve the purpose intended.

Rail Rehabilitation Program

Provides low and no-interest loans to rehabilitate and preserve rail lines that are financially viable and have the potential to increase rail use. A shipper's survey, cost/benefit analysis, and a rehabilitation needs assessment are conducted to determine which lines are prospective rail projects. Repayment of loans is required.

Capital Improvement Loan Program

Provides rail users and railroads with loans for projects that improve rail service and/or strengthen the financial condition of the associated line. Eligible projects have typically included capital improvements such as building and expanding industrial spurs, upgrading bridges and building more efficient loading/un-loading facilities. Repayment of loans is on a quarterly basis.

State Rail Bank Program

Allows the state to acquire and preserve abandoned rail lines for future transportation use or for transmitting energy, fuel or other commodities.

Rail User and Rail Carrier Loan Guarantee Program

Assists rail users in obtaining loans for rail rehabilitation and capital improvements by guaranteeing up to 90 percent of the loan. The 1994 Legislature further amended the statute, recreating the program as the Rail User and Rail Carrier Loan Guarantee Program. Not only rail users but rail carriers are eligible for assistance under the program. In addition to rail

line rehabilitation, rolling stock acquisition and installation are eligible.

Additional information on the Minnesota Rail Service Improvement Program may be obtained from Janelle Collier, Program Manager, Office of Freight and Commercial Vehicle Operations, at (651) 366-3653.

Figure B-1 MINNESOTA RAIL SERVICE IMPROVEMENT PROGRAM ESTIMATED FUNDING SUMMARY AND NUMBER OF POTENTIAL PROJECTS BY PROGRAM AND YEAR (\$ MILLIONS)					
PROGRAM	2012	2013	2014	2015	Total
Rail Purchase Assistance Program	0	0	0	0	0
Rail Rehabilitation Program	\$4,000,000 (1)	0	0	0	\$4,000,000 (1)
Capital Improvement Loan Program	\$3,000,000 (9)	\$3,000,000 (9)	\$3,000,000 (9)	\$3,000,000 (9)	\$12,000,000 (36)
State Rail Bank Program	0	0	0	0	0
Rail User/Rail Carrier Loan Guarantee Program	0	0	0	0	0
TOTAL	\$7,000,000 (10)	\$3,000,00 (9)	\$3,000,00 (9)	\$3,000,000 (9)	\$16,000,000 (37)

() = Number of Potential Projects

Port Development Assistance Program

PORT DEVELOPMENT ASSISTANCE PROGRAM

The Port Development Assistance Program was developed by the state in response to the needs of the commercial navigation system. No federal funds are currently available for these types of projects. The program provides a funding source that facilitates compliance with tighter environmental standards; helps to ensure the continued commercial effectiveness of lake and river navigation terminals and helps to offset the increases in general cost of commercial shipping.

There exist a number of conditions that warrant the port development assistance program in Minnesota. Many of the public terminals and docks in the state are in need of rehabilitation at costs beyond the means of local agencies. Local port authorities are having trouble keeping their infrastructures intact especially for our agricultural and mining industries because the transportation and disposal of dredge material restricted to fewer, temporary or permanent disposal locations due to environmental regulations.

Project proposals are prioritized based on need, employment generated and overall economic benefit. Mn/DOT's Office of Freight and Commercial Vehicle Operations, working with the State's port authorities, had identified a list of potential harbor improvement projects for 2011 and beyond. Past projects, besides dredging, include rehabilitating or improving rail and truck access, dock walls, building roofs, sprinklers and electrical systems, mobile handling equipment and adding warehouse capacity.

The Minnesota Legislature has made the following appropriations to the Port Development Assistance Program:

- 1996 - \$3 million (Bonds)
- 1998 - \$3 million (Bonds)

- 1998 - \$1.5 million (General Funds)
- 2000 - \$2 million (General Funds)
- 2001 - \$1 million (General Funds)
- 2003 - \$2 million (Bonds)
- 2005 - \$2 million (Bonds)
- 2006 - \$3 million (Bonds)
- 2008 - \$500,000 (General Funds)
- 2009 - \$3 million (Bonds)
- 2012 - \$3 million (Bonds)

To date, total state appropriations for the Port Development Assistance Program amounts to \$24 million. The Ports have identified nearly \$45 million of port development needs.

According to Minnesota law, Port Development Assistance funds cannot be added to other state sponsored port investments. Port Development funds can be used with federal and local dollars to complete projects that benefit a port.

Additional information about the Port Development Assistance Program may be obtained from Dick Lambert, Ports and Waterways Section, Office of Freight and Commercial Vehicle Operations, at (651) 366-3683 or email: dick.lambert@state.mn.us.

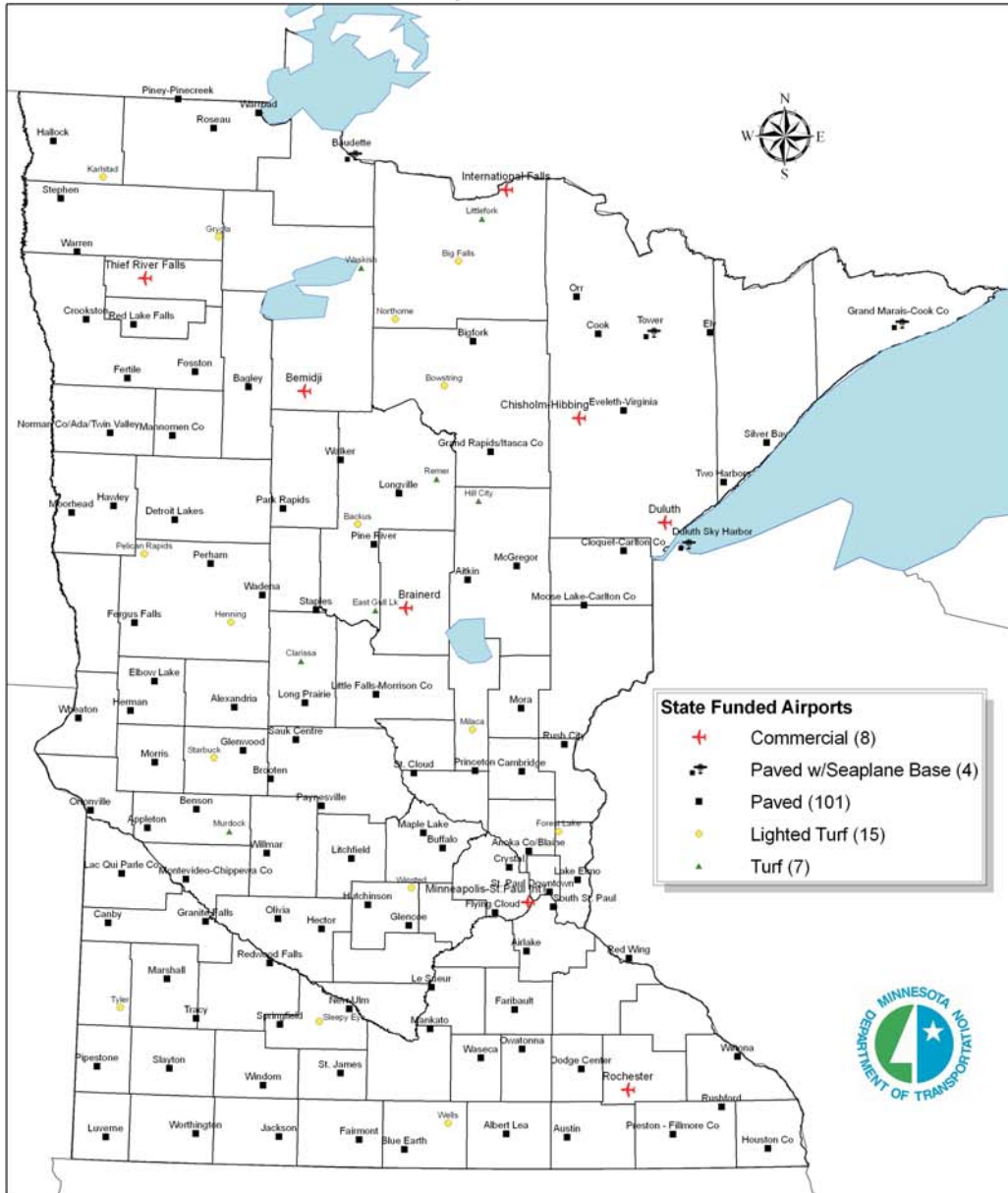
Figure B-2
PORT DEVELOPMENT ASSISTANCE PROGRAM
ANTICIPATED EXPENDITURES BY PORT AND YEAR

PORT	2012	2013	2014	2015	TOTAL
Duluth	0	0	0	0	0
Minneapolis	0	0	0	0	0
St. Paul	0	0	0	0	0
Red Wing	0	0	0	0	0
Winona	0	0	0	0	0
TOTAL	\$3,000,000	0	0	0	\$3,000,000

Note : FY 2012-2015 projects have not been selected at this time.

Minnesota Aeronautics Capital Improvement Program

State Funded Airports in Minnesota



MnDOT Office of Aeronautics

AERONAUTICS

Christopher T. Roy

(651) 234-7210

222 E. Plato Blvd

St. Paul, Minnesota 55107

General Information: (651) 234-7200

1-800-657-3922

FAX: (651) 296-9089



MINNESOTA AERONAUTICS AIRPORT CAPITAL IMPROVEMENT PROGRAM

Legislation

State:

Minnesota Statutes 360 (MS 360), Aeronautics, is the enabling legislation which the Minnesota Department of Transportation (MnDOT), Office of Aeronautics operates. One of the primary directives of this Statute is to promote aviation and aviation safety in Minnesota. MS 360 also establishes a dedicated “State Airport System,” and a dedicated “State Airport Fund.” This fund derives revenue from four sources: aircraft registration tax, aviation fuel tax, airline flight property tax, and interest earned on the fund.

The Legislature appropriates monies from the State Airport Fund on a biennial basis to support the state funded aviation programs and activities. The Airport Development and Assistance appropriations are for Airport Grant-In-Aid Programs which support the continued development and maintenance of the State Airport System.

Federal:

The legislative authorization for the Airport Improvement Program (AIP) contained in the “Vision 100 – Century of Flight Authorization Act of 2003,” expired at the end of Fiscal Year (FY) 2007. At the time of this publishing Congress was working on new authorization language. The new authorization will establish funding levels and policy for airport development. Currently, commercial service airports receive primary entitlement funds based on their number of passenger

enplanements. Airports with at least 10,000 annual enplanements receive a minimum of \$1 million in entitlement funds. Commercial service airports may also collect a Passenger Facility Charge (PFC) from enplaning passengers to supplement AIP funding. The current limit on PFCs is \$4.50 per passenger. Non-primary (i.e. general aviation, reliever and non-primary commercial service) airports also receive entitlements up to \$150,000 per year. Continuation of a non-primary entitlement program is being considered by Congress. AIP discretionary funds are available to eligible airports. Projects funded with discretionary funds must compete for those funds on a nationwide basis.

Minnesota Chapter 360 requires that the state act as agent on behalf of airport municipalities for making application, and for receiving and disbursing federal funds. The MnDOT, Office of Aeronautics is the designated state agent for providing this coordination.

Eligibility

State:

To be eligible for state grants-in-aid, the airport must be owned by a municipality, licensed for public use, and identified in the State Airport System as designated by the Commissioner of Transportation and approved by the Governor. It must also have airport safety zoning or be in the process of zoning. Currently there are 135 publicly-owned airports in Minnesota.

Federal:

To be eligible for federal grants-in-aid, an airport must be in the National Plan of Integrated Airport Systems (NPIAS). Generally, to qualify, an airport must be more than 30 minutes driving time from the nearest existing NPIAS airport and must have a minimum of 10 based aircraft. Currently, there are 97 airports in Minnesota in the NPIAS.

Project Identification

A five-year Capital Improvement Program (CIP) is maintained for all publicly-owned airports in Minnesota. Updates to the CIP are submitted to the Office of Aeronautics annually by the municipalities responsible for the airports. Local decision, and the availability of the local matching funds, will cause some projects to move into future years.

State:

The Minnesota CIP for airports is the result of the annual input received from the municipalities and funding availability for construction grants each fiscal year.

Several factors influence the selection of project elements for state funding. Project priority, inclusion in the State Airport System Plan (SASP), approved airport master plans and airport layout plans (ALPs), statewide airport pavement management

information, status of airport safety zoning, and licensing and inspection reports are some of the considerations for funding.

\$8.3 million has been identified in FY 2012 for airport construction grants. Projects in 2012 through 2015 are based on CIP information submitted by airports in September of 2010.

Federal:

The Federal Aviation Administration (FAA) also maintains an Airport Capital Improvement Program (ACIP) for airports included in the NPIAS. In Minnesota, the ACIP is developed based on input from the Office of Aeronautics and the state CIP. Projects are prioritized by the Office of Aeronautics based on criteria such as completion of a multi-phase project, safety, and system needs. The FAA has ranking criteria for projects based on a formula that awards points for various project elements. The rank ranges from 0 to 100, with 100 being the highest priority. The ACIP list is developed by the FAA, Minneapolis Airports District Office with input from MnDOT, Office of Aeronautics, and submitted to compete nationally for AIP funds.

Approximately \$58.6 million in federal AIP grants were issued in Minnesota during federal fiscal year 2010.

AERONAUTICS
ATP: 1
Fiscal Year: 2012

STIP for FY 2012 - 2015

Airport	Description	Total Project Cost	FAA Funding	State Funding	Municipal Funding
AITKIN MUNICIPAL AIRPORT - STEVE KURTZ FIELD	WILDLIFE MANAGEMENT PLAN	35,000	33,250	0	1,750
AITKIN MUNICIPAL AIRPORT - STEVE KURTZ FIELD	LAND ACQ. - FUTURE EAST HANGAR SITES	95,000	90,250	0	4,750
BIGFORK MUNICIPAL AIRPORT	A/D BUILDING	200,000	0	160,000	40,000
BIGFORK MUNICIPAL AIRPORT	AVGAS FACILITY	80,000	0	40,000	40,000
BIGFORK MUNICIPAL AIRPORT	JET FUEL FACILITY	80,000	0	40,000	40,000
BIGFORK MUNICIPAL AIRPORT	MOWERS (2)	20,000	0	13,333	6,667
BIGFORK MUNICIPAL AIRPORT	PAVE ENTRANCE ROAD	50,000	0	40,000	10,000
BIGFORK MUNICIPAL AIRPORT	RECONSTRUCT TWY & APRON	300,000	0	240,000	60,000
CLOQUET-CARLTON COUNTY AIRPORT	SEAL APRON/TAXIWAY	40,000	38,000	0	2,000
CLOQUET-CARLTON COUNTY AIRPORT	SEAL CRACKS / SEAL COAT RWY 17/35	140,000	133,000	0	7,000
CLOQUET-CARLTON COUNTY AIRPORT	SEAL CRACKS / SEAL COAT RWY 7/25	90,000	85,500	0	4,500
COOK MUNICIPAL AIRPORT	CLEAR OBSTRUCTIONS RUNWAY 7	20,000	19,000	0	1,000
COOK MUNICIPAL AIRPORT	FLAIL MOWER ATTACHMENT	10,400	0	6,934	3,466
COOK MUNICIPAL AIRPORT	CRACK SEAL HANGAR TAXILANE	5,000	4,750	0	250
COOK MUNICIPAL AIRPORT	SRE BUILDING ADDITION	100,000	95,000	0	5,000
DULUTH INTERNATIONAL AIRPORT	REPLACE 1-TON OPERATIONS TRUCK (#12)	25,000	0	16,667	8,334
DULUTH INTERNATIONAL AIRPORT	400 HZ GROUND POWER (4 GATES)	160,000	152,000	0	8,000
DULUTH INTERNATIONAL AIRPORT	GLYCOL CONTAINMENT - DESIGN	200,000	190,000	0	10,000
DULUTH INTERNATIONAL AIRPORT	MULTIPURPOSE PLOW/SWEEPER	700,000	665,000	0	35,000
DULUTH INTERNATIONAL AIRPORT	PAX BOARDING BRIDGE PRE-CONDITIONED AIR (4 GATES)	720,000	684,000	0	36,000
DULUTH INTERNATIONAL AIRPORT	REPLACE WHEEL LOADER W/ATTACHMENTS	300,000	285,000	0	15,000
DULUTH INTERNATIONAL AIRPORT	FLOOR SCRUBBER	12,000	0	8,000	4,000
DULUTH INTERNATIONAL AIRPORT	PAVEMENT MAINTENANCE	50,000	0	35,000	15,000
DULUTH SKY HARBOR AIRPORT	PLOW TRUCK	40,000	0	26,666	13,334
DULUTH SKY HARBOR AIRPORT	PAVEMENT MAINTENANCE	25,000	0	17,500	7,500
DULUTH SKY HARBOR AIRPORT	SHIFT RUNWAY	3,550,000	3,372,500	0	177,500
DULUTH SKY HARBOR AIRPORT	FIRE SUPPRESSION SYSTEM	90,000	0	30,000	60,000

AERONAUTICS
ATP: 1
Fiscal Year: 2012

STIP for FY 2012 - 2015

Airport	Description	Total Project Cost	FAA Funding	State Funding	Municipal Funding
DULUTH SKY HARBOR AIRPORT	SHIFT RUNWAY - DESIGN	450,000	427,500	0	22,500
ELY MUNICIPAL AIRPORT	PARALLEL TAXIWAY - EA	75,000	71,250	0	3,750
ELY MUNICIPAL AIRPORT	REPLACE A/D BLDG ROOF	70,000	63,000	3,500	3,500
EVELETH-VIRGINIA MUNICIPAL AIRPORT	RWY 9/27 RECON/CONN TXWY - ENGINEERING CO/CA	230,000	218,500	0	11,500
EVELETH-VIRGINIA MUNICIPAL AIRPORT	CONN TXWY - RWY 9 THRESHOLD TO APRON	200,000	190,000	0	10,000
EVELETH-VIRGINIA MUNICIPAL AIRPORT	RWY 9/27 RECON - DESIGN	175,000	166,250	0	8,750
EVELETH-VIRGINIA MUNICIPAL AIRPORT	RWY 9/27 RECON - ELECTRICAL CONSTRUCTION	295,000	280,250	0	14,750
EVELETH-VIRGINIA MUNICIPAL AIRPORT	RWY 9/27 RECON - PAVING CONSTRUCTION	1,800,000	1,710,000	0	90,000
FALLS INTERNATIONAL AIRPORT	TERMINAL EXPANSION/REMODEL (PH 3) - FINAL DESIGN	750,000	690,000	22,500	37,500
FALLS INTERNATIONAL AIRPORT	TERMINAL EXPANSION/REMODEL	7,700,000	6,930,000	308,000	462,000
FALLS INTERNATIONAL AIRPORT	RWY 4/22 MIRLS & MITLS	50,000	47,500	0	2,500
FALLS INTERNATIONAL AIRPORT	PAVEMENT REHABILITATION	50,000	47,500	0	2,500
FALLS INTERNATIONAL AIRPORT	GA APRON LIGHTING	50,000	47,500	0	2,500
FALLS INTERNATIONAL AIRPORT	LAND ACQUISITION	50,000	47,500	0	2,500
GRAND MARAIS-COOK COUNTY AIRPORT	EXTEND/WIDEN RWY 9/27 (800' X 100') [PH 1] - GRADE	5,000,000	4,750,000	0	250,000
GRAND RAPIDS/ITASCA CO-GORDON NEWSTROM FLD	RUNWAY 10/28 - REFURBISH TURF (RESURFACING)	75,000	0	52,500	22,500
GRAND RAPIDS/ITASCA CO-GORDON NEWSTROM FLD	SRE REPLACEMENT - ROLBA SNOW THROWER	450,000	427,500	0	22,500
GRAND RAPIDS/ITASCA CO-GORDON NEWSTROM FLD	CRACK SEALING - TWY A, RAMP & HANGAR AREA (POSSIBLE AIP PROJECT)	90,000	0	63,000	27,000
GRAND RAPIDS/ITASCA CO-GORDON NEWSTROM FLD	FUEL STATION CONVERSION - SELF SERVICE 100LL	25,000	0	12,500	12,500
MCGREGOR - ISEDOR IVERSON AIRPORT	ZONING - RWY 14/32 EXTENSION & X-WIND RWY	20,000	0	16,000	4,000
MCGREGOR - ISEDOR IVERSON AIRPORT	PAVEMENT REHABILITATION - RWY 14/32	200,000	0	160,000	40,000
NORTHOME MUNICIPAL AIRPORT	OBSTRUCTION REMOVAL	1,500	0	1,200	300
NORTHOME MUNICIPAL AIRPORT	REHAB BEACON	7,000	0	5,600	1,400
RANGE REGIONAL AIRPORT	REHABILITATE NW HANGAR (ARROWHEAD BLDG.)	975,000	0	146,250	828,750
RANGE REGIONAL AIRPORT	REPLACE FUEL STORAGE SYSTEM	280,000	266,000	0	14,000

AERONAUTICS
ATP: 1
Fiscal Year: 2012

STIP for FY 2012 - 2015

Airport	Description	Total Project Cost	FAA Funding	State Funding	Municipal Funding
RANGE REGIONAL AIRPORT	RWY 13 TRANSITION SURFACE - EASEMENT E - 2.8 ACRES	100,000	95,000	0	5,000
RANGE REGIONAL AIRPORT	TRUCK W/ SPREADER	350,000	332,500	0	17,500
RANGE REGIONAL AIRPORT	HANGAR APRON, PCC	92,000	0	64,400	27,600
RANGE REGIONAL AIRPORT	MAINTENANCE 1/2 TON PICKUP TRUCK	38,000	0	25,335	12,665
RANGE REGIONAL AIRPORT	PASSENGER TERMINAL EXPAND/REMODEL-DESIGN	450,000	200,000	205,000	45,000
SILVER BAY MUNICIPAL AIRPORT - WAYNE JOHNSON	FLAIL MOWER	25,000	0	16,667	8,334
SILVER BAY MUNICIPAL AIRPORT - WAYNE JOHNSON	REMOVE A/D BUILDING/CONSTRUCT ELECTRICAL VAULT	120,000	114,000	0	6,000
SILVER BAY MUNICIPAL AIRPORT - WAYNE JOHNSON	SRE TRACTOR W/ BLOWER & BROOM	95,000	90,250	0	4,750
TOWER MUNICIPAL AIRPORT	PAPI'S	90,000	85,500	0	4,500
TOWER MUNICIPAL AIRPORT	RESURFACE RWY 8/26, TAXIWAYS & APRON	710,000	674,500	0	35,500
TOWER MUNICIPAL AIRPORT	UPGRADE SIGNAGE AND MARKINGS	70,000	66,500	0	3,500
TWO HARBORS MUNICIPAL - RICHARD B. HELGESON FIELD	RELOCATE AWOS	15,000	0	15,000	0
Summary for Year = (64 projects)		\$28,360,900	\$23,885,750	\$1,791,551	\$2,683,599

AERONAUTICS
ATP: 1
Fiscal Year: 2013

STIP for FY 2012 - 2015

Airport	Description	Total Project Cost	FAA Funding	State Funding	Municipal Funding
AITKIN MUNICIPAL AIRPORT - STEVE KURTZ FIELD	CRACK REPAIR & SEAL COAT AIRPORT PAVEMENT	203,000	192,850	0	10,150
AITKIN MUNICIPAL AIRPORT - STEVE KURTZ FIELD	HANGAR SITE PREPARATION - EXISTING SITE	54,000	0	27,000	27,000
AITKIN MUNICIPAL AIRPORT - STEVE KURTZ FIELD	TAXILANE FOR HANGAR AREA - EXISTING SITE	49,000	0	34,300	14,700
BIGFORK MUNICIPAL AIRPORT	BAY HANGAR (LOCAL SHARE)	65,000	0	0	65,000
BIGFORK MUNICIPAL AIRPORT	HANGAR SITE PREPARATION	100,000	0	50,000	50,000
BIGFORK MUNICIPAL AIRPORT	BAY HANGAR (HANGAR LOAN)	260,000	0	260,000	0
CLOQUET-CARLTON COUNTY AIRPORT	12-UNIT TEE HANGAR	800,000	760,000	0	40,000
COOK MUNICIPAL AIRPORT	3/4 TON TRUCK W/9' PLOW	40,000	38,000	0	2,000
COOK MUNICIPAL AIRPORT	PARALLEL TXY 13/31 (4000' X 35')	450,000	427,500	0	22,500
COOK MUNICIPAL AIRPORT	RESURFACE PARKING LOT	30,000	28,500	0	1,500
COOK MUNICIPAL AIRPORT	TAXIWAY TO NEW HANGAR AREA	150,000	142,500	0	7,500
DULUTH INTERNATIONAL AIRPORT	HANGAR DOOR REPLACEMENT (BLDG 104)	300,000	0	150,000	150,000
DULUTH INTERNATIONAL AIRPORT	REPLACE TERMINAL (BID PACK 3)	7,930,000	5,551,000	975,390	1,403,610
DULUTH INTERNATIONAL AIRPORT	REPLACE 3/4-TON PLOW TRUCK	45,000	0	30,002	14,999
DULUTH INTERNATIONAL AIRPORT	JAWS OF LIFE	28,000	0	18,668	9,332
DULUTH INTERNATIONAL AIRPORT	REPLACE EQUIPMENT (#25 W/MOWER, SPRAYER, LIGHT PLOW)	450,000	427,500	0	22,500
DULUTH INTERNATIONAL AIRPORT	MIDFIELD APRON REPAIR	500,000	475,000	0	25,000
DULUTH INTERNATIONAL AIRPORT	GATE SECURITY UPGRADE	50,000	47,500	0	2,500
DULUTH INTERNATIONAL AIRPORT	EXTEND RWY 3/21 & TWYS C&B - ENV. ASSESS.	400,000	380,000	0	20,000
DULUTH INTERNATIONAL AIRPORT	PAVEMENT MAINTENANCE	100,000	0	70,000	30,000
DULUTH SKY HARBOR AIRPORT	FUEL SYSTEM	100,000	95,000	0	5,000
DULUTH SKY HARBOR AIRPORT	PAVEMENT MAINTENANCE	30,000	28,500	0	1,500
DULUTH SKY HARBOR AIRPORT	RECONSTRUCT TWY	375,000	356,250	0	18,750
DULUTH SKY HARBOR AIRPORT	SEAPLANE BASE RETAINING WALL	80,000	76,000	0	4,000
DULUTH SKY HARBOR AIRPORT	A/D BUILDING IMPROVEMENTS	160,000	0	112,000	48,000
ELY MUNICIPAL AIRPORT	RESURFACE ENTRANCE ROAD	50,000	47,500	0	2,500
ELY MUNICIPAL AIRPORT	RESURFACE PARKING LOT	100,000	95,000	0	5,000

AERONAUTICS
ATP: 1
Fiscal Year: 2013

STIP for FY 2012 - 2015

Airport	Description	Total Project Cost	FAA Funding	State Funding	Municipal Funding
EVELETH-VIRGINIA MUNICIPAL AIRPORT	CRACK SEALING AND REPAIR	30,000	28,500	0	1,500
FALLS INTERNATIONAL AIRPORT	LAND ACQUISITION	50,000	47,500	0	2,500
FALLS INTERNATIONAL AIRPORT	MAINTENANCE HANGAR	1,000,000	950,000	0	50,000
FALLS INTERNATIONAL AIRPORT	RESURFACE RWY 13/31	750,000	712,500	0	37,500
FALLS INTERNATIONAL AIRPORT	SKID STEER	75,000	0	50,003	24,998
FALLS INTERNATIONAL AIRPORT	CRACK REPAIR	50,000	47,500	0	2,500
GRAND MARAIS-COOK COUNTY AIRPORT	EXTEND/WIDEN RWY 9/27 (5,000' X 100') [PH 2] - PAVING	5,000,000	4,750,000	0	250,000
MCGREGOR - ISEDOR IVERSON AIRPORT	E. A. - RWY 14/32 EXTENSION & X-WIND RWY	80,000	0	64,000	16,000
MCGREGOR - ISEDOR IVERSON AIRPORT	INSTALL FENCE AROUND FUEL SYSTEM	2,000	0	1,000	1,000
MCGREGOR - ISEDOR IVERSON AIRPORT	TRACTOR/MOWER	75,000	0	50,000	25,000
MCGREGOR - ISEDOR IVERSON AIRPORT	WILDLIFE HAZARD ASSESSMENT	5,000	0	4,000	1,000
MOOSE LAKE-CARLTON COUNTY AIRPORT	RECONSTRUCT RWY 4/22	450,000	427,500	0	22,500
MOOSE LAKE-CARLTON COUNTY AIRPORT	RECONSTRUCT TWY	150,000	142,500	0	7,500
MOOSE LAKE-CARLTON COUNTY AIRPORT	RECONSTRUCT APRON	250,000	237,500	0	12,500
NORTHOME MUNICIPAL AIRPORT	HIGHWAY ENTRANCE SIGNS	1,000	0	800	200
NORTHOME MUNICIPAL AIRPORT	ADDITIONAL GRAVEL ENTRANCE ROAD LANE	10,000	0	8,000	2,000
ORR REGIONAL AIRPORT	MAINTENANCE BUILDING 55' X 85'	300,000	285,000	0	15,000
ORR REGIONAL AIRPORT	NEW WELL FOR A/D BUILDING & HANGAR	7,500	0	5,250	2,250
RANGE REGIONAL AIRPORT	GLYCOL RECOVERY SYSTEM	80,000	76,000	0	4,000
RANGE REGIONAL AIRPORT	REHAB/EXPAND APRON - AIR CARRIER/FBO (PCC)	1,900,000	1,805,000	0	95,000
RANGE REGIONAL AIRPORT	REMOVE OLD FUEL STORAGE SYSTEM	50,000	47,500	0	2,500
RANGE REGIONAL AIRPORT	PASSENGER TERMINAL EXPAND/REMODEL-CONSTRUCT	4,500,000	2,700,000	315,000	1,485,000
SILVER BAY MUNICIPAL AIRPORT - WAYNE JOHNSON	TEE-HANGAR IMPROVEMENT	50,000	0	25,000	25,000
TOWER MUNICIPAL AIRPORT	HANGAR AREA TAXILANE EXT.	200,000	190,000	0	10,000
TOWER MUNICIPAL AIRPORT	SRE-PLOW	100,000	95,000	0	5,000
TOWER MUNICIPAL AIRPORT	HANGAR AREA TAXILANE EXT. - PURCHASE WETLAND CREDITS	125,000	118,750	0	6,250

AERONAUTICS
ATP: 1
Fiscal Year: 2013

STIP for FY 2012 - 2015

Airport	Description	Total Project Cost	FAA Funding	State Funding	Municipal Funding
TOWER MUNICIPAL AIRPORT	SRE BUILDING (60 X 50)	360,000	342,000	0	18,000
Summary for Year = (54 projects)		\$28,549,500	\$22,171,350	\$2,250,412	\$4,127,738

AERONAUTICS
ATP: 1
Fiscal Year: 2014

STIP for FY 2012 - 2015

Airport	Description	Total Project Cost	FAA Funding	State Funding	Municipal Funding
AITKIN MUNICIPAL AIRPORT - STEVE KURTZ FIELD	TERMINAL AREA FENCING & CONTROLLED ACCESS GATES	123,000	116,850	0	6,150
CLOQUET-CARLTON COUNTY AIRPORT	LOADER W/BLOWER & BROOM	335,000	318,250	0	16,750
COOK MUNICIPAL AIRPORT	CRACK SEAL RWY 13/31 & TWY	15,000	14,250	0	750
COOK MUNICIPAL AIRPORT	EXPAND APRON & HANGAR AREA	120,000	114,000	0	6,000
COOK MUNICIPAL AIRPORT	RELOCATE BEACON & AWOS	20,000	19,000	0	1,000
COOK MUNICIPAL AIRPORT	RESURFACE ENTRANCE ROAD	90,000	85,500	0	4,500
DULUTH INTERNATIONAL AIRPORT	EXTEND RWY 3/21 W/TWYS C & B - DESIGN	1,500,000	1,425,000	0	75,000
DULUTH INTERNATIONAL AIRPORT	RANCH HANGAR [HANGAR LOAN]	640,000	0	640,000	0
DULUTH INTERNATIONAL AIRPORT	RANCH HANGAR (LOCAL SHARE)	160,000	0	0	160,000
DULUTH INTERNATIONAL AIRPORT	PAVEMENT MAINTENANCE	100,000	0	70,000	30,000
DULUTH INTERNATIONAL AIRPORT	3/4-TON PLOW TRUCK (#6)	40,000	0	26,668	13,332
DULUTH INTERNATIONAL AIRPORT	1-TON UTILITY TRUCK	60,000	0	40,002	19,998
DULUTH INTERNATIONAL AIRPORT	SNOW PLOW/SANDING TRUCK	150,000	142,500	0	7,500
DULUTH INTERNATIONAL AIRPORT	EXTEND RWY 3/21 - LAND ACQUISITION	1,500,000	1,425,000	0	75,000
DULUTH INTERNATIONAL AIRPORT	DEICING PAD AND CONTAINMENT	3,200,000	3,040,000	0	160,000
DULUTH INTERNATIONAL AIRPORT	SWEEPER TRUCK	425,000	403,750	0	21,250
DULUTH SKY HARBOR AIRPORT	BEACON	75,000	71,250	0	3,750
DULUTH SKY HARBOR AIRPORT	HANGAR CONSTRUCTION	500,000	475,000	0	25,000
ELY MUNICIPAL AIRPORT	PARALLEL TAXIWAY - DESIGN	125,000	118,750	0	6,250
ELY MUNICIPAL AIRPORT	NORTHWEST TAXIWAY	170,000	161,500	0	8,500
EVELETH-VIRGINIA MUNICIPAL AIRPORT	WILDLIFE ASSESSMENT	50,000	47,500	0	2,500
EVELETH-VIRGINIA MUNICIPAL AIRPORT	SRE	150,000	142,500	0	7,500
EVELETH-VIRGINIA MUNICIPAL AIRPORT	REPLACE BEACON (RE-USE POLE)	8,500	8,075	0	425
FALLS INTERNATIONAL AIRPORT	CRACK REPAIR	50,000	47,500	0	2,500
FALLS INTERNATIONAL AIRPORT	LAND ACQUISITION	50,000	47,500	0	2,500
GRAND MARAIS-COOK COUNTY AIRPORT	EXTEND RWY 9/27 (PH 3) - NAVAIDS / LIGHTING	4,000,000	3,800,000	0	200,000
GRAND RAPIDS/ITASCA CO-GORDON NEWSTROM FLD	RWY 16/34 - EXTENSION JUSTIFICATION	15,000	14,250	0	750

AERONAUTICS
ATP: 1
Fiscal Year: 2014

STIP for FY 2012 - 2015

Airport	Description	Total Project Cost	FAA Funding	State Funding	Municipal Funding
MCGREGOR - ISEDOR IVERSON AIRPORT	LAND ACQ. - CROSSWIND RWY 5/23	200,000	0	160,000	40,000
MCGREGOR - ISEDOR IVERSON AIRPORT	WETLAND MITIGATION	80,000	0	64,000	16,000
NORTHOME MUNICIPAL AIRPORT	REMODEL HANGAR (CITY OWNED?)	10,000	0	10,000	0
ORR REGIONAL AIRPORT	UPDATE AIRPORT LAYOUT PLAN	50,000	47,500	0	2,500
RANGE REGIONAL AIRPORT	EXTEND RWY 13/31 - EA	220,000	209,000	0	11,000
RANGE REGIONAL AIRPORT	TRACTOR/MOWER	80,000	0	53,336	26,664
SILVER BAY MUNICIPAL AIRPORT - WAYNE JOHNSON	FENCING - PERIMETER & TERMINAL AREA	500,000	475,000	0	25,000
SILVER BAY MUNICIPAL AIRPORT - WAYNE JOHNSON	IMPROVE RUNWAY DRAINAGE	200,000	190,000	0	10,000
TOWER MUNICIPAL AIRPORT	T-HANGAR AREA - SITE PREP	200,000	160,000	20,000	20,000
Summary for Year = (36 projects)		\$15,211,500	\$13,119,425	\$1,084,006	\$1,008,069

AERONAUTICS
ATP: 1
Fiscal Year: 2015

STIP for FY 2012 - 2015

Airport	Description	Total Project Cost	FAA Funding	State Funding	Municipal Funding
AITKIN MUNICIPAL AIRPORT - STEVE KURTZ FIELD	AIRPORT WILDLIFE FENCE REHABILITATION	332,000	315,400	0	16,600
CLOQUET-CARLTON COUNTY AIRPORT	EXTEND RWY 17/35 - JUSTIFICATION	25,000	23,750	0	1,250
COOK MUNICIPAL AIRPORT	ALP UPDATE WITH NARRATIVE	25,000	23,750	0	1,250
COOK MUNICIPAL AIRPORT	NEW FUEL SYSTEM	80,000	76,000	0	4,000
DULUTH INTERNATIONAL AIRPORT	GA A/D BUILDING - CONSTRUCT	2,000,000	0	714,000	1,286,000
DULUTH INTERNATIONAL AIRPORT	PAVEMENT MAINTENANCE	100,000	0	70,000	30,000
DULUTH INTERNATIONAL AIRPORT	EXTEND/RECONSTRUCT RWY 21 (PH 1) - GRADE/PAVE	10,000,000	9,500,000	0	500,000
DULUTH INTERNATIONAL AIRPORT	RETROFIT HANGAR DOOR (BLDG 104)	300,000	0	150,000	150,000
DULUTH INTERNATIONAL AIRPORT	REPLACE SRE #16 & #19 W/MULTIPURPOSE PLOW/SWEEPER	700,000	665,000	0	35,000
DULUTH SKY HARBOR AIRPORT	RECONSTRUCT SEAPLANE RAMP	100,000	95,000	0	5,000
DULUTH SKY HARBOR AIRPORT	UPGRADE UTILITIES (GAS & SEWER)	220,000	209,000	0	11,000
ELY MUNICIPAL AIRPORT	PARALLEL TAXIWAY - CONSTRUCT	2,500,000	2,375,000	0	125,000
ELY MUNICIPAL AIRPORT	PARALLEL TAXIWAY - WETLAND MITIGATION	500,000	475,000	0	25,000
EVELETH-VIRGINIA MUNICIPAL AIRPORT	APRON RECONSTRUCTION EA (CATEX)	1,000	950	0	50
EVELETH-VIRGINIA MUNICIPAL AIRPORT	STORM SEWER INSPECTION	1,500	1,425	0	75
EVELETH-VIRGINIA MUNICIPAL AIRPORT	REPLACE & RELOCATE FUEL FACILITIES	230,000	0	115,000	115,000
FALLS INTERNATIONAL AIRPORT	LAND ACQUISITION	50,000	47,500	0	2,500
FALLS INTERNATIONAL AIRPORT	CRACK REPAIR	50,000	47,500	0	2,500
GRAND MARAIS-COOK COUNTY AIRPORT	MASTER PLAN / ALP UPDATE	100,000	95,000	0	5,000
GRAND MARAIS-COOK COUNTY AIRPORT	NEW PARALLEL TWY 9/27 - DESIGN	500,000	475,000	0	25,000
GRAND RAPIDS/ITASCA CO-GORDON NEWSTROM FLD	ENV. ASSESSMENT - RWY 16/34 EXTENSION	50,000	47,500	0	2,500
MCGREGOR - ISEDOR IVERSON AIRPORT	CROSSWIND RWY 5/23 CONSTRUCTION - TURF	400,000	0	320,000	80,000
MOOSE LAKE-CARLTON COUNTY AIRPORT	8-UNIT "T" HANGAR	700,000	658,000	7,000	35,000
NORTHOME MUNICIPAL AIRPORT	ARV/DEP BUILDING REHAB	20,000	0	16,000	4,000
RANGE REGIONAL AIRPORT	EXTEND RWY 13/31 - DESIGN	250,000	237,500	0	12,500
RANGE REGIONAL AIRPORT	EXTEND RWY 13/31 - LAND ACQUISITION	50,000	47,500	0	2,500

AERONAUTICS
ATP: 1
Fiscal Year: 2015

STIP for FY 2012 - 2015

Airport	Description	Total Project Cost	FAA Funding	State Funding	Municipal Funding
RANGE REGIONAL AIRPORT	TWY C MITLS	120,000	114,000	0	6,000
SILVER BAY MUNICIPAL AIRPORT - WAYNE JOHNSON	EXTEND RWY 7/25 - JUSTIFICATION STUDY, LENGTH & STRENGTH	15,000	14,250	0	750
SILVER BAY MUNICIPAL AIRPORT - WAYNE JOHNSON	PAVEMENT REHABILITATION	120,000	114,000	0	6,000
TOWER MUNICIPAL AIRPORT	5-UNIT T-HANGAR	200,000	190,000	0	10,000
Summary for Year = (30 projects)		\$19,739,500	\$15,848,025	\$1,392,000	\$2,499,475

AERONAUTICS
ATP: 2
Fiscal Year: 2012

STIP for FY 2012 - 2015

Airport	Description	Total Project Cost	FAA Funding	State Funding	Municipal Funding
BAGLEY MUNICIPAL AIRPORT	AUTO PARKING/TAXILANE	100,000	0	80,000	20,000
BAGLEY MUNICIPAL AIRPORT	CRACKSEALING	5,000	0	4,000	1,000
BAGLEY MUNICIPAL AIRPORT	ALP UPDATE	5,000	0	4,000	1,000
BEMIDJI REGIONAL AIRPORT	AIRPORT ENTRY SIGNS	118,000	112,100	0	5,900
BEMIDJI REGIONAL AIRPORT	APRON / GA APRON REPAIRS	670,000	636,500	0	33,500
BEMIDJI REGIONAL AIRPORT	EXPAND / REHABILITATE SRE BUILDING	2,000,000	1,900,000	0	100,000
BEMIDJI REGIONAL AIRPORT	LAND ACQUISITION	110,000	104,500	0	5,500
BEMIDJI REGIONAL AIRPORT	PAVEMENT CRACK SEALING	20,000	19,000	0	1,000
BEMIDJI REGIONAL AIRPORT	PERIMETER ROAD PAVING (PH 1)	196,000	186,200	0	9,800
BEMIDJI REGIONAL AIRPORT	REPLACEMENT SANDER	530,000	503,500	0	26,500
BEMIDJI REGIONAL AIRPORT	UPDATE MASTER PLAN / ALP	150,000	142,500	0	7,500
BEMIDJI REGIONAL AIRPORT	TERMINAL BUS STOPS / LANE	154,000	0	107,800	46,200
CROOKSTON MUNICIPAL AIRPORT - KIRKWOOD FIELD	RUNWAY 13/31 OVERLAY	375,000	356,250	0	18,750
CROOKSTON MUNICIPAL AIRPORT - KIRKWOOD FIELD	TAXIWAY OVERLAY	290,000	275,500	0	14,500
FERTILE MUNICIPAL AIRPORT	GRADE RWY APPROACH	29,310	0	23,448	5,862
FERTILE MUNICIPAL AIRPORT	IMPROVE DRAINAGE IN APPROACHES FOR ACCESS	42,786	0	34,229	8,557
FOSSTON MUNICIPAL AIRPORT	PARALLEL TAXIWAY 16/34 - PAVING	465,000	441,750	0	23,250
HALLOCK MUNICIPAL AIRPORT	REPLACE HANGAR DOOR	60,000	0	30,000	30,000
KARLSTAD MUNICIPAL AIRPORT	AIRPORT SIGNING (MATERIALS ONLY)	5,000	0	4,000	1,000
NORMAN COUNTY/ADA/TWIN VALLEY AIRPORT	CRACK REPAIR & SEALING (RWY, TXY, APN)	10,000	0	8,000	2,000
NORMAN COUNTY/ADA/TWIN VALLEY AIRPORT	NEW RUNWAY LIGHTING (PILOT CONTROLLED)	100,000	0	80,000	20,000
PARK RAPIDS MUNICIPAL AIRPORT - KONSHOK FIELD	PAVE / EXTEND RWY 18/36 - DESIGN	200,000	190,000	0	10,000
PINEY-PINECREEK BORDER AIRPORT	NEW WELL	5,000	0	5,000	0
RED LAKE FALLS MUNICIPAL AIRPORT	LIRLS	50,000	0	40,000	10,000
ROSEAU MUNICIPAL AIRPORT - RUDY BILLBERG FIELD	ALP UPDATE - RWY 34 GPS APPROACH	12,500	11,875	0	625
ROSEAU MUNICIPAL AIRPORT - RUDY BILLBERG FIELD	BENEFIT/COST ANALYSIS - MALSR	10,000	9,500	0	500
ROSEAU MUNICIPAL AIRPORT - RUDY BILLBERG FIELD	TAXIWAY RECONSTRUCTION (CTA & APA)	665,000	565,250	46,550	53,200

AERONAUTICS
ATP: 2
Fiscal Year: 2012

STIP for FY 2012 - 2015

Airport	Description	Total Project Cost	FAA Funding	State Funding	Municipal Funding
STEPHEN MUNICIPAL AIRPORT	NEW BASE RADIO, TWO PORTABLE RADIOS	15,000	0	10,001	5,000
THIEF RIVER FALLS REGIONAL AIRPORT	RECONSTRUCT RWY 13/31	6,870,000	4,721,497	1,330,032	818,471
THIEF RIVER FALLS REGIONAL AIRPORT	PARALLEL TAXIWAY (13/31) MILL & OVERLAY	1,000,000	530,000	330,000	140,000
THIEF RIVER FALLS REGIONAL AIRPORT	EXTEND RWY 13/31 - LAND ACQUISITION	200,000	190,000	0	10,000
THIEF RIVER FALLS REGIONAL AIRPORT	ZONING UPDATE	15,000	0	10,500	4,500
WARREN MUNICIPAL AIRPORT	ASPHALT APRON	100,000	0	50,000	50,000
WARREN MUNICIPAL AIRPORT	ASPHALT TAXILANE CONSTRUCTION - HANGAR AREA	83,000	0	66,400	16,600
WARREN MUNICIPAL AIRPORT	MIRL'S RUNWAY 13/31	120,000	0	96,000	24,000
WARREN MUNICIPAL AIRPORT	RUNWAY OVERLAY	400,000	0	320,000	80,000
WARROAD INTERNATIONAL MEMORIAL AIRPORT	LAND ACQUISITION - RWY 13 MALSR LIGHTS	46,000	43,700	0	2,300
WARROAD INTERNATIONAL MEMORIAL AIRPORT	RUNWAY 13 MALSR LIGHTS	400,000	380,000	0	20,000
WARROAD INTERNATIONAL MEMORIAL AIRPORT	CRACK SEAL	10,000	0	7,000	3,000
WASKISH MUNICIPAL AIRPORT	BAY HANGAR [HANGAR LOAN]	30,000	0	30,000	0
WASKISH MUNICIPAL AIRPORT	UPDATE AIRPORT LAYOUT PLAN	25,000	0	20,000	5,000
Summary for Year = 2012 (41 projects)		\$15,691,596	\$11,319,622	\$2,736,959	\$1,635,015

AERONAUTICS
ATP: 2
Fiscal Year: 2013

STIP for FY 2012 - 2015

Airport	Description	Total Project Cost	FAA Funding	State Funding	Municipal Funding
BAGLEY MUNICIPAL AIRPORT	ACCESS ROAD PAVING	56,000	0	44,800	11,200
BAGLEY MUNICIPAL AIRPORT	SRE	60,000	0	40,002	19,998
BEMIDJI REGIONAL AIRPORT	EXTEND TWYS C & F	710,000	674,500	0	35,500
BEMIDJI REGIONAL AIRPORT	MAINTENANCE VEHICLE	50,000	0	33,335	16,665
BEMIDJI REGIONAL AIRPORT	PERIMETER ROAD PAVING (PH 2)	200,000	190,000	0	10,000
BEMIDJI REGIONAL AIRPORT	EXPAND EAST APRON	206,000	195,700	0	10,300
BEMIDJI REGIONAL AIRPORT	PAVEMENT CRACK SEALING	25,000	23,750	0	1,250
CROOKSTON MUNICIPAL AIRPORT - KIRKWOOD FIELD	REPLACE FUEL SYSTEM	150,000	142,500	0	7,500
FERTILE MUNICIPAL AIRPORT	ARRIVAL/DEPARTURE BUILDING	120,000	0	96,000	24,000
FERTILE MUNICIPAL AIRPORT	MIRLS, ETC. FOR GPS APPROACH	125,000	0	100,000	25,000
FERTILE MUNICIPAL AIRPORT	RESURFACE RWY 14/32 (3000')	330,000	0	264,000	66,000
FOSSTON MUNICIPAL AIRPORT	CRACK REPAIR	25,000	23,750	0	1,250
HALLOCK MUNICIPAL AIRPORT	TXWY & APRON EXPANSION - EA	25,000	23,750	0	1,250
PARK RAPIDS MUNICIPAL AIRPORT - KONSHOK FIELD	RWY 18/36 MIRLS	150,000	142,500	0	7,500
PARK RAPIDS MUNICIPAL AIRPORT - KONSHOK FIELD	PAPIS RWY 18/36	50,000	47,500	0	2,500
PARK RAPIDS MUNICIPAL AIRPORT - KONSHOK FIELD	PARALLEL TWY FOR RWY 18/36	600,000	570,000	0	30,000
PARK RAPIDS MUNICIPAL AIRPORT - KONSHOK FIELD	PAVE & EXTEND X-WIND RWY 18/36 (3,500' X 75')	1,700,000	1,615,000	0	85,000
PARK RAPIDS MUNICIPAL AIRPORT - KONSHOK FIELD	REILS ON RWY 18 AND 36 ENDS	45,000	42,750	0	2,250
PARK RAPIDS MUNICIPAL AIRPORT - KONSHOK FIELD	RWY 18 OBSTRUCTION REMOVAL - TREES	65,000	61,750	0	3,250
PARK RAPIDS MUNICIPAL AIRPORT - KONSHOK FIELD	MITLS FOR 18/36 PARALLEL TWY	100,000	95,000	0	5,000
RED LAKE FALLS MUNICIPAL AIRPORT	REPLACE TIE-DOWNS	5,000	0	4,000	1,000
ROSEAU MUNICIPAL AIRPORT - RUDY BILLBERG FIELD	APRON RELOCATION	200,000	190,000	0	10,000
ROSEAU MUNICIPAL AIRPORT - RUDY BILLBERG FIELD	EXTEND RWY 16/34 - JUSTIFICATION	10,000	9,500	0	500
ROSEAU MUNICIPAL AIRPORT - RUDY BILLBERG FIELD	PARKING LOT RELOCATION	200,000	190,000	0	10,000
STEPHEN MUNICIPAL AIRPORT	HANGAR AREA/TAXILANE PAVEMENT REPAIR	20,000	0	12,000	8,000
STEPHEN MUNICIPAL AIRPORT	TRACTOR WITH LOADER, BLADE & RADIO	45,000	0	30,002	14,999
THIEF RIVER FALLS REGIONAL AIRPORT	EXTEND PARALLEL TAXIWAY	800,000	760,000	0	40,000

AERONAUTICS
ATP: 2
Fiscal Year: 2013

STIP for FY 2012 - 2015

Airport	Description	Total Project Cost	FAA Funding	State Funding	Municipal Funding
THIEF RIVER FALLS REGIONAL AIRPORT	EXTEND PARALLEL TAXIWAY - DESIGN	100,000	95,000	0	5,000
THIEF RIVER FALLS REGIONAL AIRPORT	EXTEND RWY 13/31 - CONSTRUCTION	2,800,000	2,660,000	0	140,000
THIEF RIVER FALLS REGIONAL AIRPORT	EXTEND RWY 13/31 - FINAL DESIGN	250,000	237,500	0	12,500
THIEF RIVER FALLS REGIONAL AIRPORT	NAVAID RELOCATION	850,000	807,500	0	42,500
WARREN MUNICIPAL AIRPORT	HANGAR (HANGAR LOAN)	150,000	0	150,000	0
WARREN MUNICIPAL AIRPORT	HANGAR SITE PREP	60,000	0	30,000	30,000
WARREN MUNICIPAL AIRPORT	MOWER	40,000	0	26,668	13,332
WARROAD INTERNATIONAL MEMORIAL AIRPORT	TAXIWAY SLURRY SEAL COAT	120,000	114,000	0	6,000
WARROAD INTERNATIONAL MEMORIAL AIRPORT	CRACK SEAL	10,000	0	7,000	3,000
WASKISH MUNICIPAL AIRPORT	EAW FOR RWY PAVING	25,000	0	20,000	5,000
Summary for Year = 2013 (37 projects)		\$10,477,000	\$8,911,950	\$857,807	\$707,244

AERONAUTICS
ATP: 2
Fiscal Year: 2014

STIP for FY 2012 - 2015

Airport	Description	Total Project Cost	FAA Funding	State Funding	Municipal Funding
BAGLEY MUNICIPAL AIRPORT	APRON EXPANSION 200' X 200'	150,000	0	120,000	30,000
BAGLEY MUNICIPAL AIRPORT	CRACK SEALING	7,000	0	5,600	1,400
BAUDETTE INTERNATIONAL AIRPORT	HANGAR SITE PREP	150,000	127,500	10,500	12,000
BEMIDJI REGIONAL AIRPORT	GLYCOL CONTAINMENT SYSTEM UPGRADES	100,000	95,000	0	5,000
BEMIDJI REGIONAL AIRPORT	PAVEMENT CRACK SEALING	25,000	23,750	0	1,250
BEMIDJI REGIONAL AIRPORT	PERIMETER ROAD PAVING (PH 3)	200,000	190,000	0	10,000
BEMIDJI REGIONAL AIRPORT	SRE	200,000	190,000	0	10,000
HALLOCK MUNICIPAL AIRPORT	CONSTRUCT APRON EXPANSION	120,000	114,000	0	6,000
NORMAN COUNTY/ADA/TWIN VALLEY AIRPORT	PAPI	50,000	0	40,000	10,000
NORMAN COUNTY/ADA/TWIN VALLEY AIRPORT	UPDATE ALP	30,000	0	24,000	6,000
PARK RAPIDS MUNICIPAL AIRPORT - KONSHOK FIELD	APRON OVERLAY	250,000	237,500	0	12,500
PARK RAPIDS MUNICIPAL AIRPORT - KONSHOK FIELD	TAXIWAY OVERLAY	250,000	237,500	0	12,500
RED LAKE FALLS MUNICIPAL AIRPORT	REPLACE HANGAR DOORS / OPENERS	72,000	0	36,000	36,000
ROSEAU MUNICIPAL AIRPORT - RUDY BILLBERG FIELD	FBO HANGAR SITE PREP	50,000	0	25,000	25,000
ROSEAU MUNICIPAL AIRPORT - RUDY BILLBERG FIELD	A/D BUILDING SITE PREP	50,000	47,500	0	2,500
STEPHEN MUNICIPAL AIRPORT	HANGAR SITE PREP	220,000	0	110,000	110,000
THIEF RIVER FALLS REGIONAL AIRPORT	RESIGN RWY 3/21 TO 4/22	15,000	14,250	0	750
THIEF RIVER FALLS REGIONAL AIRPORT	TAXIWAY A2 & APRON TO/AT CARGO APRON	183,000	173,850	0	9,150
WARROAD INTERNATIONAL MEMORIAL AIRPORT	AIRPORT FENCING - EAST SIDE	200,000	190,000	0	10,000
WARROAD INTERNATIONAL MEMORIAL AIRPORT	CRACK SEAL	10,000	0	7,000	3,000
WASKISH MUNICIPAL AIRPORT	PAVE PRIMARY RWY	200,000	0	160,000	40,000
Summary for Year = 2014 (21 projects)		\$2,532,000	\$1,640,850	\$538,100	\$353,050

AERONAUTICS
ATP: 2
Fiscal Year: 2015

STIP for FY 2012 - 2015

Airport	Description	Total Project Cost	FAA Funding	State Funding	Municipal Funding
BAGLEY MUNICIPAL AIRPORT	AIRPORT SIGN	15,000	0	12,000	3,000
BAGLEY MUNICIPAL AIRPORT	FUELING SYSTEM	50,000	0	25,000	25,000
BAGLEY MUNICIPAL AIRPORT	STORAGE BUILDING	20,000	0	16,000	4,000
BAUDETTE INTERNATIONAL AIRPORT	8 UNIT T-HANGAR	450,000	427,500	0	22,500
BEMIDJI REGIONAL AIRPORT	PERIMETER ROAD PAVING (PH 4)	200,000	190,000	0	10,000
BEMIDJI REGIONAL AIRPORT	MAINTENANCE TRUCK	75,000	0	50,003	24,998
BEMIDJI REGIONAL AIRPORT	NORTH SIDE TAXIWAYS	3,100,000	2,945,000	0	155,000
BEMIDJI REGIONAL AIRPORT	PAVEMENT CRACK SEALING	25,000	23,750	0	1,250
FOSSTON MUNICIPAL AIRPORT	WETLAND MITIGATION	250,000	237,500	0	12,500
FOSSTON MUNICIPAL AIRPORT	CRACK REPAIR	25,000	23,750	0	1,250
HALLOCK MUNICIPAL AIRPORT	CRACK SEAL	50,000	47,500	0	2,500
HALLOCK MUNICIPAL AIRPORT	PARALLEL TXWY - CONSTRUCTION	220,000	209,000	0	11,000
PARK RAPIDS MUNICIPAL AIRPORT - KONSHOK FIELD	FRONT END LOADER/BLOWER	165,000	156,750	0	8,250
RED LAKE FALLS MUNICIPAL AIRPORT	RUNWAY CRACK REPAIR	12,000	0	9,600	2,400
ROSEAU MUNICIPAL AIRPORT - RUDY BILLBERG FIELD	FBO HANGAR RELOCATION	130,000	0	65,000	65,000
ROSEAU MUNICIPAL AIRPORT - RUDY BILLBERG FIELD	A/D BLDG RELOCATION	270,000	256,500	0	13,500
ROSEAU MUNICIPAL AIRPORT - RUDY BILLBERG FIELD	INSTALL MALSR RWY 16/34	160,000	152,000	0	8,000
STEPHEN MUNICIPAL AIRPORT	T-HANGAR	440,000	0	440,000	0
THIEF RIVER FALLS REGIONAL AIRPORT	ARFF TRUCK	650,000	617,500	0	32,500
THIEF RIVER FALLS REGIONAL AIRPORT	HANGAR AREA RESTORATION (6400 SQUARE YARDS)	140,000	133,000	0	7,000
WARROAD INTERNATIONAL MEMORIAL AIRPORT	CRACK SEAL	10,000	0	7,000	3,000
WARROAD INTERNATIONAL MEMORIAL AIRPORT	AIRPORT FENCING - NORTH END	200,000	190,000	0	10,000
WARROAD INTERNATIONAL MEMORIAL AIRPORT	MPSH - EA	10,000	9,500	0	500
Summary for Year = 2015 (23 projects)		\$6,667,000	\$5,619,250	\$624,603	\$423,148

AERONAUTICS
ATP: 3
Fiscal Year: 2012

STIP for FY 2012 - 2015

Airport	Description	Total Project Cost	FAA Funding	State Funding	Municipal Funding
BACKUS MUNICIPAL AIRPORT	RWY & TWY IRRIGATION SYSTEM	20,000	0	16,000	4,000
BACKUS MUNICIPAL AIRPORT	CLEAR & GRUB FOR WINDSOCK	3,000	0	2,400	600
BRAINERD LAKES REGIONAL AIRPORT	AS-BUILT ALP	150,000	142,500	0	7,500
BRAINERD LAKES REGIONAL AIRPORT	CRACK SEALING	50,000	47,500	0	2,500
BRAINERD LAKES REGIONAL AIRPORT	MASTER PLAN UPDATE	200,000	190,000	0	10,000
BRAINERD LAKES REGIONAL AIRPORT	ADDITIONAL JET-A STORAGE	45,000	0	22,500	22,500
BRAINERD LAKES REGIONAL AIRPORT	HANGAR AREA SITE PREP	350,000	0	175,000	175,000
BRAINERD LAKES REGIONAL AIRPORT	HANGAR LOAN	550,000	0	440,000	110,000
BRAINERD LAKES REGIONAL AIRPORT	TERMINAL REMODEL - TSA BAGGAGE	200,000	0	140,000	60,000
BROOTEN MUNICIPAL AIRPORT	AIRPORT EMERGENCY ENTRANCE	925,000	0	740,000	185,000
BROOTEN MUNICIPAL AIRPORT	CRACK REPAIR & SEALING	7,000	0	5,600	1,400
BUFFALO MUNICIPAL AIRPORT	10-UNIT T-HANGAR - BUILDING	500,000	0	500,000	0
BUFFALO MUNICIPAL AIRPORT	10-UNIT T-HANGAR - SITE PREPARATION	190,000	0	95,000	95,000
BUFFALO MUNICIPAL AIRPORT	FUEL FACILITY - UPGRADE EXISTING TO JET-A, CONSTRUCT NEW 100LL	226,000	0	113,000	113,000
BUFFALO MUNICIPAL AIRPORT	T-HANGAR AREA - FLOORS & DRAINAGE IMPROVEMENTS	190,000	0	95,000	95,000
BUFFALO MUNICIPAL AIRPORT	ACQUIRE SNOW REMOVAL EQUIPMENT	155,000	147,250	0	7,750
CAMBRIDGE MUNICIPAL AIRPORT	DEER FENCE - EAST SIDE THROUGH WET AREA	15,000	14,250	0	750
CAMBRIDGE MUNICIPAL AIRPORT	RUNWAY 16/34 - REHAB ASPHALT SURFACE	650,000	617,500	0	32,500
LITTLE FALLS-MORRISON COUNTY AIRPORT	ZONING ORDINANCE UPDATE	30,000	0	21,000	9,000
LITTLE FALLS-MORRISON COUNTY AIRPORT	RUNWAY 5/23 DESIGN	320,000	304,000	0	16,000
LITTLE FALLS-MORRISON COUNTY AIRPORT	STUMP REMOVAL (~10 ACRES)	10,000	0	7,000	3,000
LONG PRAIRIE MUNICIPAL AIRPORT - TODD FIELD	RUNWAY 16/34, TAXIWAY, AND APRON RECONSTRUCTION - DESIGN	140,000	133,000	0	7,000
LONG PRAIRIE MUNICIPAL AIRPORT - TODD FIELD	HANGAR AREA DRAINAGE IMPROVEMENTS	240,000	228,000	0	12,000
LONGVILLE MUNICIPAL AIRPORT	RESURFACE TXY / APRON - DESIGN	15,000	14,250	0	750
LONGVILLE MUNICIPAL AIRPORT	EXPAND SW BUILDING AREA - DESIGN	30,000	27,000	1,500	1,500
MAPLE LAKE MUNICIPAL AIRPORT	CRACK FILLING (AFTER 7/1/2011)	10,000	0	8,000	2,000

AERONAUTICS
ATP: 3
Fiscal Year: 2012

STIP for FY 2012 - 2015

Airport	Description	Total Project Cost	FAA Funding	State Funding	Municipal Funding
MAPLE LAKE MUNICIPAL AIRPORT	RUNWAY 10/28 - MILL AND OVERLAY	200,000	0	160,000	40,000
MILACA MUNICIPAL AIRPORT	MASTER PLAN/AIRPORT LAYOUT PLAN UPDATE	15,000	0	12,000	3,000
MILACA MUNICIPAL AIRPORT	PAVED PARKING LOT FOR A/D BLDG	60,000	0	48,000	12,000
MILACA MUNICIPAL AIRPORT	POWER GATE AND CHAIN LINK FENCE	25,000	0	20,000	5,000
MORA MUNICIPAL AIRPORT	DEER FENCING - PHASE 2	250,000	237,500	0	12,500
MORA MUNICIPAL AIRPORT	X-WIND RWY 11/29 - CONSTRUCTION PHASE 2	150,000	142,500	0	7,500
MORA MUNICIPAL AIRPORT	AIRPORT LAYOUT PLAN "AS-BUILT"	150,000	142,500	0	7,500
PAYNESVILLE MUNICIPAL AIRPORT	ENVIRONMENTAL ASSESSMENT FOR PARALLEL TAXIWAY	100,000	95,000	0	5,000
PAYNESVILLE MUNICIPAL AIRPORT	SWPPP	5,000	0	3,500	1,500
PAYNESVILLE MUNICIPAL AIRPORT	ZONING UPDATE	45,000	0	20,250	24,750
PAYNESVILLE MUNICIPAL AIRPORT	AIRPORT BEACON	60,000	57,000	0	3,000
PINE RIVER REGIONAL AIRPORT	CONSTRUCT HELICOPTER LANDING AREA	50,000	47,500	0	2,500
PINE RIVER REGIONAL AIRPORT	EXTEND RWY 16/34 & X-WIND RWY - ENV. ASSESSMENT	20,000	19,000	0	1,000
PINE RIVER REGIONAL AIRPORT	EXTEND RWY 16/34 - LAND	200,000	190,000	0	10,000
PINE RIVER REGIONAL AIRPORT	UPDATE ZONING MAPS	20,000	0	14,000	6,000
PRINCETON MUNICIPAL AIRPORT	SRE BUILDING - CONVERT EXISTING HANGAR	300,000	285,000	0	15,000
PRINCETON MUNICIPAL AIRPORT	WILDLIFE ASSESSMENT	50,000	47,500	0	2,500
PRINCETON MUNICIPAL AIRPORT	E.A. PHASE I - TURF CROSSWIND RUNWAY	80,000	76,000	0	4,000
PRINCETON MUNICIPAL AIRPORT	PERIMETER DEER FENCING	300,000	285,000	0	15,000
REMER MUNICIPAL AIRPORT	BRUSHING	5,000	0	4,000	1,000
REMER MUNICIPAL AIRPORT	CONSTRUCT INFO BOARD	1,500	0	1,200	300
SAUK CENTRE MUNICIPAL AIRPORT	JUSTIFICATION - EXTEND RUNWAY AND WIDEN - MASTER PLAN	40,000	38,000	0	2,000
SAUK CENTRE MUNICIPAL AIRPORT	UPDATE ALP AND PROPERTY MAP	20,000	19,000	0	1,000
ST. CLOUD REGIONAL AIRPORT	G.A. A/D BUILDING - REROOF & REMODEL	35,000	0	24,500	10,500
ST. CLOUD REGIONAL AIRPORT	PAVEMENT MAINTENANCE - CRACK SEAL (BIDS MAR 2012)	25,000	0	17,500	7,500

AERONAUTICS
ATP: 3
Fiscal Year: 2012

STIP for FY 2012 - 2015

Airport	Description	Total Project Cost	FAA Funding	State Funding	Municipal Funding
ST. CLOUD REGIONAL AIRPORT	X-WIND RWY 5/23 EXTENSION - ALP UPDATE	100,000	95,000	0	5,000
ST. CLOUD REGIONAL AIRPORT	INSET PAVEMENT LIGHTING - RUNWAY 13/31	1,000,000	950,000	0	50,000
ST. CLOUD REGIONAL AIRPORT	AIRPORT SRE UTILITY VEHICLE - W/ FRICTION MEASURING EQUIPMENT	30,000	28,500	0	1,500
ST. CLOUD REGIONAL AIRPORT	TERMINAL PARKING LOT EXPANSION	250,000	0	175,000	75,000
STAPLES MUNICIPAL AIRPORT	HANGAR AREA AND TAXILANE REHAB	200,000	190,000	0	10,000
STAPLES MUNICIPAL AIRPORT	PARALLEL TAXIWAY CONSTRUCTION	400,000	380,000	0	20,000
STAPLES MUNICIPAL AIRPORT	CONSTRUCT ACCESS ROAD - NEW HANGAR AREA	57,000	0	39,900	17,100
WALKER MUNICIPAL AIRPORT	REPLACE ARRIVAL/DEPART. BLDG.	170,000	142,800	14,025	13,175
Summary for Year = 2012 (59 projects)		\$9,634,500	\$5,333,050	\$2,935,875	\$1,365,575

AERONAUTICS
ATP: 3
Fiscal Year: 2013

STIP for FY 2012 - 2015

Airport	Description	Total Project Cost	FAA Funding	State Funding	Municipal Funding
BACKUS MUNICIPAL AIRPORT	LOW INTENSITY RUNWAY LIGHTS (LIRLS) & PAPIS	15,000	0	12,000	3,000
BRAINERD LAKES REGIONAL AIRPORT	10' MOWER	90,000	0	60,003	29,997
BRAINERD LAKES REGIONAL AIRPORT	ZONING	25,000	0	17,500	7,500
BRAINERD LAKES REGIONAL AIRPORT	SEWER AND WATER CONNECTION	300,000	171,000	84,000	45,000
BRAINERD LAKES REGIONAL AIRPORT	E. BLDG. ACCESS ROAD & PARKING	35,000	0	24,500	10,500
BRAINERD LAKES REGIONAL AIRPORT	SNOWBLOWER	710,000	674,500	0	35,500
BRAINERD LAKES REGIONAL AIRPORT	AIRPORT MAINTENANCE TRUCK	30,000	0	20,001	9,999
BROOTEN MUNICIPAL AIRPORT	CRACK REPAIR AND SEALING	10,000	0	8,000	2,000
BUFFALO MUNICIPAL AIRPORT	CRACK REPAIR/SLURRY SEAL - HANGAR AREA & TAXILANES	75,000	71,250	0	3,750
CAMBRIDGE MUNICIPAL AIRPORT	AIRPORT SRE BUILDING	300,000	285,000	0	15,000
LITTLE FALLS-MORRISON COUNTY AIRPORT	RWY 5/23 CONSTRUCTION - PHASE 1	1,449,000	1,376,550	0	72,450
LONG PRAIRIE MUNICIPAL AIRPORT - TODD FIELD	UPDATE ZONING ORDINANCE	45,000	0	31,500	13,500
LONG PRAIRIE MUNICIPAL AIRPORT - TODD FIELD	RUNWAY 16/34, TAXIWAY, APRON RECONSTRUCTION - CONSTRUCTION	1,580,000	1,501,000	0	79,000
LONGVILLE MUNICIPAL AIRPORT	RESURFACE TXY / APRON	250,000	237,500	0	12,500
LONGVILLE MUNICIPAL AIRPORT	EXPAND SW BUILDING AREA	425,000	382,500	21,250	21,250
MAPLE LAKE MUNICIPAL AIRPORT	CRACK FILLING (AFTER 7/1/2012)	10,000	0	8,000	2,000
MILACA MUNICIPAL AIRPORT	MOWER REPLACEMENT	50,000	0	33,333	16,667
MILACA MUNICIPAL AIRPORT	RUNWAY OVERRUN	100,000	0	80,000	20,000
MORA MUNICIPAL AIRPORT	LAND ACQ. - KASTENBAUER PARCEL	35,000	33,250	0	1,750
MORA MUNICIPAL AIRPORT	SRE BUILDING	200,000	190,000	0	10,000
MORA MUNICIPAL AIRPORT	TAXILANE REHABILITATION IN BLDG AREA	250,000	237,500	0	12,500
PAYNESVILLE MUNICIPAL AIRPORT	RUNWAY 11-29 LIGHTING IMPROVEMENTS - REIL'S & PAPI	160,000	152,000	0	8,000
PAYNESVILLE MUNICIPAL AIRPORT	LAND ACQUISITION FOR HANGAR AREA	140,000	0	98,000	42,000
PAYNESVILLE MUNICIPAL AIRPORT	PARALLEL TWY 11/29 - DESIGN AND CONSTRUCT	1,050,000	997,500	0	52,500
PINE RIVER REGIONAL AIRPORT	NEW RWY 8/26 - LAND	350,000	332,500	0	17,500
PRINCETON MUNICIPAL AIRPORT	E.A. PHASE II - TURF CROSSWIND RUNWAY	80,000	76,000	0	4,000

AERONAUTICS
ATP: 3
Fiscal Year: 2013

STIP for FY 2012 - 2015

Airport	Description	Total Project Cost	FAA Funding	State Funding	Municipal Funding
PRINCETON MUNICIPAL AIRPORT	LAND/EASEMENTS - TURF CROSSWIND RUNWAY	450,000	427,500	0	22,500
PRINCETON MUNICIPAL AIRPORT	WEST SIDE LAND ACQ. - TURF CROSSWIND RUNWAY	500,000	475,000	0	25,000
REMER MUNICIPAL AIRPORT	CLEARING & GRUBBING	10,000	0	8,000	2,000
SAUK CENTRE MUNICIPAL AIRPORT	EA FOR RUNWAY EXTENSION	50,000	47,500	0	2,500
SAUK CENTRE MUNICIPAL AIRPORT	RIDING MOWER W/SNOW BLOWER ATTACHMENT	30,000	0	20,000	10,000
ST. CLOUD REGIONAL AIRPORT	X-WIND RWY 5/23 EXTENSION - DESIGN	350,000	332,500	0	17,500
ST. CLOUD REGIONAL AIRPORT	PAY PARKING SYSTEM	400,000	0	200,000	200,000
ST. CLOUD REGIONAL AIRPORT	PAVEMENT MAINTENANCE - CRACK SEAL (BIDS MAR 2013)	25,000	0	17,500	7,500
ST. CLOUD REGIONAL AIRPORT	HANGAR SITE PREPARATION	100,000	0	50,000	50,000
ST. CLOUD REGIONAL AIRPORT	10-UNIT T-HANGAR	260,000	0	260,000	0
ST. CLOUD REGIONAL AIRPORT	X-WIND RWY 5/23 EXTENSION - LAND ACQ.	1,500,000	1,425,000	0	75,000
ST. CLOUD REGIONAL AIRPORT	SOUTH G.A. SITE DEVELOPMENT - ENV. ASSESSMENT	200,000	190,000	0	10,000
ST. CLOUD REGIONAL AIRPORT	X-WIND RWY 5/23 EXTENSION - WETLAND MITIGATION	1,000,000	950,000	0	50,000
STAPLES MUNICIPAL AIRPORT	AIRCRAFT STORAGE HANGAR	300,000	285,000	0	15,000
STAPLES MUNICIPAL AIRPORT	6-UNIT T-HANGAR [HANGAR LOAN]	180,000	0	180,000	0
STAPLES MUNICIPAL AIRPORT	HANGAR SITE PREP	100,000	0	50,000	50,000
WALKER MUNICIPAL AIRPORT	FBO BUILDING	150,000	0	75,000	75,000
WALKER MUNICIPAL AIRPORT	SNOWPLOW	150,000	142,500	0	7,500
WALKER MUNICIPAL AIRPORT	DEER FENCING	300,000	285,000	0	15,000
Summary for Year = 2013 (45 projects)		\$13,819,000	\$11,278,050	\$1,358,587	\$1,182,363

AERONAUTICS
ATP: 3
Fiscal Year: 2014

STIP for FY 2012 - 2015

Airport	Description	Total Project Cost	FAA Funding	State Funding	Municipal Funding
BRAINERD LAKES REGIONAL AIRPORT	GRADING & TAXILANE CONSTRUCTION TO EAST BUILDING AREA - COMMERCIAL HANGARS	350,000	332,500	0	17,500
BRAINERD LAKES REGIONAL AIRPORT	COLD STORAGE BUILDING	150,000	0	105,000	45,000
BRAINERD LAKES REGIONAL AIRPORT	CRACK SEALING	150,000	142,500	0	7,500
BROOTEN MUNICIPAL AIRPORT	AIRPORT RESTROOM AND UTILITY IMPROVEMENTS	250,000	0	200,000	50,000
BROOTEN MUNICIPAL AIRPORT	CRACK REPAIR AND SEALING	10,000	0	8,000	2,000
BUFFALO MUNICIPAL AIRPORT	ENV. ASSESSMENT - LAND ACQ. & EAST BLDG AREA SITE	120,000	114,000	0	6,000
CAMBRIDGE MUNICIPAL AIRPORT	RELOCATE AWOS	20,000	0	20,000	0
LITTLE FALLS-MORRISON COUNTY AIRPORT	RWY 5/23 CONSTRUCTION - PHASE 2	1,506,000	1,430,700	0	75,300
LONGVILLE MUNICIPAL AIRPORT	PARTIAL PARALLEL TWY	500,000	475,000	0	25,000
MORA MUNICIPAL AIRPORT	TAXIWAY LIGHTING	200,000	190,000	0	10,000
PINE RIVER REGIONAL AIRPORT	PARKING LOT	30,000	0	21,000	9,000
PINE RIVER REGIONAL AIRPORT	RELOCATE AWOS	20,000	19,000	0	1,000
PINE RIVER REGIONAL AIRPORT	CONSTRUCT RWY 8/26	350,000	285,000	0	15,000
PINE RIVER REGIONAL AIRPORT	NEW RUNWAY 8/26 - DESIGN	90,000	85,500	0	4,500
PRINCETON MUNICIPAL AIRPORT	TURF CROSSWIND RUNWAY - CONSTRUCTION	1,700,000	1,615,000	0	85,000
REMER MUNICIPAL AIRPORT	ESTABLISH TURF	5,000	0	4,000	1,000
SAUK CENTRE MUNICIPAL AIRPORT	EXTEND RWY 14/32 - EAW	10,000	9,500	0	500
SAUK CENTRE MUNICIPAL AIRPORT	REPLACE LIGHTED WINDSOCK	6,000	5,700	0	300
SAUK CENTRE MUNICIPAL AIRPORT	REILS - 14 & 32	24,000	22,800	0	1,200
SAUK CENTRE MUNICIPAL AIRPORT	PARALLEL TAXIWAY	480,000	456,000	0	24,000
SAUK CENTRE MUNICIPAL AIRPORT	PAPIS - 14 & 32	46,000	43,700	0	2,300
SAUK CENTRE MUNICIPAL AIRPORT	LAND ACQUISITION - S RWY EXTENSION & RPZ	675,000	641,250	0	33,750
SAUK CENTRE MUNICIPAL AIRPORT	MILL & OVERLAY RWY 14/32	235,000	223,250	0	11,750
SAUK CENTRE MUNICIPAL AIRPORT	EXTEND & WIDEN RWY 14/32 TO 4000' X 75'	375,000	356,250	0	18,750
SAUK CENTRE MUNICIPAL AIRPORT	APPROACH CLEARING	30,000	28,500	0	1,500
SAUK CENTRE MUNICIPAL AIRPORT	MIRLS - RWY 14/32	130,000	123,500	0	6,500

AERONAUTICS
ATP: 3
Fiscal Year: 2014

STIP for FY 2012 - 2015

Airport	Description	Total Project Cost	FAA Funding	State Funding	Municipal Funding
ST. CLOUD REGIONAL AIRPORT	X-WIND RWY 5/23 - RECONSTRUCT, WIDEN, & EXTEND (6400' X 100')	4,000,000	3,800,000	0	200,000
ST. CLOUD REGIONAL AIRPORT	X-WIND TWY EXTENSION - CONSTRUCTION	2,000,000	1,900,000	0	100,000
ST. CLOUD REGIONAL AIRPORT	X-WIND RWY 5/23 - MALSR	775,000	736,250	0	38,750
ST. CLOUD REGIONAL AIRPORT	X-WIND RWY 5/23 - HIRLS	155,000	147,250	0	7,750
ST. CLOUD REGIONAL AIRPORT	SOUTH G.A. SITE DEVELOPMENT - CONSTRUCTION	2,000,000	1,900,000	0	100,000
ST. CLOUD REGIONAL AIRPORT	X-WIND RWY 5/23 - GLIDE SLOPE	500,000	0	500,000	0
STAPLES MUNICIPAL AIRPORT	PARKING LOT REHAB	60,000	57,000	0	3,000
STAPLES MUNICIPAL AIRPORT	RUNWAY JUSTIFICATION STUDY	40,000	38,000	0	2,000
STAPLES MUNICIPAL AIRPORT	ENTRANCE ROAD REHABILITATION	20,000	0	14,000	6,000
WALKER MUNICIPAL AIRPORT	8-UNIT T-HANGAR	250,000	237,500	0	12,500
WALKER MUNICIPAL AIRPORT	8-UNIT T-HANGAR - SITE PREP	150,000	142,500	0	7,500
Summary for Year = (37 projects)		\$17,362,000	\$15,558,150	\$872,000	\$931,850

AERONAUTICS
ATP: 3
Fiscal Year: 2015

STIP for FY 2012 - 2015

Airport	Description	Total Project Cost	FAA Funding	State Funding	Municipal Funding
BACKUS MUNICIPAL AIRPORT	CLEAR & GRADE RWY 15 SAFETY AREA	20,000	0	16,000	4,000
BRAINERD LAKES REGIONAL AIRPORT	MALSR - RWY 05	290,800	276,260	0	14,540
BRAINERD LAKES REGIONAL AIRPORT	HIGH SPEED DEDICATED BROOM	875,000	831,250	0	43,750
BROOTEN MUNICIPAL AIRPORT	CRACK REPAIR & SEALING	10,000	0	8,000	2,000
CAMBRIDGE MUNICIPAL AIRPORT	PAVE BUILDING AREA	500,000	475,000	0	25,000
LITTLE FALLS-MORRISON COUNTY AIRPORT	RWY 5/23 ELECTRICAL - PHASE 3	252,000	239,400	0	12,600
LITTLE FALLS-MORRISON COUNTY AIRPORT	SEAL COAT - TAXIWAY	56,500	0	39,550	16,950
LONG PRAIRIE MUNICIPAL AIRPORT - TODD FIELD	EXTEND RWY 16/34 - ENVIRONMENTAL ASSESSMENT (1000')	100,000	95,000	0	5,000
LONGVILLE MUNICIPAL AIRPORT	NE BUILDING AREA	250,000	237,500	0	12,500
MILACA MUNICIPAL AIRPORT	FUEL SYSTEM UPGRADE	50,000	0	25,000	25,000
MILACA MUNICIPAL AIRPORT	LAND ACQUISITION - 6.2 ACRES (JUDD PARCEL)	75,000	0	60,000	15,000
MORA MUNICIPAL AIRPORT	10-UNIT T-HANGAR - SITE PREPARATION	75,000	71,250	0	3,750
MORA MUNICIPAL AIRPORT	10-UNIT T-HANGAR - CONSTRUCTION	600,000	570,000	0	30,000
PAYNESVILLE MUNICIPAL AIRPORT	10-UNIT T-HANGAR - BUILDING AND SITE PREP	600,000	570,000	0	30,000
PINE RIVER REGIONAL AIRPORT	EXTEND PARALLEL TAXIWAY 16/34	200,000	190,000	0	10,000
PINE RIVER REGIONAL AIRPORT	EXTEND RWY 16/34 N [550' X 75']	600,000	570,000	0	30,000
PINE RIVER REGIONAL AIRPORT	OVERLAY RWY 16/34 [3,000' X 75']	145,000	137,750	0	7,250
PINE RIVER REGIONAL AIRPORT	ACCESS ROAD TO SOUTH HANGAR AREA	20,000	19,000	0	1,000
PRINCETON MUNICIPAL AIRPORT	FBO FACILITY	300,000	0	150,000	150,000
REMER MUNICIPAL AIRPORT	MOWER	8,000	0	5,334	2,666
SAUK CENTRE MUNICIPAL AIRPORT	SECURITY FENCING	50,000	0	35,000	15,000
ST. CLOUD REGIONAL AIRPORT	NORTH GA APRON REHABILITATION	1,000,000	950,000	0	50,000
STAPLES MUNICIPAL AIRPORT	ENVIRONMENTAL ASSESSMENT - RUNWAY EXTENSION	100,000	95,000	0	5,000
Summary for Year = 2015 (23 projects)		\$6,177,300	\$5,327,410	\$338,884	\$511,006

AERONAUTICS
ATP: 4
Fiscal Year: 2012

STIP for FY 2012 - 2015

Airport	Description	Total Project Cost	FAA Funding	State Funding	Municipal Funding
ALEXANDRIA MUNICIPAL AIRPORT - CHANDLER FIELD	SRE 1-TON TRUCK WITH PLOW	45,000	0	30,002	14,999
ALEXANDRIA MUNICIPAL AIRPORT - CHANDLER FIELD	FUEL FARM UPDATE	10,000	0	5,000	5,000
APPLETON MUNICIPAL AIRPORT	BITUMINOUS OVERLAY	250,000	0	200,000	50,000
BENSON MUNICIPAL AIRPORT - VETERANS FIELD	4 UNIT T-HANGAR	300,000	285,000	0	15,000
BENSON MUNICIPAL AIRPORT - VETERANS FIELD	SNOW REMOVAL EQUIPMENT	200,000	190,000	0	10,000
BENSON MUNICIPAL AIRPORT - VETERANS FIELD	ARRIVAL/DEPARTURE BUILDING IMPROVEMENTS - ROOF REPAIR	25,000	0	17,500	7,500
BENSON MUNICIPAL AIRPORT - VETERANS FIELD	ENTRANCE ROAD - CRACK SEAL AND SEAL COAT	20,000	0	14,000	6,000
BENSON MUNICIPAL AIRPORT - VETERANS FIELD	SEPTIC SYSTEM IMPROVEMENTS	50,000	0	35,000	15,000
DETROIT LAKES MUNICIPAL AIRPORT - WETHING FIELD	OVERLAY RUNWAY 13/31	315,000	299,250	0	15,750
DETROIT LAKES MUNICIPAL AIRPORT - WETHING FIELD	EXPAND PARKING LOT	10,500	0	7,350	3,150
DETROIT LAKES MUNICIPAL AIRPORT - WETHING FIELD	BAY HANGAR (LOCAL PORTION)	66,000	0	0	66,000
DETROIT LAKES MUNICIPAL AIRPORT - WETHING FIELD	EXTEND RWY 13/31 - LAND	384,072	364,868	0	19,204
DETROIT LAKES MUNICIPAL AIRPORT - WETHING FIELD	BAY HANGAR [HANGAR LOAN]	264,000	0	264,000	0
ELBOW LAKE MUNICIPAL AIRPORT-PRIDE OF THE PRAIRIE	EXPAND AIRCRAFT PARKING APRON	350,000	332,500	0	17,500
FERGUS FALLS MUNICIPAL AIRPORT-EINAR MICKELSON FLD	DESIGN ENGINEERING FOR A MULTI-UNIT T-HANGAR	30,000	28,500	0	1,500
FERGUS FALLS MUNICIPAL AIRPORT-EINAR MICKELSON FLD	MULTI UNIT TEE HANGAR CONSTRUCTION	500,000	475,000	0	25,000
FERGUS FALLS MUNICIPAL AIRPORT-EINAR MICKELSON FLD	HANGAR SITE PREPARATION AND PAVING	300,000	240,000	30,000	30,000
GLENWOOD MUNICIPAL AIRPORT	CRACK REPAIR & SEAL COATING	65,000	61,750	0	3,250
GLENWOOD MUNICIPAL AIRPORT	SRE - LOADER, PLOW, BLOWER, BUCKET, BROOM	380,205	361,195	0	19,010
HAWLEY MUNICIPAL AIRPORT	APRON REHABILITATION (NON FAA ELIGIBLE) HANGAR #1	40,000	0	20,000	20,000
HAWLEY MUNICIPAL AIRPORT	APRON REHABILITATION - HANGAR #1 (FAA ELIGIBLE AREAS)	102,000	96,900	0	5,100
HENNING MUNICIPAL AIRPORT	SNOW REMOVAL EQUIPMENT	15,000	0	12,000	3,000
MAHNOMEN COUNTY AIRPORT	EXPAND APRON S (350' X 200')	250,000	237,500	0	12,500

AERONAUTICS
ATP: 4
Fiscal Year: 2012

STIP for FY 2012 - 2015

Airport	Description	Total Project Cost	FAA Funding	State Funding	Municipal Funding
MAHNOMEN COUNTY AIRPORT	EXPAND APRON - RELOCATE HANGAR #7	20,000	19,000	0	1,000
MORRIS MUNICIPAL AIRPORT - CHARLIE SCHMIDT FIELD	PARALLEL TAXIWAY (RWY14/32) - CONSTRUCT	1,250,000	1,187,500	0	62,500
MORRIS MUNICIPAL AIRPORT - CHARLIE SCHMIDT FIELD	HEATING/WEATHER STRIPPING AND INSULATION FOR HANGAR	55,000	0	27,500	27,500
MORRIS MUNICIPAL AIRPORT - CHARLIE SCHMIDT FIELD	NEW CARPET FOR A/D BUILDING AND PAINT CEILING	3,500	0	2,450	1,050
ORTONVILLE MUNICIPAL AIRPORT - MARTINSON FIELD	CONSTRUCT TAXIWAY (FINISH TAXIWAY TO HANGAR SITES)	150,000	142,500	0	7,500
ORTONVILLE MUNICIPAL AIRPORT - MARTINSON FIELD	RECONSTRUCT ENTRANCE ROAD AND PARKING LOT	150,000	142,500	0	7,500
PELICAN RAPIDS MUNICIPAL AIRPORT - LYON'S FIELD	HANGAR SITE PREP - PRIVATE HANGAR AREA	25,000	0	12,500	12,500
PERHAM MUNICIPAL AIRPORT	SNOW PLOW TRUCK	160,000	0	106,667	53,333
WADENA MUNICIPAL AIRPORT	FARM TRACTOR WITH 12' MOWER	100,000	0	66,670	33,330
WADENA MUNICIPAL AIRPORT	DRAINAGE IMPROVEMENTS - HANGAR AREA	50,000	47,500	0	2,500
WADENA MUNICIPAL AIRPORT	SNOW REMOVAL EQUIPMENT STORAGE BUILDING	300,000	285,000	0	15,000
Summary for Year = 2012 (34 projects)		\$6,235,277	\$4,796,463	\$850,638	\$588,176

AERONAUTICS
ATP: 4
Fiscal Year: 2013

STIP for FY 2012 - 2015

Airport	Description	Total Project Cost	FAA Funding	State Funding	Municipal Funding
ALEXANDRIA MUNICIPAL AIRPORT - CHANDLER FIELD	RE-CLAD TWO 6-UNIT T-HANGARS	150,000	0	75,000	75,000
BENSON MUNICIPAL AIRPORT - VETERANS FIELD	AIRPORT SECURITY FENCING	50,000	47,500	0	2,500
BENSON MUNICIPAL AIRPORT - VETERANS FIELD	NEW A/D BUILDING WITH SRE STORAGE INCLUDED	500,000	475,000	0	25,000
DETROIT LAKES MUNICIPAL AIRPORT - WETHING FIELD	EXTEND PARALLEL TXY 13/31	800,000	760,000	0	40,000
ELBOW LAKE MUNICIPAL AIRPORT-PRIDE OF THE PRAIRIE	CRACK REPAIR AND SEALING	25,000	23,750	0	1,250
FERGUS FALLS MUNICIPAL AIRPORT-EINAR MICKELSON FLD	EXTEND CITY WATER AND SEWER	300,000	0	210,000	90,000
FERGUS FALLS MUNICIPAL AIRPORT-EINAR MICKELSON FLD	UPDATE SEWER SYSTEM	20,000	0	14,000	6,000
GLENWOOD MUNICIPAL AIRPORT	SECURITY CAMERAS	15,000	0	10,500	4,500
HAWLEY MUNICIPAL AIRPORT	MASTER PLAN	90,000	85,500	0	4,500
HENNING MUNICIPAL AIRPORT	MOWER	15,000	0	12,000	3,000
MAHNOMEN COUNTY AIRPORT	A/D BUILDING	150,000	114,000	21,000	15,000
MORRIS MUNICIPAL AIRPORT - CHARLIE SCHMIDT FIELD	ALP UPDATE	120,000	114,000	0	6,000
PELICAN RAPIDS MUNICIPAL AIRPORT - LYON'S FIELD	8 UNIT HANGAR	350,000	0	280,000	70,000
PELICAN RAPIDS MUNICIPAL AIRPORT - LYON'S FIELD	HANGAR SITE PREP (GRADE & PAVE PAD) - TEE HANGAR	130,000	0	65,000	65,000
PERHAM MUNICIPAL AIRPORT	BEACON	40,000	0	32,000	8,000
STARBUCK MUNICIPAL AIRPORT	LARGE MOWER/TRACTOR	25,000	0	20,000	5,000
WADENA MUNICIPAL AIRPORT	REHABILITATE AIRPORT ACCESS ROAD AND CATTLE CROSSING	130,000	123,500	0	6,500
WADENA MUNICIPAL AIRPORT	AVIATION FUEL SYSTEM (JET)	40,000	38,000	0	2,000
WHEATON MUNICIPAL AIRPORT	RUNWAY SEALCOAT	80,000	76,000	0	4,000
Summary for Year = 2013 (19 projects)		\$3,030,000	\$1,857,250	\$739,500	\$433,250

AERONAUTICS
ATP: 4
Fiscal Year: 2014

STIP for FY 2012 - 2015

Airport	Description	Total Project Cost	FAA Funding	State Funding	Municipal Funding
ALEXANDRIA MUNICIPAL AIRPORT - CHANDLER FIELD	MILL AND OVERLAY APRON/TAXIWAY/RUNWAY & 13/31 LIGHTS	750,000	712,500	0	37,500
BENSON MUNICIPAL AIRPORT - VETERANS FIELD	LAND ACQUISITION - SEGMENT OF RWY 32 RPZ	25,000	23,750	0	1,250
DETROIT LAKES MUNICIPAL AIRPORT - WETHING FIELD	RECONSTRUCT RWY 13/31 (4500' X 100')	4,140,000	3,933,000	0	207,000
ELBOW LAKE MUNICIPAL AIRPORT-PRIDE OF THE PRAIRIE	EA - RUNWAY EXTENSION	100,000	95,000	0	5,000
GLENWOOD MUNICIPAL AIRPORT	DRAINAGE PLAN AND GRADING	245,000	232,750	0	12,250
HAWLEY MUNICIPAL AIRPORT	TEE HANGAR SITE PREPARATION & PAVING	269,000	255,550	0	13,450
MOORHEAD MUNICIPAL AIRPORT	AIRPORT PAVEMENT REHABILITATION - MILL AND OVERLAY	750,000	0	525,000	225,000
MORRIS MUNICIPAL AIRPORT - CHARLIE SCHMIDT FIELD	RUNWAY LENGTH JUSTIFICATION STUDY	15,000	14,250	0	750
MORRIS MUNICIPAL AIRPORT - CHARLIE SCHMIDT FIELD	TRUCK, SNOWPLOW, AND SNOWBLOWER	200,000	190,000	0	10,000
ORTONVILLE MUNICIPAL AIRPORT - MARTINSON FIELD	ARRIVAL/DEPARTURE BUILDING	180,000	171,000	0	9,000
PELICAN RAPIDS MUNICIPAL AIRPORT - LYON'S FIELD	SEAL COAT APRON AND TAXILANES	30,000	0	24,000	6,000
PERHAM MUNICIPAL AIRPORT	SITE PREP AND CONCRETE WORK FOR HANGAR	240,000	0	120,000	120,000
STARBUCK MUNICIPAL AIRPORT	FENCING	20,000	0	16,000	4,000
WADENA MUNICIPAL AIRPORT	PAVED RUNWAY EXTENSION	180,000	171,000	0	9,000
WADENA MUNICIPAL AIRPORT	PAVED TAXIWAY EXTENSION	100,000	95,000	0	5,000
WHEATON MUNICIPAL AIRPORT	HANGAR SITE PREP/PRIVATE HANGARS - LEAD-IN TAXIWAYS ONLY ELIGIBLE	100,000	95,000	0	5,000
WHEATON MUNICIPAL AIRPORT	PAVED APRON EXPANSION/REHAB	150,000	142,500	0	7,500
Summary for Year = (17 projects)		\$7,494,000	\$6,131,300	\$685,000	\$677,700

AERONAUTICS
ATP: 4
Fiscal Year: 2015

STIP for FY 2012 - 2015

Airport	Description	Total Project Cost	FAA Funding	State Funding	Municipal Funding
BENSON MUNICIPAL AIRPORT - VETERANS FIELD	JET FUEL FACILITY (SELF FUEL)	50,000	47,500	0	2,500
DETROIT LAKES MUNICIPAL AIRPORT - WETHING FIELD	EXTEND RWY 31 (800' X 100')	4,140,000	3,933,000	0	207,000
FERGUS FALLS MUNICIPAL AIRPORT-EINAR MICKELSON FLD	SEAL RUNWAY 13/31 & PARALLEL TAXIWAY	250,000	237,500	0	12,500
FERGUS FALLS MUNICIPAL AIRPORT-EINAR MICKELSON FLD	AERIAL APPLICATOR SPRAY WASH FACILITY	50,000	0	25,000	25,000
FERGUS FALLS MUNICIPAL AIRPORT-EINAR MICKELSON FLD	EMERGENCY GENERATOR	60,000	0	42,000	18,000
GLENWOOD MUNICIPAL AIRPORT	HANGAR SITE PREPARATION	50,000	47,500	0	2,500
GLENWOOD MUNICIPAL AIRPORT	UPDATE BEACON	30,000	28,500	0	1,500
HAWLEY MUNICIPAL AIRPORT	8-UNIT TEE HANGAR	276,000	262,200	0	13,800
MAHNOMEN COUNTY AIRPORT	6-UNIT T-HANGAR	280,000	266,000	0	14,000
MAHNOMEN COUNTY AIRPORT	NEW TAXILANE	100,000	95,000	0	5,000
MORRIS MUNICIPAL AIRPORT - CHARLIE SCHMIDT FIELD	ENVIRONMENTAL ASSESSMENT - 500' RUNWAY EXTENSION	65,000	61,750	0	3,250
PERHAM MUNICIPAL AIRPORT	T-HANGAR [LOAN]	400,000	0	400,000	0
WHEATON MUNICIPAL AIRPORT	MULTI PLANE STORAGE HANGAR	200,000	0	200,000	0
WHEATON MUNICIPAL AIRPORT	HANGAR SITE DEVELOPMENT	200,000	190,000	0	10,000
Summary for Year = (14 projects)		\$6,151,000	\$5,168,950	\$667,000	\$315,050

AERONAUTICS
ATP: 6
Fiscal Year: 2012

STIP for FY 2012 - 2015

Airport	Description	Total Project Cost	FAA Funding	State Funding	Municipal Funding
ALBERT LEA MUNICIPAL AIRPORT	DESIGN FOR 10 UNIT T-HANGAR	55,000	52,250	0	2,750
ALBERT LEA MUNICIPAL AIRPORT	DESIGN FOR FBO AND ARRIVAL/DEPARTURE BLDG	275,000	261,250	0	13,750
ALBERT LEA MUNICIPAL AIRPORT	SNOW REMOVAL EQUIPMENT- TRUCK AND PLOW	150,000	142,500	0	7,500
ALBERT LEA MUNICIPAL AIRPORT	FUEL PUMP INSTALLATION	10,000	0	5,000	5,000
ALBERT LEA MUNICIPAL AIRPORT	FUEL SYSTEM UPGRADE	15,000	0	7,500	7,500
ALBERT LEA MUNICIPAL AIRPORT	REPLACEMENT FOR JOHN DEERE F-911 INCLUDING MOWER AND BLOWER	32,000	0	21,334	10,666
ALBERT LEA MUNICIPAL AIRPORT	DEMOLISH LARGE WOOD HANGAR (OBSTRUCTION REMOVAL)	31,500	29,925	0	1,575
AUSTIN MUNICIPAL AIRPORT	UPDATE FUEL SYSTEM	30,000	0	15,000	15,000
DODGE CENTER MUNICIPAL AIRPORT	8-UNIT T-HANGAR CONSTRUCTION	400,000	380,000	0	20,000
FARIBAULT MUNICIPAL AIRPORT	TAXILANE DESIGN & CONSTRUCTION FOR PUBLIC T-HANGAR	200,000	0	100,000	100,000
FARIBAULT MUNICIPAL AIRPORT	UPDATE AIRPORT ZONING	40,000	0	28,000	12,000
FARIBAULT MUNICIPAL AIRPORT	HANGAR SITE PREP FOR PUBLIC T-HANGAR & UTILITIES	200,000	0	100,000	100,000
FARIBAULT MUNICIPAL AIRPORT	AIRPORT MASTER PLAN/AIRPORT LAYOUT PLAN	100,000	95,000	0	5,000
FARIBAULT MUNICIPAL AIRPORT	10-UNIT T-HANGAR BUILDING	500,000	0	500,000	0
FARIBAULT MUNICIPAL AIRPORT	COMM TAXILANE DRAIN IMPROVE & PAVEMENT REHAB	100,000	0	50,000	50,000
HOUSTON COUNTY AIRPORT	RUNWAY 13/31 RELOCATION (PHASE I)	1,955,000	1,857,250	0	97,750
OWATONNA DEGNER REGIONAL AIRPORT	PULL BEHIND MOWER	40,000	0	26,667	13,333
OWATONNA DEGNER REGIONAL AIRPORT	UPDATE MASTER PLAN	180,000	171,000	0	9,000
OWATONNA DEGNER REGIONAL AIRPORT	BIFOLD DOOR REPLACEMENT-MAIN HANGAR	85,000	0	42,500	42,500
OWATONNA DEGNER REGIONAL AIRPORT	LOADER/TRACTOR	130,000	0	86,667	43,333
PRESTON - FILLMORE COUNTY AIRPORT	T-HANGAR TAXILANES	69,900	66,405	0	3,495
PRESTON - FILLMORE COUNTY AIRPORT	SRE BLOWER ATTACHMENT	80,000	76,000	0	4,000
PRESTON - FILLMORE COUNTY AIRPORT	T-HANGAR SITE PREPARATION	76,900	73,055	0	3,845
RED WING REGIONAL AIRPORT	ELECTRICAL MAINTENANCE PICKUP AND BLADE	30,000	0	20,100	9,900

AERONAUTICS
ATP: 6
Fiscal Year: 2012

STIP for FY 2012 - 2015

Airport	Description	Total Project Cost	FAA Funding	State Funding	Municipal Funding
RED WING REGIONAL AIRPORT	FBO HANGAR SITE PREPARATION & CONSTRUCTION	1,100,000	0	550,000	550,000
ROCHESTER INTERNATIONAL AIRPORT	SRE EQUIPMENT W/AIRFIELD BRAKING EQUIPMENT	60,000	0	40,200	19,800
ROCHESTER INTERNATIONAL AIRPORT	CAT II ILS - RUNWAY 13/31 & GPS SYSTEM	850,000	0	850,000	0
ROCHESTER INTERNATIONAL AIRPORT	TERMINAL BUILDING EXTERIOR REHAB	170,000	0	119,000	51,000
ROCHESTER INTERNATIONAL AIRPORT	HVAC UPGRADES - HANGARS A & B W/ROOF REPLACEMENT ON HANGAR A	280,000	0	112,000	168,000
ROCHESTER INTERNATIONAL AIRPORT	NEW AIRFIELD MOWER & MOWER MOD #57	150,000	0	100,500	49,500
ROCHESTER INTERNATIONAL AIRPORT	SRE - SANDING/CHEMICAL TRUCK	200,000	0	134,000	66,000
RUSHFORD MUNICIPAL AIRPORT	RELOCATE AND UPGRADE FUEL SYSTEM	50,000	47,500	0	2,500
RUSHFORD MUNICIPAL AIRPORT	RUNWAY LENGTH JUSTIFICATION & FEASIBILITY ANALYSIS	40,000	38,000	0	2,000
RUSHFORD MUNICIPAL AIRPORT	AUTOMATED WEATHER OBSERVATION SYSTEM (AWOS)	100,000	0	100,000	0
RUSHFORD MUNICIPAL AIRPORT	PAVEMENT PATCHING & NEW DOOR SEALS	10,000	0	5,000	5,000
RUSHFORD MUNICIPAL AIRPORT	TRACTOR/MOWER	65,000	0	43,336	21,665
WINONA MUNICIPAL AIRPORT - MAX CONRAD FIELD	RUNWAY AND TAXIWAY CONSTRUCTION PHASE I	2,950,000	2,802,500	0	147,500
Summary for Year = (37 projects)		\$10,810,300	\$6,092,635	\$3,056,803	\$1,660,862

AERONAUTICS
ATP: 6
Fiscal Year: 2013

STIP for FY 2012 - 2015

Airport	Description	Total Project Cost	FAA Funding	State Funding	Municipal Funding
ALBERT LEA MUNICIPAL AIRPORT	CONSTRUCT 10-UNIT T-HANGAR	750,000	0	750,000	0
ALBERT LEA MUNICIPAL AIRPORT	LANDSIDE PARKING EXPANSION	100,000	0	70,000	30,000
ALBERT LEA MUNICIPAL AIRPORT	CONSTRUCT ARRIVAL/DEPARTURE BUILDING	995,000	0	696,500	298,500
ALBERT LEA MUNICIPAL AIRPORT	INSTALLATION OF BIFOLD DOOR ON MAINTENANCE BUILDING AND HEAT	60,000	57,000	0	3,000
ALBERT LEA MUNICIPAL AIRPORT	FEE SIMPLE LAND PURCHASE - ULLAND PIT	70,035	66,533	0	3,502
ALBERT LEA MUNICIPAL AIRPORT	CONSTRUCT FIXED-BASE OPERATOR HANGAR	1,200,000	0	600,000	600,000
DODGE CENTER MUNICIPAL AIRPORT	PARALLEL TAXIWAY ENVIRONMENTAL {16/34}	50,000	47,500	0	2,500
FARIBAULT MUNICIPAL AIRPORT	PAY BACK DODGE CENTER ENTITLEMENTS	126,200	126,200	0	0
FARIBAULT MUNICIPAL AIRPORT	ARRIVAL/DEPARTURE BUILDING IMPROVEMENTS	135,000	0	94,500	40,500
HOUSTON COUNTY AIRPORT	RUNWAY 13/31 RELOCATION (PHASE II)	1,800,000	1,710,000	0	90,000
HOUSTON COUNTY AIRPORT	SITE PREPARATION FOR HANGARS	87,500	83,125	0	4,375
OWATONNA DEGNER REGIONAL AIRPORT	LAND ACQUISITION-WEST BUILDING AREA	500,000	475,000	0	25,000
OWATONNA DEGNER REGIONAL AIRPORT	10-UNIT T-HANGAR	350,000	0	350,000	0
OWATONNA DEGNER REGIONAL AIRPORT	MAINTENANCE BUILDING EXTENSION	100,000	0	70,000	30,000
OWATONNA DEGNER REGIONAL AIRPORT	T-HANGAR SITE PREPARATION	130,000	0	130,000	0
PRESTON - FILLMORE COUNTY AIRPORT	FUEL SYSTEM CARD READER	18,000	17,100	0	900
PRESTON - FILLMORE COUNTY AIRPORT	FUEL SYSTEM	60,000	57,000	0	3,000
RED WING REGIONAL AIRPORT	RUNWAY/TAXIWAY CRACK SEALING	10,000	9,500	0	500
RED WING REGIONAL AIRPORT	48"-50" MOWER	24,000	0	16,080	7,920
RED WING REGIONAL AIRPORT	DEICING EQUIPMENT	30,000	0	21,000	9,000
RED WING REGIONAL AIRPORT	LED LIGHTING UPGRADE	50,000	0	35,000	15,000
RED WING REGIONAL AIRPORT	SNOW BLOWER ATTACH TO LOADER	80,000	0	53,600	26,400
ROCHESTER INTERNATIONAL AIRPORT	BITUMINOUS SHOULDERS W/RUNWAY END BLAST PADS - RUNWAY 13/31	2,724,000	2,587,800	0	136,200
ROCHESTER INTERNATIONAL AIRPORT	PASSENGER LOADING BRIDGE W/GPU, AIR	700,000	0	490,000	210,000
ROCHESTER INTERNATIONAL AIRPORT	SRE EQUIPMENT - HIGH SPEED BROOM	650,000	0	435,500	214,500
ROCHESTER INTERNATIONAL AIRPORT	T-HANGAR #6 10-UNIT BUILDING	375,000	0	375,000	0

AERONAUTICS
ATP: 6
Fiscal Year: 2013

STIP for FY 2012 - 2015

Airport	Description	Total Project Cost	FAA Funding	State Funding	Municipal Funding
ROCHESTER INTERNATIONAL AIRPORT	T-HANGAR #6 SITE DEVELOPMENT	175,000	0	87,500	87,500
RUSHFORD MUNICIPAL AIRPORT	FIXED-BASE OPERATOR (FBO) MAINTENANCE BUILDING	285,000	0	142,500	142,500
RUSHFORD MUNICIPAL AIRPORT	ENVIRONMENTAL ASSESSMENT (EA)	150,000	142,500	0	7,500
WINONA MUNICIPAL AIRPORT - MAX CONRAD FIELD	RUNWAY AND TAXIWAY CONSTRUCTION PHASE II	3,250,000	3,087,500	0	162,500
Summary for Year = 2013 (30 projects)		\$15,034,735	\$8,466,758	\$4,417,180	\$2,150,797

AERONAUTICS
ATP: 6
Fiscal Year: 2014

STIP for FY 2012 - 2015

Airport	Description	Total Project Cost	FAA Funding	State Funding	Municipal Funding
ALBERT LEA MUNICIPAL AIRPORT	RELOCATE GENERAL AVIATION {GA} HANGARS	100,000	95,000	0	5,000
AUSTIN MUNICIPAL AIRPORT	OBSTRUCTION REMOVAL	25,000	0	17,500	7,500
DODGE CENTER MUNICIPAL AIRPORT	PARALLEL TAXIWAY DESIGN {16/34}	120,000	114,000	0	6,000
FARIBAULT MUNICIPAL AIRPORT	PAST LAND PURCHASE (S.P. 6601-27)	264,000	250,800	0	13,200
FARIBAULT MUNICIPAL AIRPORT	PERIMETER SECURITY FENCING	324,000	307,800	0	16,200
OWATONNA DEGNER REGIONAL AIRPORT	AIRCRAFT PARKING RAMP-WEST BUILDING AREA	600,000	570,000	0	30,000
OWATONNA DEGNER REGIONAL AIRPORT	AIRPORT PERIMETER FENCE	1,500,000	1,425,000	0	75,000
OWATONNA DEGNER REGIONAL AIRPORT	EA - RNWY 30-12 EXT	400,000	380,000	0	20,000
OWATONNA DEGNER REGIONAL AIRPORT	RIDING MOWER	60,000	0	40,000	20,000
PRESTON - FILLMORE COUNTY AIRPORT	4-UNIT T-HANGAR	100,000	95,000	0	5,000
RED WING REGIONAL AIRPORT	TAXILANE REPAIR	220,000	209,000	0	11,000
RED WING REGIONAL AIRPORT	RECONSTRUCTION OF REMAINING GA APRON & TAXIWAY	250,000	237,500	0	12,500
RED WING REGIONAL AIRPORT	LAND ACQUISITION-NOISE ABATEMENT	170,000	161,500	0	8,500
ROCHESTER INTERNATIONAL AIRPORT	EARTHWORK/GRADING/UTILITIES - MIDFIELD TERMINAL	9,425,000	8,953,750	0	471,250
ROCHESTER INTERNATIONAL AIRPORT	TAXIWAY A WIDENING W/BITUMINOUS SHOULDERS	5,286,000	5,021,700	0	264,300
ROCHESTER INTERNATIONAL AIRPORT	FUEL FARM UPGRADES - 40K AST W/CATWALKS	185,000	0	92,500	92,500
ROCHESTER INTERNATIONAL AIRPORT	INDUSTRIAL PARK ROAD EXTENSION	700,000	0	350,000	350,000
ROCHESTER INTERNATIONAL AIRPORT	LAND ACQUISITION - MIDFIELD TERMINAL	500,000	0	350,000	150,000
ROCHESTER INTERNATIONAL AIRPORT	SRE EQUIPMENT - SNOW BLOWER	750,000	0	502,500	247,500
ROCHESTER INTERNATIONAL AIRPORT	AIRFIELD PERIMETER ROAD	1,400,000	1,330,000	0	70,000
RUSHFORD MUNICIPAL AIRPORT	FENCING	350,000	332,500	0	17,500
RUSHFORD MUNICIPAL AIRPORT	LAND PURCHASES	350,000	332,500	0	17,500
WINONA MUNICIPAL AIRPORT - MAX CONRAD FIELD	RUNWAY AND TAXIWAY CONSTRUCTION PHASE III {ELEC/INC NEW SHELTER}	1,800,000	1,710,000	0	90,000
Summary for Year = (23 projects)		\$24,879,000	\$21,526,050	\$1,352,500	\$2,000,450

AERONAUTICS
ATP: 6
Fiscal Year: 2015

STIP for FY 2012 - 2015

Airport	Description	Total Project Cost	FAA Funding	State Funding	Municipal Funding
ALBERT LEA MUNICIPAL AIRPORT	PRECISION APPROACH PREP (ENVIRONMENTAL ASSESSMENT, LAND)	210,000	199,500	0	10,500
DODGE CENTER MUNICIPAL AIRPORT	PARALLEL TAXIWAY GRADING {16/34}	600,000	570,000	0	30,000
FARIBAULT MUNICIPAL AIRPORT	TAXILANE IMPROVEMENTS (REHAB)	350,000	332,500	0	17,500
FARIBAULT MUNICIPAL AIRPORT	TAXILANE DESIGN & CONSTRUCTION	200,000	0	100,000	100,000
OWATONNA DEGNER REGIONAL AIRPORT	CITY SEWER AND WATER EXTENSION-WEST BUILDING AREA	150,000	142,500	0	7,500
OWATONNA DEGNER REGIONAL AIRPORT	T-HANGAR SITE PREP	130,000	123,500	0	6,500
OWATONNA DEGNER REGIONAL AIRPORT	10-UNIT T-HANGAR	350,000	0	350,000	0
OWATONNA DEGNER REGIONAL AIRPORT	ONE-TON UTILITY TRUCK	80,000	0	53,333	26,667
PRESTON - FILLMORE COUNTY AIRPORT	EA FOR CROSSWIND	60,000	57,000	0	3,000
PRESTON - FILLMORE COUNTY AIRPORT	SRE MAINTENANCE BUILDING	90,000	85,500	0	4,500
RED WING REGIONAL AIRPORT	BLAST PADS	160,000	152,000	0	8,000
RED WING REGIONAL AIRPORT	SECURITY PROJECTS - FENCING	580,000	551,000	0	29,000
RUSHFORD MUNICIPAL AIRPORT	EXPAND APRON	950,000	902,500	0	47,500
RUSHFORD MUNICIPAL AIRPORT	EXTEND RUNWAY 16/34 NORTH 700 FEET	525,000	498,750	0	26,250
RUSHFORD MUNICIPAL AIRPORT	EXTEND RUNWAY 16/34 SOUTH 300 FEET, WIDEN TO 75 FEET	950,000	902,500	0	47,500
WINONA MUNICIPAL AIRPORT - MAX CONRAD FIELD	PAVEMENT MAINTENANCE	165,000	156,750	0	8,250
Summary for Year = (16 projects)		\$5,550,000	\$4,674,000	\$503,333	\$372,667

AERONAUTICS
ATP: 7
Fiscal Year: 2012

STIP for FY 2012 - 2015

Airport	Description	Total Project Cost	FAA Funding	State Funding	Municipal Funding
BLUE EARTH MUNICIPAL AIRPORT	RUNWAY LENGTH JUSTIFICATION/UPDATE EA FOR 4,600 FT	50,000	47,500	0	2,500
FAIRMONT MUNICIPAL AIRPORT	PAST LAND PURCHASE (4601-31)	93,300	88,635	0	4,665
FAIRMONT MUNICIPAL AIRPORT	HANGAR AREA BIT REPAIR (INSIDE HANGAR BLDG)	30,000	0	15,000	15,000
FAIRMONT MUNICIPAL AIRPORT	HANGAR DOOR REPAIR	35,000	0	17,500	17,500
FAIRMONT MUNICIPAL AIRPORT	MAINTENANCE UTILITY TRUCK	25,000	0	16,750	8,250
JACKSON MUNICIPAL AIRPORT	AIRPORT ENTRANCE SIGNAGE	8,500	0	5,950	2,550
JACKSON MUNICIPAL AIRPORT	FUEL SYSTEM IMPROVEMENTS (TANK MONITORING SYSTEM)	50,000	0	25,000	25,000
LE SUEUR MUNICIPAL AIRPORT	ACQ LAND FOR PRIM SURF, RWY 13 OBSTRUCT REM, PARA TXWY, A/P ACC RD	260,000	247,000	0	13,000
LE SUEUR MUNICIPAL AIRPORT	RUNWAY 13 OBSTRUCTION REMOVAL	110,000	104,500	0	5,500
LE SUEUR MUNICIPAL AIRPORT	ACQUIRE AIRPORT TRACTOR/MOWER ATTACHMENT	35,000	0	23,450	11,550
LIVERNE MUNICIPAL AIRPORT - QUENTIN AANENSON FIELD	WATER/SEWER EXTENSION TO AIRPORT	300,000	285,000	0	15,000
MANKATO REGIONAL AIRPORT - SOHLER FIELD	RESURFACE AIRPLANE HOLDING AREA & TAXIWAYS LEADING TO HANGARS	340,000	0	238,000	102,000
MANKATO REGIONAL AIRPORT - SOHLER FIELD	REPLACE ROOF - TERMINAL	245,000	0	171,500	73,500
MANKATO REGIONAL AIRPORT - SOHLER FIELD	REPAIR EXISTING T-HANGAR	100,000	0	50,000	50,000
MANKATO REGIONAL AIRPORT - SOHLER FIELD	MASTER PLAN UPDATE	200,000	0	140,000	60,000
MANKATO REGIONAL AIRPORT - SOHLER FIELD	AIRPORT MANAGERS TRUCK W/PLOW	40,000	0	26,668	13,332
MANKATO REGIONAL AIRPORT - SOHLER FIELD	SNOW BLOWER & SNOW PUSHER	20,000	19,000	0	1,000
MANKATO REGIONAL AIRPORT - SOHLER FIELD	BLOWER	133,000	126,350	0	6,650
MANKATO REGIONAL AIRPORT - SOHLER FIELD	RWY 15/33 CRACK REPAIR & APRON JOINT REPAIR	840,000	798,000	0	42,000
NEW ULM MUNICIPAL AIRPORT	UTILITY TRUCK	130,000	0	86,667	43,333
NEW ULM MUNICIPAL AIRPORT	PAST LAND PURCHASE	100,000	95,000	0	5,000
NEW ULM MUNICIPAL AIRPORT	MOWER ATTACHMENT	30,000	0	20,001	9,999
NEW ULM MUNICIPAL AIRPORT	SNOW BLOWER	21,000	0	14,001	6,999

AERONAUTICS
ATP: 7
Fiscal Year: 2012

STIP for FY 2012 - 2015

Airport	Description	Total Project Cost	FAA Funding	State Funding	Municipal Funding
SPRINGFIELD MUNICIPAL AIRPORT	DESIGN TAXIWAY	150,000	142,500	0	7,500
ST. JAMES MUNICIPAL AIRPORT	PROPERTY ACQUISITION FOR RUNWAY AND TAXIWAY EXTENSION (24 AC)	170,000	161,500	0	8,500
ST. JAMES MUNICIPAL AIRPORT	T-HANGAR FLOOR REPLACEMENT	65,000	0	32,500	32,500
ST. JAMES MUNICIPAL AIRPORT	TRACKLESS MOWER	174,000	0	116,580	57,420
ST. JAMES MUNICIPAL AIRPORT	UPDATE AIRPORT ZONING ORDINANCE	50,000	0	35,000	15,000
ST. JAMES MUNICIPAL AIRPORT	VHF TRANSMITTER	30,000	0	21,000	9,000
WASECA MUNICIPAL AIRPORT	80-FT X 80-FT HANGAR CONSTRUCTION	600,000	570,000	0	30,000
WELLS MUNICIPAL AIRPORT	TRACTOR/LOADER WITH MOWER ATTACHMENT	50,000	0	33,500	16,500
WORTHINGTON MUNICIPAL AIRPORT	HANGAR BUILDING	427,036	0	427,036	0
WORTHINGTON MUNICIPAL AIRPORT	SITE PREPARATION	221,214	0	110,607	110,607
WORTHINGTON MUNICIPAL AIRPORT	FUEL TANK & DISPENSER IMPROVEMENTS	198,214	0	99,107	99,107
WORTHINGTON MUNICIPAL AIRPORT	CHEMICAL LOADING PAD & STORAGE BUILDING	130,000	0	65,000	65,000
WORTHINGTON MUNICIPAL AIRPORT	AIRPORT SIGN	18,000	0	12,600	5,400
Summary for Year = (36 projects)		\$5,479,264	\$2,684,985	\$1,803,416	\$990,863

AERONAUTICS
ATP: 7
Fiscal Year: 2013

STIP for FY 2012 - 2015

Airport	Description	Total Project Cost	FAA Funding	State Funding	Municipal Funding
BLUE EARTH MUNICIPAL AIRPORT	FIXED-BASE OPERATOR (FBO) HANGAR PEDESTRIAN WALKWAY	40,000	0	20,000	20,000
BLUE EARTH MUNICIPAL AIRPORT	ACQUIRE LAND FOR 4.600 FT	320,000	304,000	0	16,000
FAIRMONT MUNICIPAL AIRPORT	REPLACE AIRFIELD LIGHTING (HIRL, VASI, REIL, BEACON)	721,000	684,950	0	36,050
FAIRMONT MUNICIPAL AIRPORT	RUNWAY 13/31, TXWY, APRON PAVEMENT REHAB	2,700,000	2,565,000	0	135,000
FAIRMONT MUNICIPAL AIRPORT	HANGAR LIGHT IMPROVEMENTS	75,000	0	37,500	37,500
FAIRMONT MUNICIPAL AIRPORT	PARTITIONS IN EXISTING T-HANGARS	40,000	0	20,000	20,000
JACKSON MUNICIPAL AIRPORT	REHAB & CONSTRUCT TERMINAL AREA FENCING, CONTROLLED ACCESS GATES	159,000	151,050	0	7,950
LE SUEUR MUNICIPAL AIRPORT	CONSTRUCT AIRPORT ACCESS ROAD, TAXILANE ACCESS ROAD	250,000	237,500	0	12,500
MANKATO REGIONAL AIRPORT - SOHLER FIELD	12-UNIT T-HANGAR	450,000	0	450,000	0
MANKATO REGIONAL AIRPORT - SOHLER FIELD	12-UNIT T-HANGAR SITE PREP	100,000	0	50,000	50,000
NEW ULM MUNICIPAL AIRPORT	PRE/FINAL DESIGN RUNWAY 4/22	350,000	332,500	0	17,500
NEW ULM MUNICIPAL AIRPORT	LAND ACQUISITION - RUNWAY 4/22	720,000	684,000	0	36,000
SPRINGFIELD MUNICIPAL AIRPORT	MOWER TRACTOR	50,000	47,500	0	2,500
SPRINGFIELD MUNICIPAL AIRPORT	TAXIWAY CONSTRUCTION PHASE I	525,000	498,750	0	26,250
ST. JAMES MUNICIPAL AIRPORT	RUNWAY AND TAXIWAY EXTENSION - DESIGN	250,000	237,500	0	12,500
WASECA MUNICIPAL AIRPORT	APRON RECLAMATION	190,000	180,500	0	9,500
WASECA MUNICIPAL AIRPORT	PAVED TAXILANE EXTENSION	50,000	47,500	0	2,500
WASECA MUNICIPAL AIRPORT	SNOW REMOVAL EQUIPMENT	160,000	152,000	0	8,000
WASECA MUNICIPAL AIRPORT	SNOW REMOVAL EQUIPMENT BUILDING	200,000	190,000	0	10,000
WELLS MUNICIPAL AIRPORT	HANGAR SITE PREPARATION	59,000	0	29,500	29,500
WELLS MUNICIPAL AIRPORT	HANGAR SITE TAXILANES	81,000	0	40,500	40,500
WORTHINGTON MUNICIPAL AIRPORT	TAXIWAY C EXTENSION	1,117,750	1,061,863	0	55,888
Summary for Year = 2013 (22 projects)		\$8,607,750	\$7,374,613	\$647,500	\$585,638

AERONAUTICS
ATP: 7
Fiscal Year: 2014

STIP for FY 2012 - 2015

Airport	Description	Total Project Cost	FAA Funding	State Funding	Municipal Funding
BLUE EARTH MUNICIPAL AIRPORT	CONSTRUCT RUNWAY 16/34 EXTENSION, PARALLEL TAXIWAY FOR 4,600 FT	1,667,000	1,583,650	0	83,350
BLUE EARTH MUNICIPAL AIRPORT	CONSTRUCT TERMINAL AREA FENCING, CONTROLLED ACCESS GATES	235,000	223,250	0	11,750
BLUE EARTH MUNICIPAL AIRPORT	AGRICULTURAL SPRAYING FACILITY BUILDING	100,000	0	50,000	50,000
FAIRMONT MUNICIPAL AIRPORT	FIXED-BASE OPERATOR (FBO) HANGAR EXPANSION	103,000	0	51,500	51,500
FAIRMONT MUNICIPAL AIRPORT	SEWAGE SYSTEM UPGRADES	87,000	0	60,900	26,100
LE SUEUR MUNICIPAL AIRPORT	REHAB RUNWAY 13/31 PAVEMENT (SURFACE TREATMENT)	110,000	104,500	0	5,500
LUVERNE MUNICIPAL AIRPORT - QUENTIN AANENSON FIELD	HANGAR AREA TAXIWAY	150,000	142,500	0	7,500
LUVERNE MUNICIPAL AIRPORT - QUENTIN AANENSON FIELD	HANGAR SITE PREP	150,000	0	75,000	75,000
LUVERNE MUNICIPAL AIRPORT - QUENTIN AANENSON FIELD	NEW HANGAR	175,000	0	175,000	0
MANKATO REGIONAL AIRPORT - SOHLER FIELD	(INT) PASSENGER SECURITY INSTALLATION	600,000	0	420,000	180,000
MANKATO REGIONAL AIRPORT - SOHLER FIELD	PUBLIC PARKING	482,000	0	337,400	144,600
NEW ULM MUNICIPAL AIRPORT	ENGINEERING SERVICES	350,000	332,500	0	17,500
NEW ULM MUNICIPAL AIRPORT	RECONNECT RUNWAY 15/33 PARALLEL TAXIWAY	980,000	931,000	0	49,000
NEW ULM MUNICIPAL AIRPORT	CONSTRUCT/RELOCATE RUNWAY 4/22	3,000,000	2,850,000	0	150,000
SLEEPY EYE MUNICIPAL AIRPORT	MAINTENANCE STORAGE BUILDING (40' X 50') & SITE IMPROVEMENTS	175,000	0	140,000	35,000
SPRINGFIELD MUNICIPAL AIRPORT	NEW LOADER (SNOW REMOVAL)	120,000	114,000	0	6,000
SPRINGFIELD MUNICIPAL AIRPORT	TAXIWAY CONSTRUCTION PHASE II	743,500	706,325	0	37,175
ST. JAMES MUNICIPAL AIRPORT	RUNWAY AND TAXIWAY EXTENSION - CONSTRUCTION	1,500,000	1,425,000	0	75,000
ST. JAMES MUNICIPAL AIRPORT	SNOW REMOVAL EQUIPMENT	300,000	285,000	0	15,000
WASECA MUNICIPAL AIRPORT	RNWX LENGTH JUSTIFICATION STUDY/ENVIRONMENTAL ASSESSMEN	75,000	71,250	0	3,750
WELLS MUNICIPAL AIRPORT	AIRPORT SIGNAGE	5,000	0	4,000	1,000
WELLS MUNICIPAL AIRPORT	INSTALL LIRL	163,000	0	130,400	32,600

AERONAUTICS
ATP: 7
Fiscal Year: 2014

STIP for FY 2012 - 2015

Airport	Description	Total Project Cost	FAA Funding	State Funding	Municipal Funding
Summary for Year = (22 projects)		\$11,270,500	\$8,768,975	\$1,444,200	\$1,057,325

AERONAUTICS
ATP: 7
Fiscal Year: 2015

STIP for FY 2012 - 2015

Airport	Description	Total Project Cost	FAA Funding	State Funding	Municipal Funding
BLUE EARTH MUNICIPAL AIRPORT	ARRIVAL/DEPARTURE BUILDING EXPANSION	105,000	0	73,500	31,500
FAIRMONT MUNICIPAL AIRPORT	RUNWAY 2/20 PAVEMENT CRACK REPAIR & SLURRY SEAL	103,000	97,850	0	5,150
FAIRMONT MUNICIPAL AIRPORT	PRIVATE HANGAR SITE TAXILANE & SITE PREPARATION	109,000	103,550	0	5,450
JACKSON MUNICIPAL AIRPORT	EA FOR RWY 14-32, RWY LENGTH JUSTIFICATION STUDY	110,000	104,500	0	5,500
LE SUEUR MUNICIPAL AIRPORT	CONSTRUCT PARA TAXIWAY FOR RUNWAY 13/31	620,000	589,000	0	31,000
LUVERNE MUNICIPAL AIRPORT - QUENTIN AANENSON FIELD	ARRIVAL DEPARTURE BUILDING	150,000	142,500	0	7,500
LUVERNE MUNICIPAL AIRPORT - QUENTIN AANENSON FIELD	AUTO PARKING EXPANSION/ENTRANCE SECURITY	150,000	142,500	0	7,500
MANKATO REGIONAL AIRPORT - SOHLER FIELD	BUILDING ENTRANCE CANOPIES	240,000	228,000	0	12,000
NEW ULM MUNICIPAL AIRPORT	HANGAR/STORAGE FACILITY	800,000	0	400,000	400,000
NEW ULM MUNICIPAL AIRPORT	T-HANGAR SITE DEV AREA	200,000	0	100,000	100,000
SPRINGFIELD MUNICIPAL AIRPORT	PAVEMENT MAINTENANCE	88,500	84,075	0	4,425
SPRINGFIELD MUNICIPAL AIRPORT	TAXIWAY CONSTRUCTION PHASE III (ELEC/INC NEW SHELTER)	165,000	156,750	0	8,250
ST. JAMES MUNICIPAL AIRPORT	FIXED-BASE OPERATOR HANGAR	300,000	0	150,000	150,000
WASECA MUNICIPAL AIRPORT	RUNWAY EXTENSION	1,500,000	1,425,000	0	75,000
WELLS MUNICIPAL AIRPORT	APRON EXPANSION & TIE-DOWNS	212,000	0	169,600	42,400
Summary for Year = 2015 (15 projects)		\$4,852,500	\$3,073,725	\$893,100	\$885,675

AERONAUTICS
ATP: 8
Fiscal Year: 2012

STIP for FY 2012 - 2015

Airport	Description	Total Project Cost	FAA Funding	State Funding	Municipal Funding
GLENCOE MUNICIPAL AIRPORT - VERNON PERSCHAU FIELD	RUNWAY EXTENSION EA PHASE II (ANALYSIS & REPORT)	100,000	95,000	0	5,000
GLENCOE MUNICIPAL AIRPORT - VERNON PERSCHAU FIELD	FBO AIRCRAFT MAINTENANCE HANGAR (80 X 100)	325,000	0	162,500	162,500
GLENCOE MUNICIPAL AIRPORT - VERNON PERSCHAU FIELD	REPLACE EXISTING 6-UNIT T-HANGAR	180,000	0	180,000	0
GLENCOE MUNICIPAL AIRPORT - VERNON PERSCHAU FIELD	SITE PREP-FBO FACILITY & GRADE AREA FOR PRIVATE HANGARS	350,000	0	175,000	175,000
GLENCOE MUNICIPAL AIRPORT - VERNON PERSCHAU FIELD	LAND ACQUISITION (FOR RUNWAY EXT)	160,000	152,000	0	8,000
GRANITE FALLS MUNI-LENZEN-ROE MEMORIAL FLD	WELL UPGRADE & STUDY	35,000	0	28,000	7,000
HUTCHINSON MUNICIPAL AIRPORT - BUTLER FIELD	NATURAL GAS SERVICE CONNECTION	10,000	0	7,000	3,000
HUTCHINSON MUNICIPAL AIRPORT - BUTLER FIELD	SLURRY SEAL - RUNWAY/TAXIWAY	150,000	142,500	0	7,500
LAC QUI PARLE COUNTY AIRPORT - BUD FRYE FIELD	ENVIRONMENTAL ASSESSMENT FOR PARALLEL TAXIWAY	50,000	47,500	0	2,500
LITCHFIELD MUNICIPAL AIRPORT	ACQUIRE SRE - BLOWER ATTACHMENT	120,000	114,000	0	6,000
LITCHFIELD MUNICIPAL AIRPORT	AIRPORT PAVEMENT PATCHING AND CRACK REPAIR	350,000	332,500	0	17,500
LITCHFIELD MUNICIPAL AIRPORT	ACQUIRE SRE (CARRIER VEHICLE AND PLOW ATTACHMENT)	214,000	203,300	0	10,700
MONTEVIDEO-CHIPPEWA COUNTY AIRPORT	RUNWAY 14/32 RECONSTRUCTION	1,800,000	1,710,000	0	90,000
MONTEVIDEO-CHIPPEWA COUNTY AIRPORT	CARD READER FOR AV-GAS FUEL SYSTEM	15,000	0	7,500	7,500
OLIVIA REGIONAL AIRPORT	FBO HANGAR/TAXILANE	366,000	0	183,000	183,000
OLIVIA REGIONAL AIRPORT	ARRIVAL/DEPARTURE BUILDING REPAIRS	25,000	0	20,000	5,000
PIPESTONE MUNICIPAL AIRPORT	8-UNIT T-HANGAR	400,000	380,000	0	20,000
REDWOOD FALLS MUNICIPAL AIRPORT	AIRPORT LAYOUT PLAN (ALP) UPDATE AND EXHIBIT A	33,000	31,350	0	1,650
REDWOOD FALLS MUNICIPAL AIRPORT	T-HANGAR DOOR REPLACEMENTS	40,000	0	20,000	20,000
SOUTHWEST MINNESOTA REGIONAL-MARSHALL/RYAN FIELD	DESIGN OF SITE DEVELOPMENT OF EAST BUILDING AREA	200,000	0	140,000	60,000
SOUTHWEST MINNESOTA REGIONAL-MARSHALL/RYAN FIELD	FRONT END MOWER (6 FOOT)	20,000	0	13,333	6,667

AERONAUTICS
ATP: 8
Fiscal Year: 2012

STIP for FY 2012 - 2015

Airport	Description	Total Project Cost	FAA Funding	State Funding	Municipal Funding
SOUTHWEST MINNESOTA REGIONAL-MARSHALL/RYAN FIELD	CRACK REPAIR AND SEALING AND PAINTING	75,000	0	52,500	22,500
SOUTHWEST MINNESOTA REGIONAL-MARSHALL/RYAN FIELD	ACQUISITION OF PROPERTY AND RELOCATION - GAS FACILITY - APPROACH PROTECTION	116,000	110,200	0	5,800
SOUTHWEST MINNESOTA REGIONAL-MARSHALL/RYAN FIELD	ACQUISITION OF PROPERTY - HELENA CHEMICAL - APPROACH PROTECTION	575,000	546,250	0	28,750
SOUTHWEST MINNESOTA REGIONAL-MARSHALL/RYAN FIELD	ACQUISITION OF PROPERTY - BUD ROSE FLOWERS - APPROACH PROTECTION	257,000	244,150	0	12,850
SOUTHWEST MINNESOTA REGIONAL-MARSHALL/RYAN FIELD	ROADWAY, WATER, SEWER, STORM SEWER AND RELATED ITEMS FOR ACCESS ROAD TO SOUTH-EAST DEVELOPMENT AREA	1,255,000	0	878,500	376,500
TRACY MUNICIPAL AIRPORT	PAVE ENTRANCE ROAD	60,000	57,000	0	3,000
TRACY MUNICIPAL AIRPORT	PAVE PARKING LOT	40,000	38,000	0	2,000
TRACY MUNICIPAL AIRPORT	TAXILANE PAVING	120,000	114,000	0	6,000
TRACY MUNICIPAL AIRPORT	FUEL SYSTEM CREDIT CARD READER	15,000	0	7,500	7,500
WILLMAR MUNICIPAL AIRPORT - JOHN L. RICE FIELD	PHASE 1 - MAIN APRON EXTENSION	300,000	285,000	0	15,000
WILLMAR MUNICIPAL AIRPORT - JOHN L. RICE FIELD	TERMINAL BUILDING IRRIGATION SYSTEM	60,000	0	42,000	18,000
WILLMAR MUNICIPAL AIRPORT - JOHN L. RICE FIELD	CRACK REPAIR AND SEALING	30,000	0	21,000	9,000
WILLMAR MUNICIPAL AIRPORT - JOHN L. RICE FIELD	AIRFIELD BACK-UP GENERATOR	70,000	66,500	0	3,500
WILLMAR MUNICIPAL AIRPORT - JOHN L. RICE FIELD	EXTEND SEWER LINE TO AIRPORT	385,000	365,750	0	19,250
WILLMAR MUNICIPAL AIRPORT - JOHN L. RICE FIELD	PERIMETER FENCING - PHASE 1	650,000	617,500	0	32,500
WINDOM MUNICIPAL AIRPORT	FIBER OPTIC LINE	30,000	0	21,000	9,000
WINDOM MUNICIPAL AIRPORT	HANGAR SITE PREP	100,000	0	50,000	50,000
WINDOM MUNICIPAL AIRPORT	HANGAR STRUCTURE	250,000	0	250,000	0
WINDOM MUNICIPAL AIRPORT	REPAIR HANGAR	120,000	0	60,000	60,000
WINSTED MUNICIPAL AIRPORT	UPDATE AIRPORT ZONING ORDINANCE	43,000	0	30,100	12,900
Summary for Year = (41 projects)		\$9,494,000	\$5,652,500	\$2,348,933	\$1,492,567

AERONAUTICS
ATP: 8
Fiscal Year: 2013

STIP for FY 2012 - 2015

Airport	Description	Total Project Cost	FAA Funding	State Funding	Municipal Funding
CANBY MUNICIPAL AIRPORT - MYERS FIELD	RUNWAY 12 TURN-AROUND	100,000	95,000	0	5,000
GLENCOE MUNICIPAL AIRPORT - VERNON PERSCHAU FIELD	GRADING & DRAINAGE - PARALLEL TAXIWAY	600,000	570,000	0	30,000
GLENCOE MUNICIPAL AIRPORT - VERNON PERSCHAU FIELD	GRADING & DRAINAGE RUNWAY EXT (800' X 75')	800,000	760,000	0	40,000
GRANITE FALLS MUNI-LENZEN-ROE MEMORIAL FLD	APRON EXPANSION	220,000	0	176,000	44,000
GRANITE FALLS MUNI-LENZEN-ROE MEMORIAL FLD	EA FOR RUNWAY 16-34, LAND ACQUISITION	120,000	0	96,000	24,000
GRANITE FALLS MUNI-LENZEN-ROE MEMORIAL FLD	AIRPORT SNOW REMOVAL EQUIPMENT & PLOW	150,000	0	100,500	49,500
GRANITE FALLS MUNI-LENZEN-ROE MEMORIAL FLD	AG SPRAY FACILITY	35,000	0	28,000	7,000
GRANITE FALLS MUNI-LENZEN-ROE MEMORIAL FLD	RUNWAY 15/33, TAXIWAY, APRON BIT MILL & OVERLAY, APRON UNDERDRAINS	833,000	0	666,400	166,600
HECTOR MUNICIPAL AIRPORT	HANGAR TAXIWAY	150,000	142,500	0	7,500
HECTOR MUNICIPAL AIRPORT	WATER/SEWER EXTENSION TO AIRPORT	200,000	190,000	0	10,000
HUTCHINSON MUNICIPAL AIRPORT - BUTLER FIELD	APRON/TAXILANE CONSTRUCTION	300,000	285,000	0	15,000
LAC QUI PARLE COUNTY AIRPORT - BUD FRYE FIELD	PARALLEL TAXIWAY	1,250,000	1,187,500	0	62,500
LITCHFIELD MUNICIPAL AIRPORT	REHABILITATE RUNWAY 13/31, CONNECTING TAXIWAY, NORTH PARALLEL TAXIWAY, APRON, AND TAXILANE PAVEMENT (MILL AND OVERLAY)	1,260,000	1,197,000	0	63,000
LITCHFIELD MUNICIPAL AIRPORT	RUNWAY LENGTH JUSTIFICATION REPORT, ENVIRONMENTAL ASSESSMENT STUDY FOR RUNWAY 13/31 EXTENSION (800')	100,000	95,000	0	5,000
PIPESTONE MUNICIPAL AIRPORT	SECURITY IMPROVEMENTS - FENCING	50,000	47,500	0	2,500
REDWOOD FALLS MUNICIPAL AIRPORT	HANGAR AREA PAVEMENT RECONSTRUCTION AND DRAINAGE	530,000	503,500	0	26,500
REDWOOD FALLS MUNICIPAL AIRPORT	LAND ACQUISITION-FAA RUNWAY PROTECTION ZONE, OBSTRUCTION REMOVAL	241,000	228,950	0	12,050
REDWOOD FALLS MUNICIPAL AIRPORT	SOUTH WATERSHED DRAINAGE IMPROVEMENTS	1,400,000	1,330,000	0	70,000
REDWOOD FALLS MUNICIPAL AIRPORT	UPDATE AIRPORT ZONING ORDINANCE	45,000	0	31,500	13,500
SOUTHWEST MINNESOTA REGIONAL-MARSHALL/RYAN FIELD	NEW BUSINESS - HANGAR SITE	1,500,000	0	750,000	750,000
SOUTHWEST MINNESOTA REGIONAL-MARSHALL/RYAN FIELD	MAINTENANCE EQUIPMENT BLDG (SNOW REMOVAL EQUIP)	750,000	712,500	0	37,500

AERONAUTICS
ATP: 8
Fiscal Year: 2013

STIP for FY 2012 - 2015

Airport	Description	Total Project Cost	FAA Funding	State Funding	Municipal Funding
SOUTHWEST MINNESOTA REGIONAL-MARSHALL/RYAN FIELD	FENCING	100,000	95,000	0	5,000
TRACY MUNICIPAL AIRPORT	ENVIRONMENTAL ASSESSMENT FOR RUNWAY EXTENSION	50,000	47,500	0	2,500
TRACY MUNICIPAL AIRPORT	RUNWAY EXTENSION JUSTIFICATION REPORT	30,000	28,500	0	1,500
TRACY MUNICIPAL AIRPORT	HANGAR RENOVATION	40,000	0	20,000	20,000
WILLMAR MUNICIPAL AIRPORT - JOHN L. RICE FIELD	MASTER PLAN UPDATE	85,000	80,750	0	4,250
WILLMAR MUNICIPAL AIRPORT - JOHN L. RICE FIELD	OVERLAY TAXILANES IN EAST HANGAR AREA	350,000	280,000	35,000	35,000
WINSTED MUNICIPAL AIRPORT	RUNWAY 9-27 ACCESS TAXIWAY, GRADING, PAVING, LIGHTING (3200' X 75'); APRON EXPANSION (200' X 150') AND TIE-DOWNS ---- DESIGN	250,000	237,500	0	12,500
Summary for Year = (28 projects)		\$11,539,000	\$8,113,700	\$1,903,400	\$1,521,900

AERONAUTICS
ATP: 8
Fiscal Year: 2014

STIP for FY 2012 - 2015

Airport	Description	Total Project Cost	FAA Funding	State Funding	Municipal Funding
CANBY MUNICIPAL AIRPORT - MYERS FIELD	PRIMARY RUNWAY/APRON MAINTENANCE	250,000	237,500	0	12,500
GLENCOE MUNICIPAL AIRPORT - VERNON PERSCHAU FIELD	PAVE RUNWAY EXT AND PARALLEL TAXIWAY; RESURFACE RUNWAY	1,100,000	1,045,000	0	55,000
GRANITE FALLS MUNI-LENZEN-ROE MEMORIAL FLD	LAND ACQUISITION - HANGAR SITE (PHASE II), RUNWAY 15 RPZ, RUNWAY 33 RPZ	240,000	0	192,000	48,000
GRANITE FALLS MUNI-LENZEN-ROE MEMORIAL FLD	MAINTENANCE BUILDING ADDITION	145,000	0	116,000	29,000
HECTOR MUNICIPAL AIRPORT	RUNWAY PRESERVATION	100,000	95,000	0	5,000
LAC QUI PARLE COUNTY AIRPORT - BUD FRYE FIELD	AIRPORT ZONING	15,000	0	10,500	4,500
LITCHFIELD MUNICIPAL AIRPORT	REPLACE AIRFIELD LIGHTING (MIRL'S REIL'S PAPI'S)	460,000	437,000	0	23,000
LITCHFIELD MUNICIPAL AIRPORT	CONSTRUCT RUNWAY 13/31 EXTENSION (800' X 100'), TAXIWAY EXTENSION (800' X 35')	1,170,000	1,111,500	0	58,500
MONTEVIDEO-CHIPPEWA COUNTY AIRPORT	15-FOOT MOWER DECK	20,000	0	13,334	6,666
MONTEVIDEO-CHIPPEWA COUNTY AIRPORT	SRE TRACTOR WITH BROOM	50,000	47,500	0	2,500
REDWOOD FALLS MUNICIPAL AIRPORT	OBSTRUCTION REMOVAL - FAR PART 77	116,000	110,200	0	5,800
REDWOOD FALLS MUNICIPAL AIRPORT	TRACTOR WITH MOWER ATTACHMENT	100,000	0	66,670	33,330
SOUTHWEST MINNESOTA REGIONAL-MARSHALL/RYAN FIELD	TRACTOR MOWER	80,000	0	53,336	26,664
WILLMAR MUNICIPAL AIRPORT - JOHN L. RICE FIELD	COUNTY ROAD 116 REALIGNMENT	200,000	190,000	0	10,000
WINDOM MUNICIPAL AIRPORT	CROSSWIND RUNWAY - LAND	900,000	855,000	0	45,000
WINDOM MUNICIPAL AIRPORT	RUNWAY JUSTIFICATION STUDY	2,500	2,375	0	125
WINDOM MUNICIPAL AIRPORT	DESIGN/ENVIRONMENTAL	18,000	17,100	0	900
WINDOM MUNICIPAL AIRPORT	CROSSWIND RUNWAY - CONSTRUCTION	2,040,000	1,938,000	0	102,000
WINDOM MUNICIPAL AIRPORT	ENVIRONMENTAL/DESIGN FOR X-WIND & PARALLEL TAXIWAY	85,000	80,750	0	4,250
WINSTED MUNICIPAL AIRPORT	LAND ACQUISITION - RUNWAY 9/27 PRIMARY SURFACE, RUNWAY PROTECTION ZONES, LUCE LINE STATE TRAIL	870,000	826,500	0	43,500
WINSTED MUNICIPAL AIRPORT	RUNWAY 9-27 AND ACCESS TAXIWAY, GRADING, PAVING, LIGHTING (3200' X 75'); APRON EXPANSION (200' X 150') AND TIE-DOWNS ---- CONSTRUCTION	2,900,000	2,755,000	0	145,000

AERONAUTICS
ATP: 8
Fiscal Year: 2014

STIP for FY 2012 - 2015

Airport	Description	Total Project Cost	FAA Funding	State Funding	Municipal Funding
Summary for Year = (21 projects)		\$10,861,500	\$9,748,425	\$451,840	\$661,235

AERONAUTICS
ATP: 8
Fiscal Year: 2015

STIP for FY 2012 - 2015

Airport	Description	Total Project Cost	FAA Funding	State Funding	Municipal Funding
CANBY MUNICIPAL AIRPORT - MYERS FIELD	ENVIRONMENTAL ASSESSMENT FOR PARALLEL TAXIWAY/CROSSWIND RUNWAY	60,000	57,000	0	3,000
GRANITE FALLS MUNI-LENZEN-ROE MEMORIAL FLD	10-UNIT T-HANGAR	608,000	0	608,000	0
GRANITE FALLS MUNI-LENZEN-ROE MEMORIAL FLD	RUNWAY 16-34 (5,400-FT X 100-FT), PARALLEL TAXIWAY, LIGHTING - CONSTRUCTION	8,050,000	0	6,440,000	1,610,000
GRANITE FALLS MUNI-LENZEN-ROE MEMORIAL FLD	LAND ACQUISITION - RUNWAY 16-34	1,410,000	0	1,128,000	282,000
GRANITE FALLS MUNI-LENZEN-ROE MEMORIAL FLD	LAND ACQUISITION - CROSSWIND RUNWAY 8/26	170,000	0	136,000	34,000
GRANITE FALLS MUNI-LENZEN-ROE MEMORIAL FLD	CONSTRUCT RUNWAY 16-34 (5,400-FT X 100-FT), PARALLEL TAXIWAY, LIGHTING - DESIGN	520,000	0	416,000	104,000
HECTOR MUNICIPAL AIRPORT	CITY HANGAR DEVELOPMENT - BUILDING	175,000	0	175,000	0
HECTOR MUNICIPAL AIRPORT	CITY HANGAR DEVELOPMENT - SITE WORK	175,000	0	87,500	87,500
HUTCHINSON MUNICIPAL AIRPORT - BUTLER FIELD	MASTER PLAN/ENVIRONMENTAL ASSESSMENT FOR CROSSWIND RUNWAY	75,000	71,250	0	3,750
HUTCHINSON MUNICIPAL AIRPORT - BUTLER FIELD	T-HANGAR CONSTRUCTION (24 UNITS)	1,000,000	0	1,000,000	0
LAC QUI PARLE COUNTY AIRPORT - BUD FRYE FIELD	ENVIRONMENTAL ASSESSMENT FOR RUNWAY EXTENSION	50,000	47,500	0	2,500
LAC QUI PARLE COUNTY AIRPORT - BUD FRYE FIELD	RUNWAY EXTENSION JUSTIFICATION REPORT	30,000	28,500	0	1,500
MONTEVIDEO-CHIPPEWA COUNTY AIRPORT	HANGAR SITE PREPARATION FOR MPSH	80,000	76,000	0	4,000
MONTEVIDEO-CHIPPEWA COUNTY AIRPORT	JET FUEL FACILITY	150,000	142,500	0	7,500
PIPESTONE MUNICIPAL AIRPORT	EA FOR PARALLEL TAXIWAY	50,000	47,500	0	2,500
REDWOOD FALLS MUNICIPAL AIRPORT	RUNWAY 12/30, TAXIWAY, APRON PAVEMENT SURFACE TREATMENT	223,000	211,850	0	11,150
SLAYTON MUNICIPAL AIRPORT	CRACK FILL	20,000	0	16,000	4,000
SOUTHWEST MINNESOTA REGIONAL-MARSHALL/RYAN FIELD	ADDITIONAL T-HANGAR	250,000	0	250,000	0
TRACY MUNICIPAL AIRPORT	APRON RECONSTRUCTION	250,000	237,500	0	12,500
TYLER MUNICIPAL AIRPORT	LAND ACQUISITION FOR RWY EXTENSION	25,000	0	20,000	5,000
TYLER MUNICIPAL AIRPORT	OBSTRUCTION REMOVAL	5,000	0	4,000	1,000
TYLER MUNICIPAL AIRPORT	TRUCK AND SNOWPLOW	50,000	0	33,333	16,667
TYLER MUNICIPAL AIRPORT	A/D BUILDING W/FBO (ESTIMATED PRORATES)	120,000	0	86,400	33,600

AERONAUTICS
ATP: 8
Fiscal Year: 2015

STIP for FY 2012 - 2015

Airport	Description	Total Project Cost	FAA Funding	State Funding	Municipal Funding
WILLMAR MUNICIPAL AIRPORT - JOHN L. RICE FIELD	ENVIRONMENTAL ASSESSMENT - RWY EXT	40,000	38,000	0	2,000
WILLMAR MUNICIPAL AIRPORT - JOHN L. RICE FIELD	RUNWAY EXTENSION - GRADING	500,000	475,000	0	25,000
WILLMAR MUNICIPAL AIRPORT - JOHN L. RICE FIELD	RUNWAY EXTENSION - PAVING	1,100,000	1,045,000	0	55,000
WINDOM MUNICIPAL AIRPORT	DESIGN/ENVIRONMENTAL	20,500	19,475	0	1,025
WINDOM MUNICIPAL AIRPORT	JET FUEL STATION	150,000	142,500	0	7,500
WINDOM MUNICIPAL AIRPORT	PARALLEL TAXIWAY - LAND	37,500	35,625	0	1,875
WINDOM MUNICIPAL AIRPORT	PARALLEL TAXIWAY CONSTRUCTION	493,000	468,350	0	24,650
WINDOM MUNICIPAL AIRPORT	EXTEND RUNWAY - CONSTRUCTION	297,000	0	297,000	0
WINDOM MUNICIPAL AIRPORT	EXTEND RUNWAY - LAND	75,000	0	75,000	0
WINSTED MUNICIPAL AIRPORT	SNOW REMOVAL EQUIPMENT - PAYLOADER	155,000	147,250	0	7,750
Summary for Year = (33 projects)		\$16,414,000	\$3,290,800	\$10,772,233	\$2,350,967

AERONAUTICS
ATP: M
Fiscal Year: 2012

STIP for FY 2012 - 2015

Airport	Description	Total Project Cost	FAA Funding	State Funding	Municipal Funding
ANOKA COUNTY/BLAINE AIRPORT - JANES FIELD	BLDG AREA DEV. - XYLITE ST. RELOCATION	1,000,000	0	0	1,000,000
ANOKA COUNTY/BLAINE AIRPORT - JANES FIELD	TAXIWAY CHARLIE - A2/C2 EXTENSION	900,000	150,000	0	750,000
FLYING CLOUD AIRPORT	RUNWAY 18/36 IMPROVEMENTS	1,700,000	450,000	0	1,250,000
FLYING CLOUD AIRPORT	2012 ALLEYWAY REHABILITATION	300,000	0	0	300,000
FLYING CLOUD AIRPORT	EAST/WEST PERIMETER ROAD	300,000	0	0	300,000
FOREST LAKE AIRPORT	AUTOMATED WEATHER STATION (AWOS)	65,000	0	65,000	0
MINNEAPOLIS-ST.PAUL INT'L-WOLD CHAMBERLAIN	NOISE MITIGATION SETTLEMENT	4,300,000	0	0	4,300,000
MINNEAPOLIS-ST.PAUL INT'L-WOLD CHAMBERLAIN	RWY 12R/30L TUNNEL ROAD REHABILITATION	2,000,000	0	0	2,000,000
MINNEAPOLIS-ST.PAUL INT'L-WOLD CHAMBERLAIN	PAVEMENT JOINT SEALING/REPAIR	650,000	0	0	650,000
MINNEAPOLIS-ST.PAUL INT'L-WOLD CHAMBERLAIN	MISCELLANEOUS AIFIELD CONSTRUCTION	400,000	0	0	400,000
MINNEAPOLIS-ST.PAUL INT'L-WOLD CHAMBERLAIN	BAGGAGE QUARANTINE BUILDING	1,260,000	0	0	1,260,000
MINNEAPOLIS-ST.PAUL INT'L-WOLD CHAMBERLAIN	AIRFIELD BITUMINOUS REHAB/ELEC CONSTRUCTION	500,000	0	0	500,000
MINNEAPOLIS-ST.PAUL INT'L-WOLD CHAMBERLAIN	NORTH SIDE STORM SEWER	5,000,000	2,500,000	0	2,500,000
MINNEAPOLIS-ST.PAUL INT'L-WOLD CHAMBERLAIN	REHABILITATE APRONS	2,000,000	0	1,200,000	800,000
RUSH CITY REGIONAL AIRPORT	CROSSWIND RUNWAY - PLANS AND SPECIFICATIONS	225,000	213,750	0	11,250
RUSH CITY REGIONAL AIRPORT	CROSSWIND RUNWAY CONSTRUCTION	2,800,000	2,660,000	0	140,000
SOUTH ST. PAUL MUNICIPAL AIRPORT - FLEMING FIELD	ASPHALT MAINTENANCE	70,000	0	49,000	21,000
SOUTH ST. PAUL MUNICIPAL AIRPORT - FLEMING FIELD	HANGAR #5 - HANGAR DOOR REPLACEMENT	45,000	0	22,500	22,500
SOUTH ST. PAUL MUNICIPAL AIRPORT - FLEMING FIELD	PARKING LOT (BETWEEN HANGAR #4 & #5) LYSDALE FLYING SERVICE AND WIPAIRE	45,000	0	31,500	13,500
ST. PAUL DOWNTOWN AIRPORT - HOLMAN FIELD	JOINT AND CRACK REPAIRS	100,000	0	0	100,000
ST. PAUL DOWNTOWN AIRPORT - HOLMAN FIELD	MAC BUILDING MAINTENANCE	200,000	0	0	200,000
Summary for Year = 2012 (21 projects)		\$23,860,000	\$5,973,750	\$1,368,000	\$16,518,250

AERONAUTICS
ATP: M
Fiscal Year: 2013

STIP for FY 2012 - 2015

Airport	Description	Total Project Cost	FAA Funding	State Funding	Municipal Funding
AIRLAKE AIRPORT	2013 PAVEMENT REHABILITATION	200,000	150,000	0	50,000
ANOKA COUNTY/BLAINE AIRPORT - JANES FIELD	2013 PAVEMENT REHABILITATION	400,000	150,000	0	250,000
CRYSTAL AIRPORT	RUNWAY 14R/32L MODS (CONVERT TO TWY)	1,000,000	0	0	1,000,000
CRYSTAL AIRPORT	2013 PAVEMENT REHABILITATION	700,000	300,000	0	400,000
FLYING CLOUD AIRPORT	2013 PAVEMENT REHABILITATION	800,000	0	0	800,000
FLYING CLOUD AIRPORT	SOUTH BUILDING AREA DEVELOPMENT	600,000	0	600,000	0
FOREST LAKE AIRPORT	ENVIRONMENTAL ASSESSMENT	150,000	0	120,000	30,000
FOREST LAKE AIRPORT	LAND ACQUISITION (NORTH END)	220,000	0	176,000	44,000
LAKE ELMO AIRPORT	2013 PAVEMENT REHABILITATION	300,000	150,000	0	150,000
MINNEAPOLIS-ST.PAUL INT'L-WOLD CHAMBERLAIN	AIRSIDE BITUMINOUS REHAB/ELEC CONSTRUCTION	500,000	0	0	500,000
MINNEAPOLIS-ST.PAUL INT'L-WOLD CHAMBERLAIN	PAVEMENT JOINT SEALING/REPAIR	650,000	0	0	650,000
MINNEAPOLIS-ST.PAUL INT'L-WOLD CHAMBERLAIN	MISCELLANEOUS AIRFIELD CONSTRUCTION	400,000	0	0	400,000
MINNEAPOLIS-ST.PAUL INT'L-WOLD CHAMBERLAIN	2012 PAVEMENT REHABILITATION - APRONS	1,700,000	0	1,000,000	700,001
MINNEAPOLIS-ST.PAUL INT'L-WOLD CHAMBERLAIN	2013 PAVEMENT REHABILITATION - TAXIWAYS	7,800,000	5,200,000	0	2,600,000
MINNEAPOLIS-ST.PAUL INT'L-WOLD CHAMBERLAIN	NOISE MITIGATION SETTLEMENT	1,300,000	0	0	1,300,000
RUSH CITY REGIONAL AIRPORT	DEER FENCING	300,000	285,000	0	15,000
RUSH CITY REGIONAL AIRPORT	HANGAR AREA - ACCESS ROAD	150,000	0	105,000	45,000
SOUTH ST. PAUL MUNICIPAL AIRPORT - FLEMING FIELD	IMPLEMENT RESULTS (EA & ALP UPDATE) - PHASE 1	157,895	150,000	0	7,895
SOUTH ST. PAUL MUNICIPAL AIRPORT - FLEMING FIELD	ASPHALT MAINTENANCE	70,000	0	49,000	21,000
SOUTH ST. PAUL MUNICIPAL AIRPORT - FLEMING FIELD	HANGARS #2-#5 REPLACE NORTH FACADES (4) (STREET SIDE)	120,000	0	60,000	60,000
ST. PAUL DOWNTOWN AIRPORT - HOLMAN FIELD	HOLMAN TERMINAL SUBDRAIN	600,000	0	0	600,000
ST. PAUL DOWNTOWN AIRPORT - HOLMAN FIELD	2012 PAVEMENT REHAB-TWY A NORTH OF RWY 9/27	1,000,000	150,000	500,000	350,000
ST. PAUL DOWNTOWN AIRPORT - HOLMAN FIELD	COMPENSATORY EXCAVATION MITIGATION	1,000,000	0	0	1,000,000
ST. PAUL DOWNTOWN AIRPORT - HOLMAN FIELD	ELECTRICAL VAULT IMPROVEMENTS	700,000	0	0	700,000
Summary for Year = (24 projects)		\$20,817,895	\$6,535,001	\$2,610,000	\$11,672,895

AERONAUTICS
ATP: M
Fiscal Year: 2014

STIP for FY 2012 - 2015

Airport	Description	Total Project Cost	FAA Funding	State Funding	Municipal Funding
AIRLAKE AIRPORT	SOUTH BUILDING AREA DEVELOPMENT	2,700,000	0	2,700,000	0
ANOKA COUNTY/BLAINE AIRPORT - JANES FIELD	BLDG AREA DEV. - WEST ANNEX	850,000	0	850,000	0
CRYSTAL AIRPORT	OBSTRUCTION REMOVALS	300,000	0	0	300,000
FLYING CLOUD AIRPORT	2014 PAVEMENT REHABILITATION	900,000	0	0	900,000
FOREST LAKE AIRPORT	OBSTRUCTION LIGHTING - POWERLINE	50,000	0	40,000	10,000
FOREST LAKE AIRPORT	OBSTRUCTION REMOVAL - BUILDINGS	25,000	0	20,000	5,000
FOREST LAKE AIRPORT	RUNWAY PAVED 2700' X 75'	1,100,000	0	880,000	220,000
FOREST LAKE AIRPORT	ELECTRICAL VAULT	200,000	0	160,000	40,000
FOREST LAKE AIRPORT	AIRFIELD LIGHTING (MIRL)	100,000	0	80,000	20,000
FOREST LAKE AIRPORT	PAPI	25,000	0	20,000	5,000
MINNEAPOLIS-ST.PAUL INT'L-WOLD CHAMBERLAIN	MISCELLANEOUS AIRFIELD CONSTRUCTION	400,000	0	0	400,000
MINNEAPOLIS-ST.PAUL INT'L-WOLD CHAMBERLAIN	SOUTH FIELD MAINTENANCE BUILDING WASH BAY	1,300,000	0	0	1,300,000
MINNEAPOLIS-ST.PAUL INT'L-WOLD CHAMBERLAIN	SIDA INCURSION UPGRADE	700,000	0	0	700,000
MINNEAPOLIS-ST.PAUL INT'L-WOLD CHAMBERLAIN	PAVEMENT JOINT SEALING/REPAIR	650,000	0	0	650,000
MINNEAPOLIS-ST.PAUL INT'L-WOLD CHAMBERLAIN	NOISE MITIGATION SETTLEMENT	3,420,000	0	0	3,420,000
MINNEAPOLIS-ST.PAUL INT'L-WOLD CHAMBERLAIN	ASR SHADOW MITIGATION	5,000,000	0	0	5,000,000
MINNEAPOLIS-ST.PAUL INT'L-WOLD CHAMBERLAIN	AIRSIDE BITUMINOUS REHAB/ELEC CONSTRUCTION	500,000	0	0	500,000
MINNEAPOLIS-ST.PAUL INT'L-WOLD CHAMBERLAIN	2014 PAVEMENT REHABILITATION -TAXIWAYS	7,000,000	0	0	7,000,000
MINNEAPOLIS-ST.PAUL INT'L-WOLD CHAMBERLAIN	RUNWAY 30R MALSF	1,800,000	1,200,000	0	600,000
MINNEAPOLIS-ST.PAUL INT'L-WOLD CHAMBERLAIN	2013 PAVEMENT REHABILITATION - APRONS	1,600,000	0	1,000,000	600,000
RUSH CITY REGIONAL AIRPORT	HANGAR AREA DEVELOPMENT - PHASE 1	400,000	380,000	0	20,000
SOUTH ST. PAUL MUNICIPAL AIRPORT - FLEMING FIELD	ASPHALT MAINTENANCE	50,000	0	35,000	15,000
SOUTH ST. PAUL MUNICIPAL AIRPORT - FLEMING FIELD	IMPLEMENT RESULTS (EA & ALP UPDATE) - PHASE 2	157,895	150,000	0	7,895
ST. PAUL DOWNTOWN AIRPORT - HOLMAN FIELD	2013 PAVEMENT REHABILITATION	1,500,000	150,000	800,000	550,001
ST. PAUL DOWNTOWN AIRPORT - HOLMAN FIELD	JOINT AND CRACK REPAIRS	100,000	0	0	100,000
ST. PAUL DOWNTOWN AIRPORT - HOLMAN FIELD	MAC BUILDING MAINTENANCE	200,000	0	0	200,000

AERONAUTICS
ATP: M
Fiscal Year: 2014

STIP for FY 2012 - 2015

Airport	Description	Total Project Cost	FAA Funding	State Funding	Municipal Funding
ST. PAUL DOWNTOWN AIRPORT - HOLMAN FIELD	PERIMETER DIKE HAUL ROAD	190,000	0	0	190,000
Summary for Year = 2014 (27 projects)		\$31,217,895	\$1,880,000	\$6,585,000	\$22,752,895

AERONAUTICS
ATP: M
Fiscal Year: 2015

STIP for FY 2012 - 2015

Airport	Description	Total Project Cost	FAA Funding	State Funding	Municipal Funding
AIRLAKE AIRPORT	2015 PAVEMENT REHABILITATION	400,000	0	0	400,000
ANOKA COUNTY/BLAINE AIRPORT - JANES FIELD	BLDG AREA DEVELOPMENT - EAST ANNEX	2,400,000	0	2,400,000	0
FOREST LAKE AIRPORT	T-HANGAR 15-UNIT	455,000	0	455,000	0
FOREST LAKE AIRPORT	T-HANGAR SITE PREPARATION	245,000	0	196,000	49,000
LAKE ELMO AIRPORT	2015 PAVEMENT REHABILITATION	300,000	0	0	300,000
LAKE ELMO AIRPORT	RUNWAY 4/22 EXTENSION	1,500,000	0	0	1,500,000
MINNEAPOLIS-ST.PAUL INT'L-WOLD CHAMBERLAIN	MISCELLANEOUS AIRFIELD CONSTRUCTION	400,000	0	0	400,000
MINNEAPOLIS-ST.PAUL INT'L-WOLD CHAMBERLAIN	PAVEMENT JOINT SEALING/REPAIR	650,000	0	0	650,000
MINNEAPOLIS-ST.PAUL INT'L-WOLD CHAMBERLAIN	SANITARY SEWER REPLACEMENTS	4,450,000	0	0	4,450,000
MINNEAPOLIS-ST.PAUL INT'L-WOLD CHAMBERLAIN	AIRSIDE BITUMINOUS REHAB/ELEC CONSTRUCTION	500,000	0	0	500,000
RUSH CITY REGIONAL AIRPORT	HANGAR AREA DEVELOPMENT - PHASE 2	875,000	831,250	0	43,750
SOUTH ST. PAUL MUNICIPAL AIRPORT - FLEMING FIELD	ASPHALT MAINTENANCE	50,000	0	35,000	15,000
SOUTH ST. PAUL MUNICIPAL AIRPORT - FLEMING FIELD	LOADER WITH PLOW AND SNOW PUSHER (9/1/2013)	224,438	0	149,633	74,805
SOUTH ST. PAUL MUNICIPAL AIRPORT - FLEMING FIELD	NORTH DIAGONAL TAXIWAY - MILL & OVERLAY	52,333	0	36,633	15,700
SOUTH ST. PAUL MUNICIPAL AIRPORT - FLEMING FIELD	RAMP RECONSTRUCTION	720,000	0	504,000	216,000
SOUTH ST. PAUL MUNICIPAL AIRPORT - FLEMING FIELD	TAXILANE RECONSTRUCTION - CESSNA, DECATHLON, & HOTEL	120,000	0	84,000	36,000
ST. PAUL DOWNTOWN AIRPORT - HOLMAN FIELD	2015 PAVEMENT REHABILITATION	500,000	0	0	500,000
Summary for Year = 2015 (17 projects)		\$13,841,771	\$831,250	\$3,860,266	\$9,150,255

**MnDOT's
Detailed Federal Fiscal Constraint Plan**

MnDOT's Detailed Federal Fiscal Constraint Plan

The Detailed Federal Fiscal Constraint Plan in Figure C-1 shows how MnDOT will be managing Advance Construction (AC) from 2012 through 2015. AC conversions (Paybacks) identified in the STIP are referred to as "Planned AC Conversion." District/ATPs have identified and planned for these project conversions. Along with STIP identified "Planned AC", the Office of Capital Programs and Performance Measures (OCPPM) manages the program on a statewide basis using AC to provide for greater financial flexibility and to manage cash flow.

History shows that projects exceeding \$1million are more likely to be paid out over more than one year. Historically, project expenditures payout 30% in the first year, 50% in the second year, and 20% in the third year. For this reason, many projects can be adjusted to more closely reflect the actual timing of these expenditures. Use of these rates on additional AC projects allows MnDOT to maximize the use of Federal funding. OCPPM manages the conversions of these projects on a statewide basis and refers to these projects as "Managed AC Conversions."

"Deferred Conversions" describe the adjustment to a Planned AC project. These conversions are used to delay planned conversions to correspond with actual expenditures. MnDOT could use a longer period of conversion and use Trunk Highway cash or bonds to delay conversions further. The reverse is true if more Federal funds become available than has been forecast.

Figure C-1 illustrates how AC is used to manage MnDOT's program. Lines (1) through (3) come from the STIP. Line (1) is the total Federal formula funds in the STIP for each year. Line (2) represents the amount of regular funds in the STIP total. Line (3) is the amount of "Planned AC Conversions" in the STIP total. Line (4) shows the planned amount of line (2) for new *managed AC* for the current year. Line (4a) is the new managed AC percentage of regular federal funds. Line (5) is 30% of the new *managed AC* from the current year. Line (6) is 50% of the new *managed AC* from the prior year. Line (7) is 20% of the new *managed AC* from 2 years back. Lines (5) through (7) total the amount of managed AC in that state fiscal year. Line (8) is the difference between lines (2) and (4) representing the forecasted sum of the projects that are expected to use 100% of their Federal funds in that year. Line (9) is the same as line (3). Line (10) comes from analysis of the Planned Conversions which are anticipated to convert at a different rate than the expected 30% - 50% - 20%. Line (10) is called "Deferred Conversion." There are no deferred conversions presently planned in this STIP. Line (11) is the sum of lines (5) through (7). Line (12) is the managed AC carry forward from prior years. As Figure C-1 illustrates, all prior year's AC will be totally converted in state fiscal year 2012 (no carry forward to 2013).

MnDOT plans to continue its use of AC as a financial management tool. MnDOT's intention is to encourage the use of AC by the District/ATPs when projects can be packaged or completion of a project will occur over more than one construction season. At the same time, MnDOT will centrally manage AC to ensure sound financial management.

Figure C-1

Minnesota Detailed Financial Plan 2012-2015 (\$ - Millions)

		SFY 2012			SFY 2013			SFY 2014			SFY 2015		
		TH	SA	Total	TH	SA	Total	TH	SA	Total	TH	SA	Total
(1)	STIP Total	325	158	483	306	177	482	303	166	469	329	141	470
(2)	Regular Federal Funds (RFF)	251	151	402	256	168	424	277	163	439	249	138	387
(3)	AC Conversions Planned	74	7	82	50	9	59	27	3	30	80	3	83
	New Managed AC												
(4)	Managed Regular Federal Funds	51	31	82	31	21	52	22	13	4	7	4	11
(4a)	% of RFF Required for Fiscal Constraint			21%			12%			8%			3%
	Conversions of New Managed AC												
(5)	Year 1 = 30%	15	9	25	9	6	16	7	4	11	2	1	3
(6)	Year 2 = 50%	0	0	0	26	15	41	16	10	26	11	7	18
(7)	Year 3 = 20%	0	0	0	0	0	0	10	6	16	4	3	7
	Subtotal	15	9	25	35	22	57	33	20	53	18	10	28
	Actual Needs												
(8)	Regular Federal Funds	199	120	319	224	148	372	254	150	435	242	135	376
(9)	Planned Conversions	74	7	82	50	9	59	27	3	30	80	3	83
(10)	Deferred Conversions	0	0	0	0	0	0	0	0	0	0	0	0
(11)	Managed Conversions – New	15	9	25	35	22	57	33	20	53	18	10	28
(12)	Managed Conversions – Carry forward	61	0	61	0	0	0	0	0	0	0	0	0
	Total Actual Needs	350	137	487	309	178	487	314	173	487	339	148	487

Lines 1-3 can be found in the STIP

Line 4 represents the amount of new AC projects (Line 2 x %)

Line 4(a) represents the new managed AC as a percentage.

Lines 5-7 represent the amount of conversions that will occur as related to the new AC (Line 4 x 30/50/20%)

Line 8 shows the net amount of regular federal funds that will be used (Line 2 minus Line 4)

Line 9 shows the conversions requested by the ATP's (Line 3)

Line 10 shows the adjustment for conversions to subsequent years.

Line 11 is the amount of conversion that will occur based on historical assumption (Lines 5-7)

Line 12 is the amount of the conversion that will occur due to carry forward AC conversions

TH = Trunk Highway, SA = State Aid

Differences due to rounding

Excludes Earmarks

Minnesota Projected Levels of AC The Federal AC shown in figure C-2 shows the projected level of AC MnDOT will be carrying at the end of each state fiscal year. The ending level of AC includes those projects that were authorized by the Federal Highway Administration (FHWA), have been let, awarded and encumbered by the State. The state fiscal year runs from July 1 to June 30. Trunk Highway Projects that are authorized by FHWA but have not gone through the final process of encumbrance are not counted in the year Ending Balance of AC. The AC Beginning Balance comes from the previous years ending balance. New AC – Planned can be found in the STIP.

New AC – Managed, Managed Conversions, as well as the Planned Conversions can be found in the Minnesota Detailed Financial Plan, figure C-1.

The strategy of using Managed AC on projects that were not planned to be Advance Constructed through the normal process, allows MnDOT to manage through a time when Federal Funding could be uncertain. This practice will allow MnDOT to be able to absorb a reduction in Federal funds in a year and not have to reduce the short term program, but make the necessary corrections in the following year(s). Once current year Federal funds become available MnDOT will reevaluate the need to AC projects that fall in this group.

FIGURE C-2
MINNESOTA FEDERAL ADVANCE CONSTRUCTION FORECAST
(\$ MILLIONS)

SFY	2012	2013	2014	2015
AC Beginning Balance	230	264	221	249
New AC – Planned	+58	+20	+107	+130
New AC – Managed	+82	+52	+4	+11
AC Sub-Total	370	336	332	390
Less: AC Conversions – Planned	-82	-59	-30	-83
Less: AC Conversions – Managed	-25	-57	-53	-28
Ending AC Balance	264	221	249	279

Excludes Earmarks